


DuraFlood Spec 50
50W LED Flood



Part Number: DFS50K-BRZ-120D5K
UPC: 817938022437
Power: 50W
Lumens: 6,000
Equivalence: 150W MH

- » 5 Year Warranty
- » UL/DLC Listed
- » Energy Efficient - **150 lm/W**
- » Replaces up to 400W traditional metal halide fixtures
- » Mean Well drivers standard in every fixture
- » Rugged aluminum housing and tempered glass construction
- » Easy-mounting with slipfitter installed on the fixture
- » Sealed and gasketed - IP65 Rating

» **Also available with a yoke mount installed**

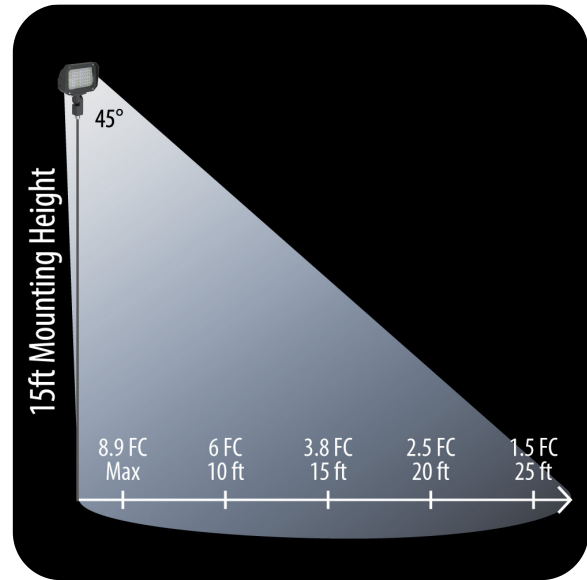
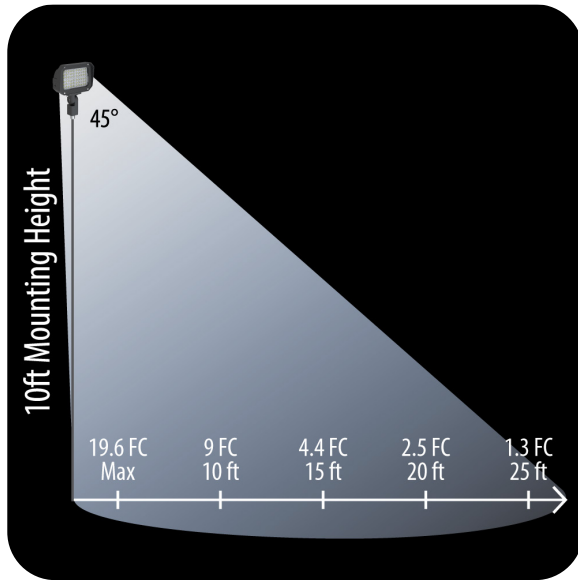


TECHNICAL SPECS



Lumens	6,000	CRI	> 80
CCT	5000K	Lifespan	> 50,000 Hours
Driver	Mean Well	IP Grade	IP65
Operating Voltage	100-277 VAC	Body Construction	Aluminum w/ glass lens
Operating Temperature	-40° to 122° F	Body Dimensions	9.4" x 6.3" x 3.1"
Power Consumption	50W	Weight	5.7 lbs
Beam Angle	120°		

PRODUCT PHOTOMETRICS



PHOTOMETRIC DATA

Mounting Height	Maximum Observed FC	FC 10 ft from pole	FC 20 ft from pole	FC 30 ft from pole
10 ft	19.6	9.0	4.4	2.5
15 ft	8.9	6.0	3.8	2.5
20 ft	5.1	4.3	3.1	2.1
25 ft	3.3	3.1	2.5	1.8
30 ft	2.3	2.3	2.0	1.6

Download .IES files at wdlapps.com/store or contact your WDL territory manager for a complete lighting layout of your project.

FOOTCANDLE GUIDE

Average FC for Outdoor Area Applications

High Traffic Parking	5 fc
Low Traffic Parking	1 fc
Building Entrance	5 fc
Active Industrial Area	5 fc
Industrial Yard	1 fc
Storage Area (inactive)	1 fc
Recreational Field	30 fc
Competitive Field	50 fc

For More Information & TO ORDER

(888) 998-0864

Send POs to orders@westdurablelighting.com

HOME OFFICE:

West Durable Lighting
5151 Headquarters Dr. #120
Plano, TX 75024

WILL CALL:

WDL c/o Selery Logistics
1434 Patton Place, Suite 160
Carrollton, TX 75007

