

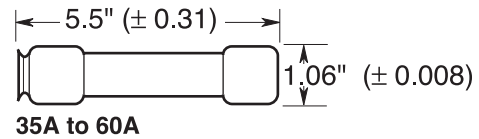
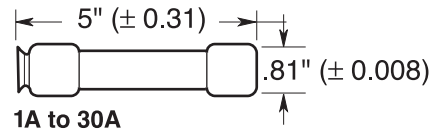
ECSR

Class RK5 600Vac, 1 to 60A

Dual-Element, Time-Delay Fuses



Dimensions (inches)



Catalog Symbol: ECSR

Dual-Element, Time-Delay – 10 second (minimum) at 500% rated current

Current-Limiting

Volts: 600Vac (or less)

Amps: 1 to 60A

IR: 200kA RMS Sym.

Agency Information: CE, UL Listed, Std. 248-12, Class RK5, Guide JDDZ, File E162363 CSA Certified, HRCI-R C22.2 No. 248.12, Class 1422-02, File 53787

Features

- Provides motor overload, ground fault and short-circuit protection. When used in circuits subject to surge currents such as those caused by motors, transformers and other inductive components, these fuses can be sized close to full load amps to give maximum overcurrent protection.
- Permits the use of smaller and less costly switches. The time-delay feature makes it possible to use fuse amp ratings which are much smaller than those of non time-delay fuses. Considerable cost saving occurs by permitting the use of smaller size switches, panels and fuses themselves.
- Provides a higher degree of short-circuit protection (greater current limitation) in circuits in which surge currents or temporary overloads occur.
- Helps protect motors against burnout from overloads.
- Gives motor running back-up protection to motors without extra costs.

- Helps protect motors against burnout from single phasing on three-phase systems.
- Simplifies and improves blackout prevention (selective coordination).
- Dual-element fuses can be applied in circuits subject to temporary motor overloads and surge currents to provide both high-performance, short-circuit and overload protection.
- The overload element provides protection against low level overcurrent of overloads and will hold an overload which is five times greater than the amp rating of the fuse for a minimum of ten seconds.

Catalog Numbers (amps)

| | | | |
|-------|--------|----------|--------|
| ECSR1 | ECSR7 | ECSR17.5 | ECSR45 |
| ECSR2 | ECSR8 | ECSR20 | ECSR50 |
| ECSR3 | ECSR9 | ECSR25 | ECSR60 |
| ECSR4 | ECSR10 | ECSR30 | |
| ECSR5 | ECSR12 | ECSR35 | |
| ECSR6 | ECSR15 | ECSR40 | |

Carton Quantity and Weight

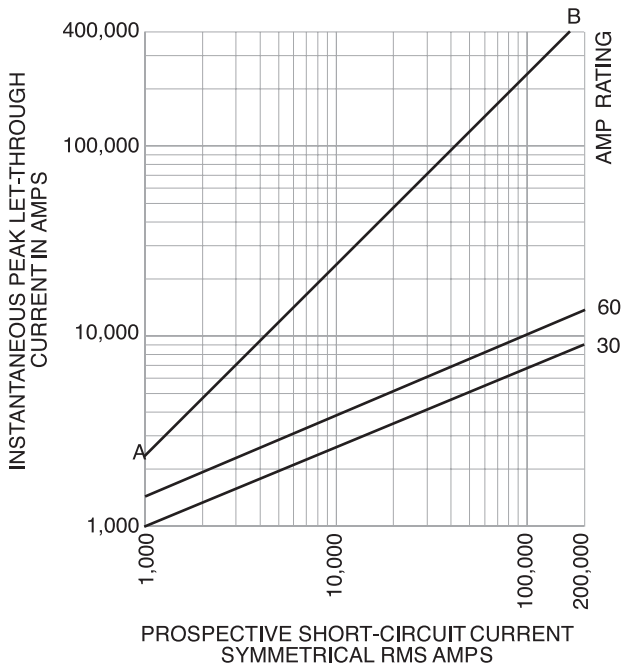
| Amps | Carton Quantity | Weight per Carton | |
|---------|-----------------|-------------------|------|
| | | lbs | kg |
| 1-15 | 10 | 0.40 | 0.18 |
| 17.5-30 | 10 | 0.50 | 0.28 |
| 35-60 | 10 | 3.10 | 1.41 |

ECSR

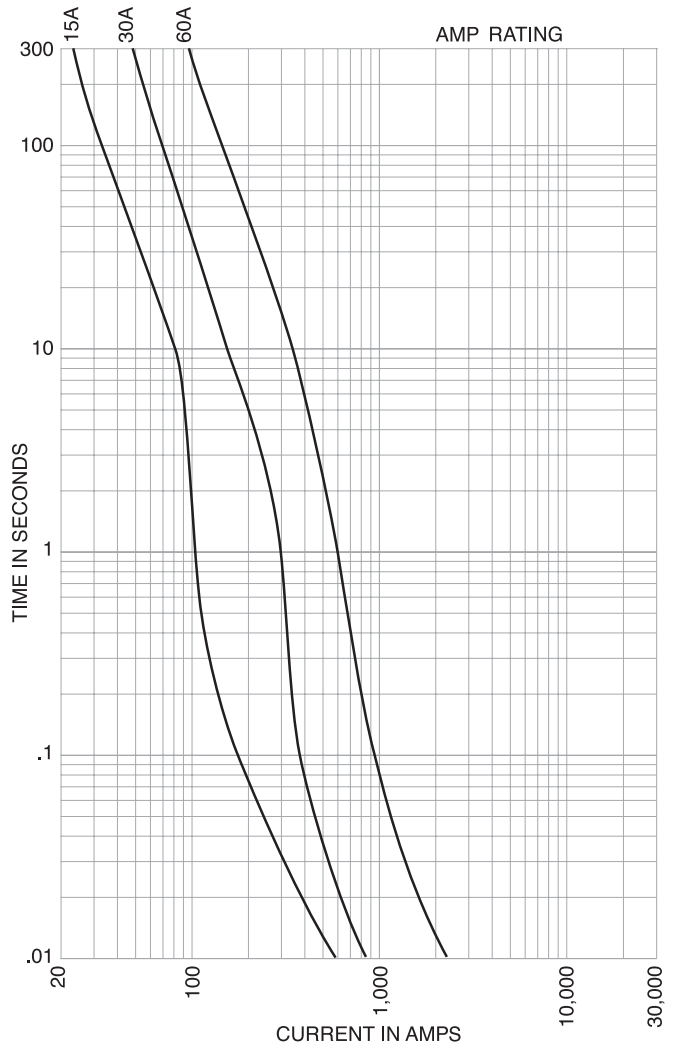
Class RK5 600Vac, 1 to 60A

Dual-Element, Time-Delay Fuses

Current Limitation Curves



Time-Current Characteristic Curves—Average Melt



Class R Fuse Blocks (600V) Catalog Data

(Clip Retaining Spring Standard, Suffix "R")

| Amps | Poles | Basic Catalog Number | Terminal Type (Suffix No.) | | | |
|------|-------|----------------------|----------------------------|------------------|---------|-------------------|
| | | | Screw | | Box Lug | |
| | | | — | with Pres. Plate | — | with Clip Cu only |
| 1 | 1 | R60030-1 | SR | PR | CR | — |
| to | 2 | R60030-2 | SR | PR | CR | COR |
| 30 | 3 | R60030-3 | SR | PR | CR | COR |
| 31 | 1 | R60060-1 | — | — | CR | — |
| to | 2 | R60060-2 | — | — | CR | — |
| 60 | 3 | R60060-3 | — | — | CR | — |

Fuse Reducers For Class R Fuses

| Equipment Fuse Clips | Desired Fuse (Case) Size | Catalog Number (Pairs) 600V |
|----------------------|--------------------------|-----------------------------|
| 60A | 30A | No. 663-R |
| 100A | 30A | No. 216-R |
| | 60A | No. 616-R |
| 200A | 60A | No. 626-R |

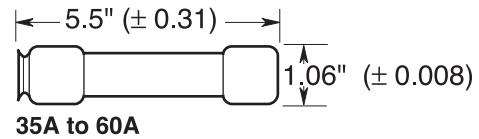
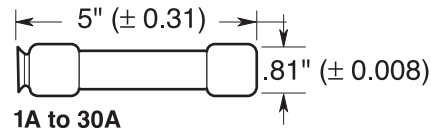
The only controlled copy of this document is the electronic read-only version maintained by Cooper Bussmann. All other copies of this document are by definition uncontrolled. This bulletin is intended to clearly present comprehensive product data and provide technical information that will help the end user with design applications. Cooper Bussmann reserves the right, without notice, to change design or construction of any products and to discontinue or limit distribution of any products. Cooper Bussmann also reserves the right to change or update, without notice, any technical information contained in this bulletin. Once a product has been selected, it should be tested by the user in all possible applications.

ECSR

Class RK5 600Vac, 1 to 60A Dual-Element, Time-Delay Fuses



Dimensions (inches)



Catalog Symbol: ECSR

Dual-Element, Time-Delay – 10 second (minimum) at 500% rated current

Current-Limiting

Volts: 600Vac (or less)

Amps: 1 to 60A

IR: 200kA RMS Sym.

Agency Information: CE, UL Listed, Std. 248-12, Class RK5, Guide JDDZ, File E162363 CSA Certified, HRCI-R C22.2 No. 248.12, Class 1422-02, File 53787

Features

- Provides motor overload, ground fault and short-circuit protection. When used in circuits subject to surge currents such as those caused by motors, transformers and other inductive components, these fuses can be sized close to full load amps to give maximum overcurrent protection.
- Permits the use of smaller and less costly switches. The time-delay feature makes it possible to use fuse amp ratings which are much smaller than those of non time-delay fuses. Considerable cost saving occurs by permitting the use of smaller size switches, panels and fuses themselves.
- Provides a higher degree of short-circuit protection (greater current limitation) in circuits in which surge currents or temporary overloads occur.
- Helps protect motors against burnout from overloads.
- Gives motor running back-up protection to motors without extra costs.

- Helps protect motors against burnout from single phasing on three-phase systems.
- Simplifies and improves blackout prevention (selective coordination).
- Dual-element fuses can be applied in circuits subject to temporary motor overloads and surge currents to provide both high-performance, short-circuit and overload protection.
- The overload element provides protection against low level overcurrent of overloads and will hold an overload which is five times greater than the amp rating of the fuse for a minimum of ten seconds.

Catalog Numbers (amps)

| | | | |
|-------|--------|----------|--------|
| ECSR1 | ECSR7 | ECSR17.5 | ECSR45 |
| ECSR2 | ECSR8 | ECSR20 | ECSR50 |
| ECSR3 | ECSR9 | ECSR25 | ECSR60 |
| ECSR4 | ECSR10 | ECSR30 | |
| ECSR5 | ECSR12 | ECSR35 | |
| ECSR6 | ECSR15 | ECSR40 | |

Carton Quantity and Weight

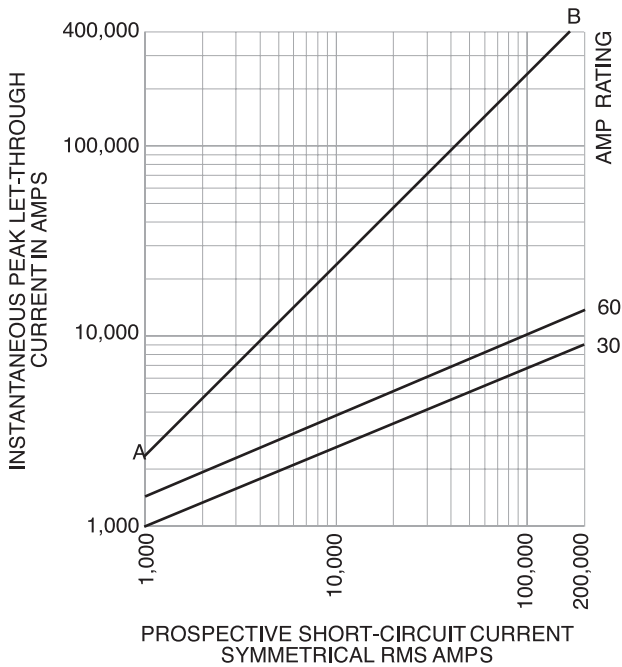
| Amps | Carton Quantity | Weight per Carton | |
|---------|-----------------|-------------------|------|
| | | lbs | kg |
| 1-15 | 10 | 0.40 | 0.18 |
| 17.5-30 | 10 | 0.50 | 0.28 |
| 35-60 | 10 | 3.10 | 1.41 |

ECSR

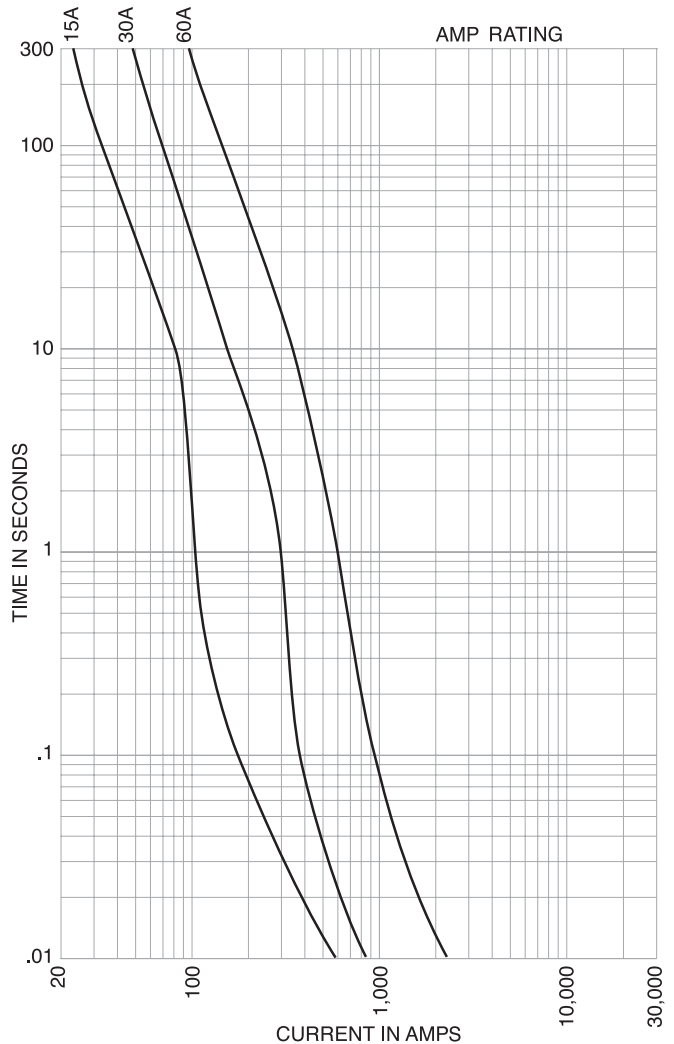
Class RK5 600Vac, 1 to 60A

Dual-Element, Time-Delay Fuses

Current Limitation Curves



Time-Current Characteristic Curves—Average Melt



Class R Fuse Blocks (600V) Catalog Data

(Clip Retaining Spring Standard, Suffix "R")

| Amps | Poles | Basic Catalog Number | Terminal Type (Suffix No.) | | | |
|------|-------|----------------------|----------------------------|------------------|---------|-------------------|
| | | | Screw | | Box Lug | |
| | | | — | with Pres. Plate | — | with Clip Cu only |
| 1 | 1 | R60030-1 | SR | PR | CR | — |
| to | 2 | R60030-2 | SR | PR | CR | COR |
| 30 | 3 | R60030-3 | SR | PR | CR | COR |
| 31 | 1 | R60060-1 | — | — | CR | — |
| to | 2 | R60060-2 | — | — | CR | — |
| 60 | 3 | R60060-3 | — | — | CR | — |

Fuse Reducers For Class R Fuses

| Equipment Fuse Clips | Desired Fuse (Case) Size | Catalog Number (Pairs) 600V |
|----------------------|--------------------------|-----------------------------|
| 60A | 30A | No. 663-R |
| 100A | 30A | No. 216-R |
| | 60A | No. 616-R |
| 200A | 60A | No. 626-R |

The only controlled copy of this document is the electronic read-only version maintained by Cooper Bussmann. All other copies of this document are by definition uncontrolled. This bulletin is intended to clearly present comprehensive product data and provide technical information that will help the end user with design applications. Cooper Bussmann reserves the right, without notice, to change design or construction of any products and to discontinue or limit distribution of any products. Cooper Bussmann also reserves the right to change or update, without notice, any technical information contained in this bulletin. Once a product has been selected, it should be tested by the user in all possible applications.