

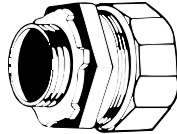
Rigid Conduit/IMC Fittings

Threadless Compression Connectors

- Malleable iron/zinc plated



CAT. NO.	CONDUIT SIZE (IN.)	STD. CTN.
Die-Cast Zinc Flexible Metal Conduit to EMT		
HC 401	½	300
HC-402	¾	150
HC-403	1	90
HC-404	1¼	60
HC-405	1½	30
HC-406	2	12
HC-407	2½	12
HC-408	3	6
HC-409	3½	6
HC-410	4	6



Suggested use — rigid conduit only.


UL File No. E-23018 ½"–1¼".

Threadless Compression Couplings

- Malleable iron/zinc plated



CAT. NO.	CONDUIT SIZE (IN.)	STD. CTN.
HK 401	½	300
HK 402	¾	150
HK 403	1	90
HK 404	1¼	60
HK 405	1½	30
HK 406	2	6
HK 407	2½	6
HK 408	3	4
HK 409	3½	4
HK 410	4	4



Suggested use — rigid conduit only.

UL File No. E-23018 ½"–1¼".

Set-Screw Connectors

- Steel
- Zinc plated



CAT. NO.	CONDUIT SIZE (IN.)	DIMENSIONS (IN.)		STD. CTN.
		A	B	
Die-Cast Zinc Flexible Metal Conduit to EMT				
HC 101	½	1½	1½	100
HC-102	¾	1½	1½	50
HC-103	1	¾	1¼	50
HC-104	1¼	2	2	25
HC-105	1½	2½	2½	25
HC-106	2	2¾	2¾	20
HC-107	2½	3¼	3¼	10
HC-108	3	4½	3¼	5
HC-109	3½	4¾	3¼	5
HC-110	4	5½	4¾	5

One set screw or two. Two set screws starting at 2" trade size.

Suggested use — rigid conduit only.

UL File No. E-23018 ½"–1¼".

Insulated

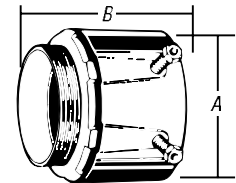


CAT. NO.	CONDUIT SIZE (IN.)	DIMENSIONS (IN.)		STD. CTN.
		A	B	
Die-Cast Zinc Flexible Metal Conduit to EMT				
HC 701	½	1½	1½	100
HC-702	¾	1½	1½	50
HC-703	1	¾	1¼	25
HC-704	1¼	2	2	25
HC-705	1½	2½	2½	25
HC-706	2	2¾	2¾	20
HC-707	2½	3¼	3¼	10
HC-708	3	4½	3¼	5
HC-709	3½	4¾	4¾	5
HC-710	4	4¾	4¾	5

One set screw or two. Two set screws starting at 2" trade size.

Suggested use — rigid conduit only.

UL File No. E-23018 ½"–1¼".



Set-Screw Couplings

- Steel (concrete tight) when taped
- Zinc plated



CAT. NO.	CONDUIT SIZE (IN.)	DIMENSIONS (IN.)		STD. CTN.
		A	B	
HK-101	½	1½	2¼	100
HK-102	¾	1½	2¼	50
HK-103	1	1½	2¼	25
HK-104	1¼	2	2¾	25
HK-105	1½	2¼	3¼	25

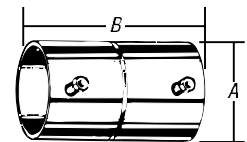
Two set screws starting at 2".

UL File No. E-23018.

CAT. NO.	CONDUIT SIZE (IN.)	DIMENSIONS (IN.)		STD. CTN.
		A	B	
HK-106	2	2¾	3¼	20
HK-107	2½	3¼	3¾	10
HK-108	3	4¼	4¾	5
HK-109	3½	4¾	4¾	5
HK-110	4	5¼	5¾	5

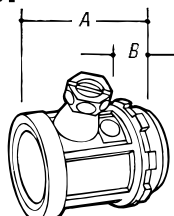
Two set screws starting at 2".

UL File No. E-23018.



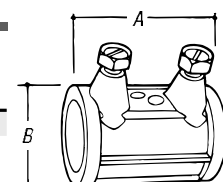
Rigid Connectors — Set-Screw Type — Die-Cast Zinc

CAT. NO.	TRADE SIZE (IN.)	DIMENSIONS (IN.)		STD. CTN.
		A	B	
HC-203	1	1.54	.49	100
HC-802	¾	1.44	.45	250
HC-803	1	1.54	.49	100



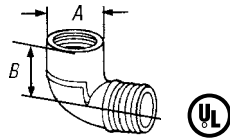
Rigid Connectors — Set-Screw Type — Die-Cast Zinc

CAT. NO.	TRADE SIZE (IN.)	DIMENSIONS (IN.)		STD. CTN.
		A	B	
HK 201	½	1.77	1.09	250
HK-203	1	2.29	1.61	100



Rigid Conduit/IMC Fittings

90° Short-Radius Elbows — Die-Cast Zinc



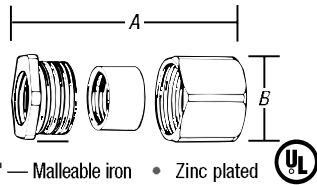
CAT. NO.	SIZE (IN.)	DIMENSIONS (IN.)		SHF. CTF./SHIP QTY.
		A	B	
HL-202-SC	¾	1.17	1.04	25/250

Use: To join rigid or IMC conduit at right angles where lack of room prevents using a standard sweep elbow or to terminate a run of rigid or IMC conduit at a box.

UL® Listing E37148.

Three-Piece Couplings

- ½"-2½" — Steel
- 2½"-6" — Malleable iron
- Zinc plated



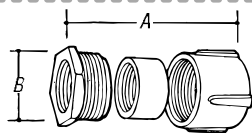
CAT. NO.	CONDUIT SIZE (IN.)	DIMENSIONS (IN.)		STD. CTN.
		A (ASSEMBLED)	B	
EK 401	½	1 1/16	1 1/8	100
EK 402	¾	1 1/8	1 1/32	50
EK 403	1	1 3/8	1 1/2	25
EK 404	1 ¼	1 7/8	2 1/32	25
EK 405	1 ½	2	2 3/32	25
EK 406	2	2 1/2	3 3/64	20
EK 407	2 ½	3	3 29/64	10
EK 408	3	3 5/8	4 23/32	6
EK 409	3 ½	4 1/8	5 5/32	5
EK 410	4	4 7/8	5 29/32	5
EK 411	5	5 7/8	7	1

One set screw or two. Two set screws starting at 2" trade size.

Suggested use — rigid conduit only.

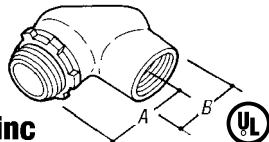
UL File No. E-23018 ½"-1 ¼".

Rigid Couplings — Three-Piece Type — Die-Cast Zinc



CAT. NO.	TRADE SIZE (IN.)	DIMENSIONS (IN.)		STD. CTN.
		A (ASSEMBLED)	B	
EK 201	½	1.39	1.31	100
EK-202	¾	1.53	1.58	50

Rigid to Box with Gasket — Die-Cast Zinc



CAT. NO.	CONDUIT SIZE (IN.)	DIMENSIONS (IN.)		STD. CTN.
		A (ASSEMBLED)	B	
HL-611	½	1.31	1.09	100
HL-612	¾	1.47	1.29	50

UL File No. E-23018.



H050-SC Series Hub

The T&B® Hub — Die-Cast Zinc with Insulated Throat*

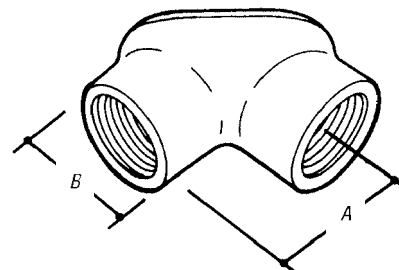
- The T&B Hub with sealing ring that will not fall out
- Color blue is a registered trademark of Thomas & Betts Corporation
- Provides superior sealing for exceptional watertight performance

CAT. NO.	HUB SIZE (IN.)	STD. CTN.
H050-SC	½	100
H075-SC	¾	100
H100-SC	1	25
H125-SC	1 ¼	25
H150-SC	1 ½	10
H200-SC	2	5
H250-SC	2 ½	5
H300-SC	3	2
H350-SC	3 ½	2
H400-SC	4	1
H500-SC	5	1
H600-SC	6	1

*Available in nickel-chrome plating or with PVC coating.

Consult customer service for price and delivery.

UL File No. E-23018.



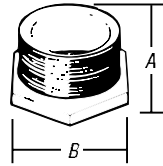
Pull Corner Elbows — Die-Cast Zinc

CAT. NO.	CONDUIT SIZE (IN.)	DIMENSIONS (IN.)		STD. CTN.
		A	B	
HL-601	½	1.31	1.10	100
HL-602	¾	1.60	1.24	50
HL-603	1	1.95	1.59	25
HL-604	1 ¼	2.26	1.97	30

UL File No. E-23018.

Rigid Conduit/IMC Fittings

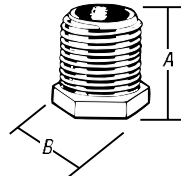
Conduit Nipples — Iron/Zinc Plated



CAT. NO.	CONDUIT SIZE (IN.)	DIMENSIONS (IN.)		STD. CTN.
		A	B	
841-TB	3/8	9/16	1 1/16	500
HA-401	1/2	33/64	15/16	500
HA-402	3/4	43/64	1 3/16	200
HA-403	1	1/2	1 1/2	100
HA-404	1 1/4	1 1/8	1 3/4	100
HA-405	1 1/2	1 1/2	2 1/16	50
HA-406	2	1 1/8	2 3/16	50
HA-407	2 1/2	1 1/4	3	20
HA-408	3	1 1/2	3 3/8	10
HA-409	3 1/2	1 3/4	4 3/8	5
HA-410	4	—	—	5

UL File No. E16592.

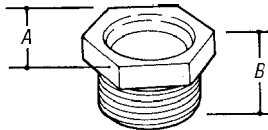
Conduit Nipples Die-Cast Zinc — 1" Long



CAT. NO.	CONDUIT SIZE (IN.)	DIMENSIONS (IN.)		STD. CTN.
		A	B	
HA-211	1/2	1	15/16	1,000
HA-212	3/4	1	1 3/16	500
HA-213	1	1	1 1/16	250

UL File No. E-23018 1/2" & 3/4" only.

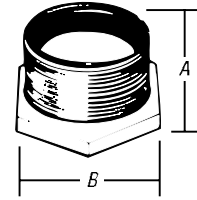
Conduit Nipples Die-Cast Zinc — Insulated



CAT. NO.	CONDUIT SIZE (IN.)	DIMENSIONS (IN.)		STD. CTN.
		A	B	
HA-801	1/2	.98	.59	1,000
HA-802	3/4	1.18	.70	500
HA-803	1	1.50	.80	250
HA-804	1 1/4	1.75	1.06	250
HA-805	1 1/2	2.11	1.01	100
HA-806	2	2.61	1.20	40
HA-807	2 1/2	3.13	1.49	25
HA-808	3	3.90	1.65	10
HA-809	3 1/2	4.20	1.68	10
HA-810	4	4.79	1.73	10

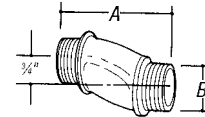
UL File No. E-23018 1/2" & 3/4" only.

Conduit Nipples Iron/Zinc Plated — Insulated



CAT. NO.	CONDUIT SIZE (IN.)	DIMENSIONS (IN.)		STD. CTN.
		A	B	
HA-901	1/2	43/64	1 13/16	500
HA-902	3/4	1 3/16	1 1/32	200
HA-903	1	1/2	1 1/16	100
HA-904	1 1/4	1 1/8	1 3/4	100
HA-905	1 1/2	1 1/8	2 1/16	50
HA-906	2	1 1/16	2 3/16	50

Offset Nipples — Die-Cast Zinc

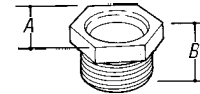


CAT. NO.	CONDUIT SIZE (IN.)	DIMENSIONS (IN.)		STD. CTN.
		A	B	
HO-221	1/2	2.60	1.00	100
HO-222	3/4	2.62	1.32	100
HO-223	1	2.68	1.51	100
HO-224	1 1/4	2.85	1.85	50
HO-225	1 1/2	2.88	2.08	50
HO-226	2	3.19	2.71	20

3/4" offset.

UL File No. E-23018.

Conduit Nipples Die-Cast Zinc — Non-Insulated



CAT. NO.	CONDUIT SIZE (IN.)	DIMENSIONS (IN.)		STD. CTN.
		A	B	
HA-201	1/2	.98	.59	1,000
HA-202	3/4	1.18	.70	500
HA-203	1	1.50	.80	250
HA-204	1 1/4	1.75	1.06	250
HA-205	1 1/2	2.11	1.01	100
HA-206	2	2.61	1.20	40
HA-207	2 1/2	3.13	1.49	40
HA-208	3	3.90	1.65	40
HA-209	3 1/2	4.20	1.68	40
HA-210	4	4.79	1.73	20

UL File No. E-23018 1/2"-2".