

EK4136S

Stem Mount, Electronic Photo Control



The EK4136S is an electronic photo control that fits standard ½" knockouts in standard outlet boxes and wall pack lighting fixtures. It is made with a UV stabilized, high impact plastic housing that stands up to outdoor environment and features a silicon light sensor with a zero-crossing circuit to provide a long service life.

Features

- Dusk-to-dawn control of outdoor lighting, floodlights and security lighting
- Ideal for LED fixtures totaling 1650 W @ 277 VAC
- Non-drifting silicon light sensor IR filtered for human eye response
- Zero-cross technology helps device withstand severe inrush current and extend relay life
- Exceeds 10,000 ON/OFF operations at full load to meet life expectancy of LED fixtures
- All components meet 15-year life requirements

Regulatory Listings

- ANSI C136.24 compliant
- UL certified to U.S. (UL773) & CSA certified to Canadian (C22.2 No. 55-M1986/ TIL A-15) safety standards

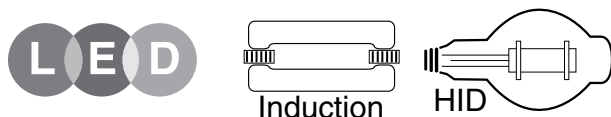
Operating Specifications

- Voltage: 105-305 VAC, 50/60Hz
- Dielectric strength: 2500 VAC
- Operating ambient temperature range: -40°F to 158°F (-40°C to 70°C)
- Instant turn ON light level 1.5 fc
- OFF light level: 2.25 fc
- Turn OFF to ON ratio 1.5:1 with 2-5 second delay
- Fail mode: ON
- Power consumption <.5W @ 277 VAC
- 255 Joule MOV surge protection component
- 6" long, 18 awg wire leads

Warranty

- Limited 8-year manufacturer's warranty

Compatible with



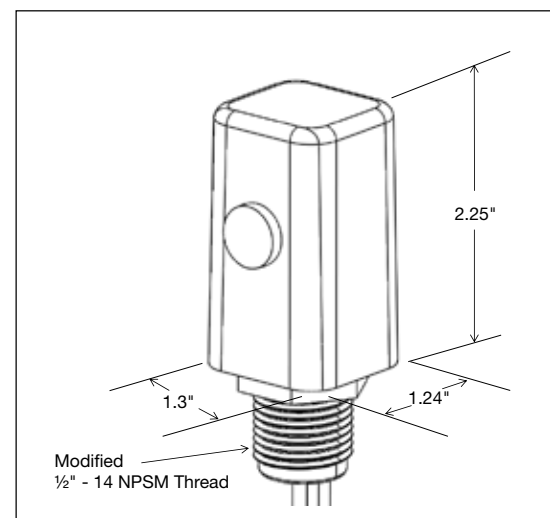
Project: _____

Location: _____

Product Type: _____

Contact/Phone: _____

Model #: _____

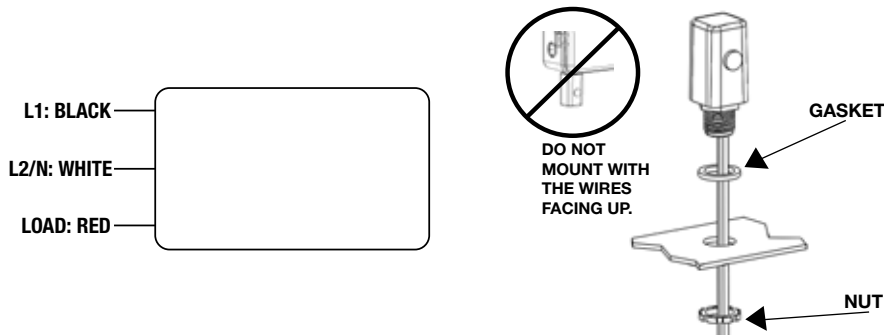


Model Number	Max VAC	Tungsten (Watts)	Ballast (VA)	Electronic Ballast (LED)	Turn ON Foot Candles (fc)	Turn OFF to ON Ratio	Fail Mode
EK4136S	105-305	1000	1800	6 Amps	1.5	1.5:1 with 2-5 second delay (2.25 fc OFF)	ON

Specification

The photo control shall be an electronic control based on a solid-state photo sensor and relay switch circuit. Switch operation shall have a rating of 1000 Watts tungsten and 1800 Watts ballast at 105-305 VAC. For high inrush LED type fixtures, the photo control switch operation shall have a 6 Amp Electronic Ballast rating at 105-305 VAC. The photo control should fail in an ON state. The photo control operating voltage shall be clearly identified on the control housing. The photo control shall be equipped with inherent delay action eliminating activation by light flashes. The photo control overall, should have a ½" threaded stem for fit to standard ½" knockouts in common electrical boxes and light fixtures and have min 6" long, 18 awg wire leads. The photo control shall consist of industrial grade electronic components: 255 Joule MOV, solid state light sensor, and silver alloy relay contacts. The photo control shall be 100% factory tested and function within specified light levels. The photo control shall be agency certified and tested accordingly. The photo control shall meet agency standards and all other requirements of ANSI C136.24. The photo control shall operate over a temperature range of -40°F to 158°F (-40°C to 70°C). The photo control should have a manufacturer's limited warranty of 8 years minimum. The photo control shall be the electronic dusk-to-dawn type, Intermatic model EK4136S.

Diagrams



Limited Product Warranty

(1) What is Covered By This Limited Warranty?

Intermatic Incorporated ("Intermatic") warrants Intermatic's EK4136S ("Product") to be free from defects in material or workmanship for a period of eight (8) years from date of purchase. This warranty is extended to the owner of the light fixture on which the photo control is installed only and it is not transferable ("purchaser"). If the purchaser discovers a defect in material or workmanship, the purchaser must promptly submit a warranty claim. Upon a determination by Intermatic that the Product is defective, Intermatic shall correct any defect in material or workmanship by replacing the Defective Product. Any repair to Product, including both parts and labor, shall be at Intermatic's expense. The foregoing remedy is the purchaser's exclusive remedy for a breach of warranty. The product must be installed in the appropriate application in complete accordance with the installation instructions. The Product must not be opened, modified, exposed to extreme heat or cold, submerged or subjected to abnormal use or service. Product failures due to damage by accident, dropping, or abuse in handling, acts of God, or any negligent use, are not covered by this warranty. Intermatic shall determine, in its sole discretion, whether any Product returned by a purchaser has been used in accordance with its instructions, is an appropriate model for the purchaser's use thereof, and whether the Product is defective.

(2) Disclaimer of Warranty

THE FOREGOING WARRANTIES ARE IN LIEU OF ALL OTHER EXPRESSED WARRANTIES. TO THE EXTENT ALLOWED BY LAW, ANY IMPLIED WARRANTIES OF MERCHANTABILITY OR FITNESS FOR A PARTICULAR PURPOSE ARE LIMITED IN DURATION OF THIS LIMITED WARRANTY.

(3) Limitation of Remedies

IN NO CASE SHALL INTERMATIC BE LIABLE FOR ANY SPECIAL, INCIDENTAL, OR CONSEQUENTIAL DAMAGES BASED UPON BREACH OF WARRANTY, BREACH OF CONTRACT, NEGLIGENCE, STRICT TORT, OR ANY OTHER LEGAL THEORY. SUCH EXCLUDED DAMAGES INCLUDE, BUT ARE NOT LIMITED TO, DAMAGE TO SOFTWARE, LOSS OF DATA, LOSS OF PROFITS, LOSS OF SAVINGS OR REVENUE, LOSS OF USE OF THE PRODUCT OR ANY ASSOCIATED EQUIPMENT, COST OF CAPITAL, COST OF ANY SUBSTITUTE EQUIPMENT, FACILITIES OR SERVICES, DOWNTIME, THE CLAIMS OF THIRD PARTIES INCLUDING CUSTOMERS, DAMAGE TO PROPERTY AND PERSONAL INJURY. SOME STATES DO NOT ALLOW LIMITS ON WARRANTIES OR ON REMEDIES FOR BREACH IN CERTAIN TRANSACTIONS, IN SUCH STATES, THE LIMITS IN THIS PARAGRAPH AND IN PARAGRAPH (2) MAY NOT APPLY.

(4) Time Limit for Bringing Suit

No action arising out of any claimed breach of warranty may be brought more than one year after the cause of action has occurred.

(5) No Other Warranties

Unless modified in writing signed by both parties, this agreement is understood to be the complete and exclusive agreement between the parties, superseding all prior agreements, oral or written, and all other communications between the parties relating to the subject matter of this agreement. No employee of Intermatic or any other party is authorized to make any warranty in addition to those made in this agreement. This warranty is made by: Intermatic Incorporated/After Sales Service, 7777 Winn Rd., Spring Grove, IL. 60081-9698/815-675-7000 <http://www.intermatic.com>

(6) Claim Procedure

The warranty service is available by either (a) returning the product to the dealer from whom the unit was purchased, or (b) mailing the product, along with proof of purchase, postage prepaid, to the authorized service center listed below.

Address all communications and products returns to:

Intermatic Warranty Coordinator

7777 Winn Road Spring Grove, Illinois 60081-9698, Fax: 815-675-7055

EK4136S

Stem Mount, Electronic Photo Control



The EK4136S is an electronic photo control that fits standard ½" knockouts in standard outlet boxes and wall pack lighting fixtures. It is made with a UV stabilized, high impact plastic housing that stands up to outdoor environment and features a silicon light sensor with a zero-crossing circuit to provide a long service life.

Features

- Dusk-to-dawn control of outdoor lighting, floodlights and security lighting
- Ideal for LED fixtures totaling 1650 W @ 277 VAC
- Non-drifting silicon light sensor IR filtered for human eye response
- Zero-cross technology helps device withstand severe inrush current and extend relay life
- Exceeds 10,000 ON/OFF operations at full load to meet life expectancy of LED fixtures
- All components meet 15-year life requirements

Regulatory Listings

- ANSI C136.24 compliant
- UL certified to U.S. (UL773) & CSA certified to Canadian (C22.2 No. 55-M1986/ TIL A-15) safety standards

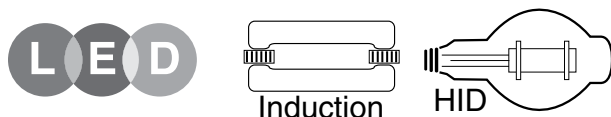
Operating Specifications

- Voltage: 105-305 VAC, 50/60Hz
- Dielectric strength: 2500 VAC
- Operating ambient temperature range: -40°F to 158°F (-40°C to 70°C)
- Instant turn ON light level 1.5 fc
- OFF light level: 2.25 fc
- Turn OFF to ON ratio 1.5:1 with 2-5 second delay
- Fail mode: ON
- Power consumption <.5W @ 277 VAC
- 255 Joule MOV surge protection component
- 6" long, 18 awg wire leads

Warranty

- Limited 8-year manufacturer's warranty

Compatible with



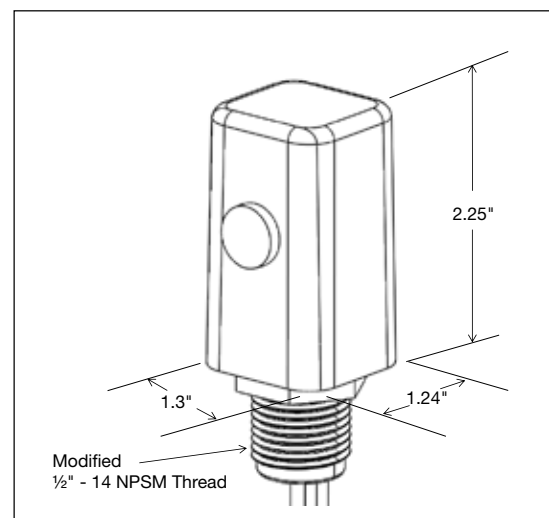
Project: _____

Location: _____

Product Type: _____

Contact/Phone: _____

Model #: _____

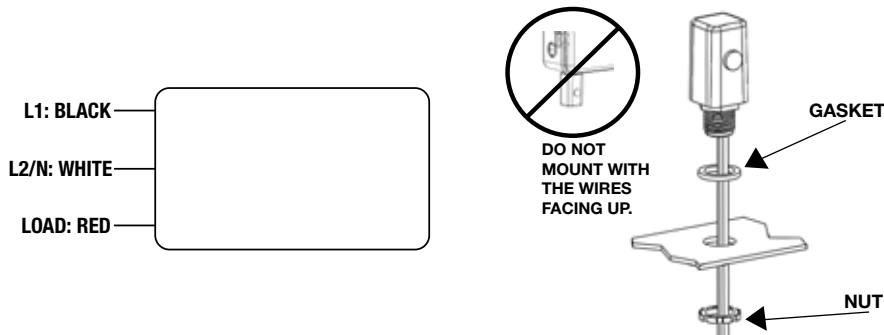


Model Number	Max VAC	Tungsten (Watts)	Ballast (VA)	Electronic Ballast (LED)	Turn ON Foot Candles (fc)	Turn OFF to ON Ratio	Fail Mode
EK4136S	105-305	1000	1800	6 Amps	1.5	1.5:1 with 2-5 second delay (2.25 fc OFF)	ON

Specification

The photo control shall be an electronic control based on a solid-state photo sensor and relay switch circuit. Switch operation shall have a rating of 1000 Watts tungsten and 1800 Watts ballast at 105-305 VAC. For high inrush LED type fixtures, the photo control switch operation shall have a 6 Amp Electronic Ballast rating at 105-305 VAC. The photo control should fail in an ON state. The photo control operating voltage shall be clearly identified on the control housing. The photo control shall be equipped with inherent delay action eliminating activation by light flashes. The photo control overall, should have a ½" threaded stem for fit to standard ½" knockouts in common electrical boxes and light fixtures and have min 6" long, 18 awg wire leads. The photo control shall consist of industrial grade electronic components: 255 Joule MOV, solid state light sensor, and silver alloy relay contacts. The photo control shall be 100% factory tested and function within specified light levels. The photo control shall be agency certified and tested accordingly. The photo control shall meet agency standards and all other requirements of ANSI C136.24. The photo control shall operate over a temperature range of -40°F to 158°F (-40°C to 70°C). The photo control should have a manufacturer's limited warranty of 8 years minimum. The photo control shall be the electronic dusk-to-dawn type, Intermatic model EK4136S.

Diagrams



Limited Product Warranty

(1) What is Covered By This Limited Warranty?

Intermatic Incorporated ("Intermatic") warrants Intermatic's EK4136S ("Product") to be free from defects in material or workmanship for a period of eight (8) years from date of purchase. This warranty is extended to the owner of the light fixture on which the photo control is installed only and it is not transferable ("purchaser"). If the purchaser discovers a defect in material or workmanship, the purchaser must promptly submit a warranty claim. Upon a determination by Intermatic that the Product is defective, Intermatic shall correct any defect in material or workmanship by replacing the Defective Product. Any repair to Product, including both parts and labor, shall be at Intermatic's expense. The foregoing remedy is the purchaser's exclusive remedy for a breach of warranty. The product must be installed in the appropriate application in complete accordance with the installation instructions. The Product must not be opened, modified, exposed to extreme heat or cold, submerged or subjected to abnormal use or service. Product failures due to damage by accident, dropping, or abuse in handling, acts of God, or any negligent use, are not covered by this warranty. Intermatic shall determine, in its sole discretion, whether any Product returned by a purchaser has been used in accordance with its instructions, is an appropriate model for the purchaser's use thereof, and whether the Product is defective.

(2) Disclaimer of Warranty

THE FOREGOING WARRANTIES ARE IN LIEU OF ALL OTHER EXPRESSED WARRANTIES. TO THE EXTENT ALLOWED BY LAW, ANY IMPLIED WARRANTIES OF MERCHANTABILITY OR FITNESS FOR A PARTICULAR PURPOSE ARE LIMITED IN DURATION OF THIS LIMITED WARRANTY.

(3) Limitation of Remedies

IN NO CASE SHALL INTERMATIC BE LIABLE FOR ANY SPECIAL, INCIDENTAL, OR CONSEQUENTIAL DAMAGES BASED UPON BREACH OF WARRANTY, BREACH OF CONTRACT, NEGLIGENCE, STRICT TORT, OR ANY OTHER LEGAL THEORY. SUCH EXCLUDED DAMAGES INCLUDE, BUT ARE NOT LIMITED TO, DAMAGE TO SOFTWARE, LOSS OF DATA, LOSS OF PROFITS, LOSS OF SAVINGS OR REVENUE, LOSS OF USE OF THE PRODUCT OR ANY ASSOCIATED EQUIPMENT, COST OF CAPITAL, COST OF ANY SUBSTITUTE EQUIPMENT, FACILITIES OR SERVICES, DOWNTIME, THE CLAIMS OF THIRD PARTIES INCLUDING CUSTOMERS, DAMAGE TO PROPERTY AND PERSONAL INJURY. SOME STATES DO NOT ALLOW LIMITS ON WARRANTIES OR ON REMEDIES FOR BREACH IN CERTAIN TRANSACTIONS, IN SUCH STATES, THE LIMITS IN THIS PARAGRAPH AND IN PARAGRAPH (2) MAY NOT APPLY.

(4) Time Limit for Bringing Suit

No action arising out of any claimed breach of warranty may be brought more than one year after the cause of action has occurred.

(5) No Other Warranties

Unless modified in writing signed by both parties, this agreement is understood to be the complete and exclusive agreement between the parties, superseding all prior agreements, oral or written, and all other communications between the parties relating to the subject matter of this agreement. No employee of Intermatic or any other party is authorized to make any warranty in addition to those made in this agreement. This warranty is made by: Intermatic Incorporated/After Sales Service, 7777 Winn Rd., Spring Grove, IL. 60081-9698/815-675-7000 <http://www.intermatic.com>

(6) Claim Procedure

The warranty service is available by either (a) returning the product to the dealer from whom the unit was purchased, or (b) mailing the product, along with proof of purchase, postage prepaid, to the authorized service center listed below.

Address all communications and products returns to:

Intermatic Warranty Coordinator

7777 Winn Road Spring Grove, Illinois 60081-9698, Fax: 815-675-7055