



# KT-EMRG-LED-5-500 /A

## CONSTANT WATTAGE LED EMERGENCY BACK-UP

### DESCRIPTION

LED Emergency Back-Up Driver | 5W Output | 120–277V Input



**DRIVER TYPE:** Constant Wattage LED Emergency

**MAX. OUTPUT POWER:** 5W

**INPUT VOLTAGE:** 120–277Vac  $\pm 10\%$

**OUTPUT VOLTAGE:** 20–54Vdc

**OUTPUT CURRENT:** 250–100mA

**WARRANTY:** 5 Years



### PRODUCT FEATURES

- Drives LED loads at 5W (nominal) for a minimum of 90 minutes
- Meets FCC Part 15 (Class B) consumer limits
- Short circuit overload and open load protection
- Suitable for dry and damp locations
- Evaluated to UL 924 standards
- Operating temperature: 0°C/32°F to 50°C/122°F
- Listed for field or factory installation: UL 924 and CSA C22.2 no. 141 emergency lighting compliant

- Input frequency: 50/60 Hz
- Test switch/Charging indicator light
- Battery pack with quick connect: NiCd
- Battery capacity: 1200mAh
- Suitable for enclosed fixtures\*
- 3A max. pass-thru current

\* Temperature dependent: The operating temperature should not exceed 50°C/122°F.

*Emergency pack does not meet CEC T20 requirements. Not to be sold or offered for sale in California, except when sold wholesale in California for final retail sale outside the state.*

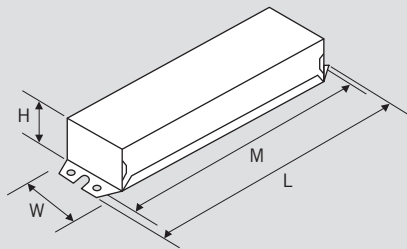
### ELECTRICAL SPECIFICATIONS

Family	INPUT CHARACTERISTICS			OUTPUT CHARACTERISTICS		
	Input Voltage	Power Factor	Max. Current	Max. Output Power	Rated Output Current	Output Voltage
5W	120–277Vac	$\geq 0.5$	0.051A @ 120V	5W	250mA–100mA	20–54Vdc

*Emergency pack designed to deliver 5W to a constant current LED load. Approximate output is 500 lumens, assuming a nominal minimum efficacy of 100 lm/W.*

### MECHANICAL SPECIFICATIONS

#### CASE

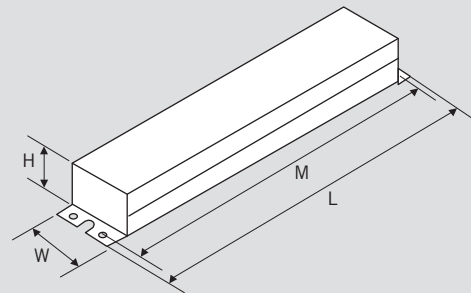


#### CASE DIMENSIONS

L (Length)	6.46"
W (Width)	1.37"
H (Height)	1.00"
M (Mounting)	6.00"

Case Style: L7  
Case Material: Metal

#### BATTERY



#### BATTERY DIMENSIONS

L (Length)	8.10"
W (Width)	1.97"
H (Height)	0.98"
M (Mounting)	7.57"

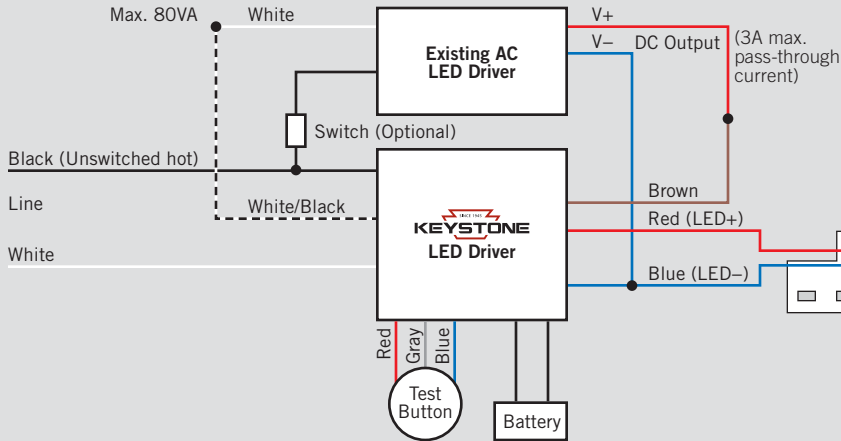


# KT-EMRG-LED-5-500 /A

## CONSTANT WATTAGE LED EMERGENCY BACK-UP

### WIRING SPECIFICATIONS

#### STANDARD LED FIXTURE WIRING

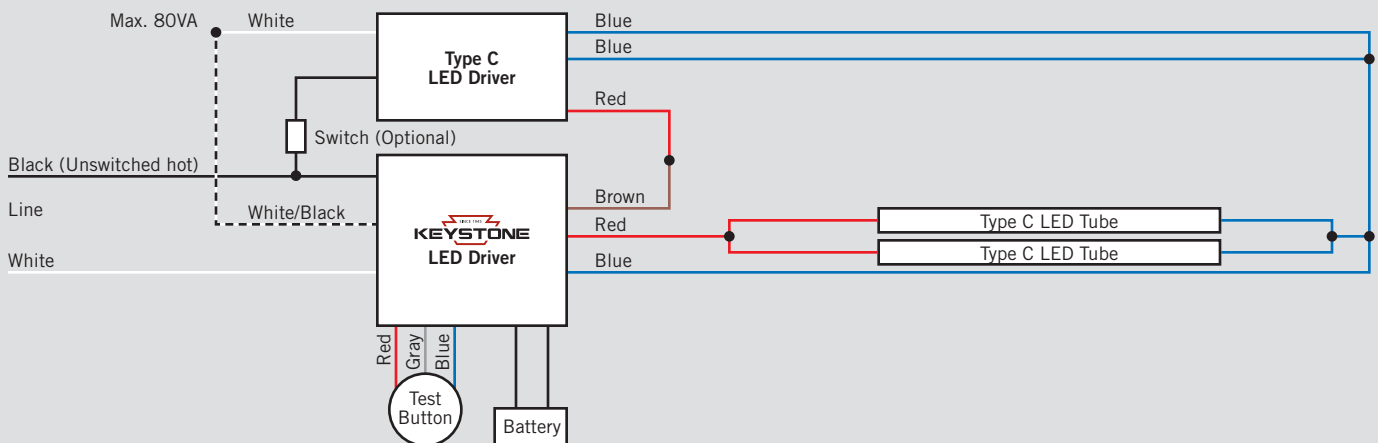


#### STANDARD LEAD LENGTHS\*

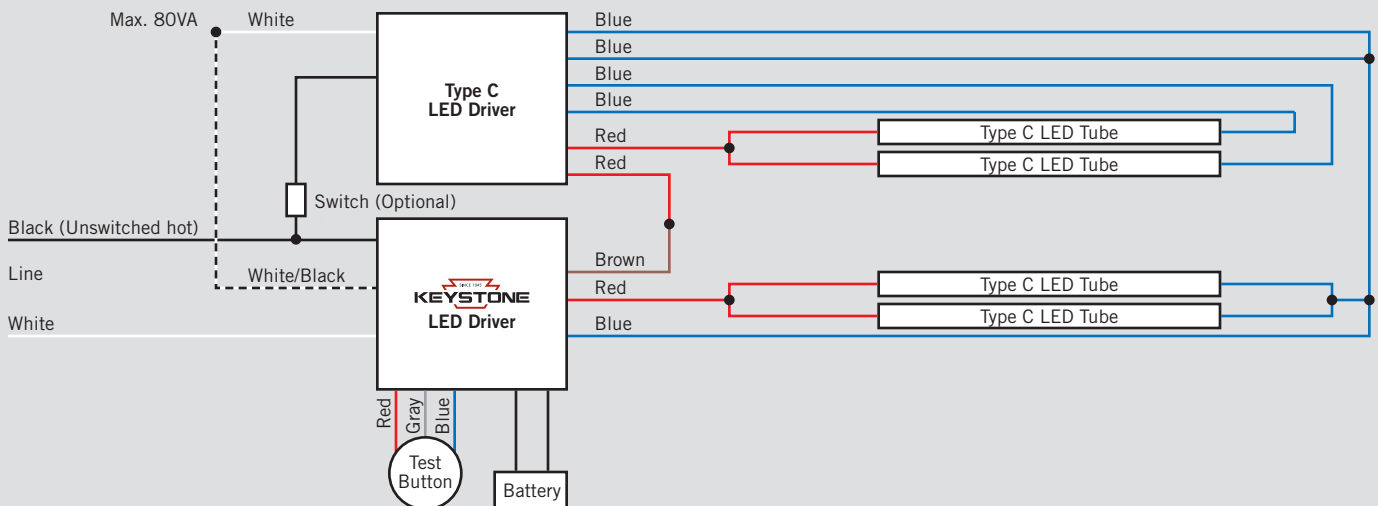
Input	Black, White, White/Black: 12" #18AWG
Output	Red, Blue: 24" #18AWG
	Brown: 24" #20AWG
Test Button	Red, Blue, Gray: 24" #22AWG

\* Consult Keystone for special lead length requirements.

#### 2-LAMP TYPE C WIRING



#### 4-LAMP TYPE C WIRING





# KT-EMRG-LED-5-500 /A

## CONSTANT WATTAGE LED EMERGENCY BACK-UP

### ORDERING INFORMATION

ORDER CODE	DESCRIPTION	PACKAGING STYLE	PACK QUANTITY	ITEM STATUS
KT-EMRG-LED-5-500 /A-IP	LED Emergency Driver with Battery	Individually Packaged	1	Active

### CATALOG NUMBER BREAKDOWN

# KT-EMRG-LED-5-500 /A-IP

1	2	3	4	5	6	7
---	---	---	---	---	---	---

- 1 Keystone Technologies
- 2 Emergency Back-up Driver
- 3 LED Driver
- 4 Wattage Family
- 5 Nominal Lumen Output
- 6 Revision Number
- 7 Packaging Style