







MULTIPLE DWELLING UNIT ENCLOSURES

PRODUCT	PART #	DESCRIPTION	DIMENSIONS
<p>14" MDU Enclosure</p>  <p>NEW!</p>	EN1485	Designed specifically for the fiber to the home (FTTH) and MDU markets, this 14" enclosure features a large array of knockouts and new endcaps that allow you to easily hook conduits to the top and bottom of the enclosure.	14" H x 14.25" W x 3.6" D

PRODUCT	PART #	DESCRIPTION	DIMENSIONS
<p>20" MDU Enclosure</p>  <p>NEW!</p>	EN2085	Engineered to meet the demands of the MDU market this enclosure accommodates up to seven conduits which can each be dedicated to specific data, video, and telephone applications. It also enables room for the ONT and battery backups and allows cables to be run from one enclosure to another.	20" H x 14.25" W x 3.6" D

PRODUCT	PART #	DESCRIPTION	DIMENSIONS
<p>28" MDU Enclosure</p>  <p>NEW!</p>	EN2885	Perfect for MDU applications, this 28" enclosure accommodates up to seven conduits which can each be dedicated to specific data, video, and telephone applications. It also enables room for the ONT and battery backups and allows cables to be run from one enclosure to another.	28" H x 14.25" W x 3.6" D

PRODUCT	PART #	DESCRIPTION	DIMENSIONS
<p>42" MDU Enclosure</p>  <p>NEW!</p>	EN4285	Designed for MDU and FTTH installations, this 42" enclosure features new top and bottom end caps. It includes five double concentric knockouts on top and one double concentric knockout on the bottom. It also includes one standard 1-inch knockout on the bottom. Two of the knockouts are aligned between top and bottom.	42" H x 14.25" W x 3.6" D