

4-INCH INCANDESCENT NEW CONSTRUCTION NON - IC



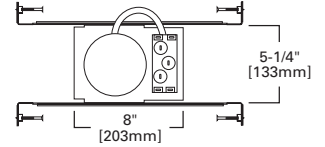
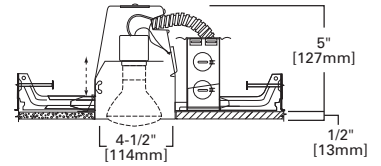
ET400ATSB

FEATURES

- All-Nail bar hangers
- Bar hangers may be shortened for narrow joist spaces
- Quick Connect wiring connectors included in junction box
- NM cable pry-outs and conduit knockout in junction box
- AIR-TITE™
- Die-formed housing and plaster frame
- Housing may be removed from plaster frame for junction box access
- Thermally protected
- Adjustable socket bracket

Compliances may not apply to all product configurations. Please consult the product spec sheet for compliance details.

COMPLIANCES: UL/cUL Listed - Wet Location, UL/cUL Listed - Damp Location, UL/cUL Listed 1598 Luminaire, UL/cUL Listed for Feed Through, AIR-TITE™ Certified ASTM E283



ORDERING INFORMATION: ORDER HOUSING AND TRIMS SEPARATELY^Δ

SAMPLE NUMBER: ET400ATSB - ERT401WHT

Housing	Trims	Lenses and Diffusers	Reflectors
ET400ATSB =4" Aperture, New Construction, Non-IC, AIR-TITE™, 120V Line Voltage, Adjustable Socket Bracket	Adjustables ERT402 Eyeball - 30° Tilt, 40W R16, 60W PAR16, OD: 5" [127mm] ERT402 =High Gloss Appliance White Trim Ring with White Eyeball Baffles ERT401 Plastic Step Baffle, 40W R16, 50W PAR20, 50W R20, OD: 5" [127mm] ERT401 =High Gloss Appliance White Trim Ring with Black Baffle ERT401WHT =High Gloss Appliance White Trim Ring with White Baffle ERT410 Metal Baffle, 40W R16, 50W PAR20, 50W R20, OD: 5-1/16" [129mm] ERT410 =Black Metal Baffle, Gloss White Trim Ring ERT410WHT =High Gloss Appliance White Metal Baffle, Gloss White Trim Ring	ERT455 Prismatic Glass Lens Showerlight, 40W A19, 50W PAR20, 50W R20, OD: 5-1/16" [129mm] ERT455 =Showerlight, High Gloss Appliance White Trim Ring	ERT403 Clear Specular Reflector, 50W R20, 40W R16, 40W A19, OD: 5" [127mm] ERT403 =High Gloss Appliance White Trim with Clear Specular Reflector

NOTES: Δ UL/cUL Listed for Wet Location with select trims.

4-INCH INCANDESCENT REMODEL NON - IC



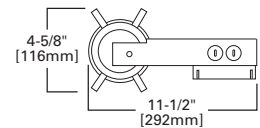
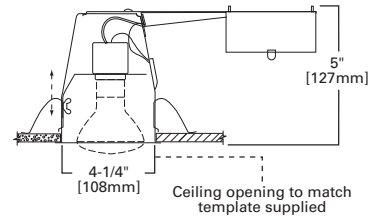
ET400RATSB

FEATURES

- Quick Connect wiring connectors included in junction box
- Thermally protected
- Die-formed housing
- Remodel springs accommodate 1/2" and 5/8" ceiling material
- NM cable pry-outs and conduit knockouts in junction box
- Adjustable socket bracket
- AIR-TITE™

Compliances may not apply to all product configurations. Please consult the product spec sheet for compliance details.

COMPLIANCES: UL/cUL Listed - Wet Location, UL/cUL Listed - Damp Location, UL/cUL Listed 1598 Luminaire, AIR-TITE™ Certified ASTM E283



ORDERING INFORMATION: ORDER HOUSING AND TRIMS SEPARATELY^Δ

SAMPLE NUMBER: ET400RATSB - ERT401WHT

Housing	Trims	Lenses and Diffusers	Reflectors
ET400RATSB =4" Aperture, Remodel, Non-IC, AIR-TITE™, 120V Line Voltage, Adjustable Socket Bracket	Adjustables ERT402 Eyeball - 30° Tilt, 40W R16, 60W PAR16, OD: 5" [127mm] ERT402 =High Gloss Appliance White Trim Ring with White Eyeball Baffles ERT401 Plastic Step Baffle, 40W R16, 50W PAR20, 50W R20, OD: 5" [127mm] ERT401 =High Gloss Appliance White Trim Ring with Black Baffle ERT401WHT =High Gloss Appliance White Trim Ring with White Baffle ERT410 Metal Baffle, 40W R16, 50W PAR20, 50W R20, OD: 5-1/16" [129mm] ERT410 =Black Metal Baffle, Gloss White Trim Ring ERT410WHT =High Gloss Appliance White Metal Baffle, Gloss White Trim Ring	ERT455 Prismatic Glass Lens Showerlight, 40W A19, 50W PAR20, 50W R20, OD: 5-1/16" [129mm] ERT455 =Showerlight, High Gloss Appliance White Trim Ring	ERT403 Clear Specular Reflector, 50W R20, 40W R16, 40W A19, 50W PAR20, OD: 5" [127mm] ERT403 =High Gloss Appliance White Trim with Clear Specular Reflector

NOTES: Δ UL/cUL Listed for Wet Location with select trims.

Specifications and dimensions subject to change without notice. Consult your Cooper Lighting Representative or visit www.cooperlighting.com for available options, accessories and ordering information.

FEATURES

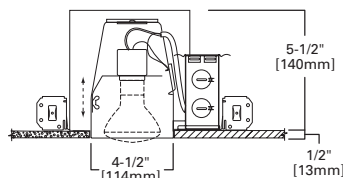
- All-Nail bar hangers
- Quick Connect wiring connectors included in junction box
- AIR-TITE™
- Bar hangers may be shortened for narrow joist spaces
- NM cable pry-outs and conduit knockouts in junction box
- Die-formed housing and plaster frame
- Housing may be removed from plaster frame for junction box access
- Adjustable socket bracket

Compliances may not apply to all product configurations. Please consult the product spec sheet for compliance details.

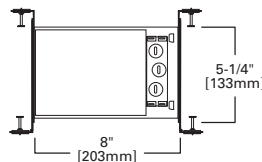
COMPLIANCES: UL/cUL Listed - Wet Location, UL/cUL Listed - Damp Location, UL/cUL Listed 1598 Luminaire, UL/cUL Listed for Feed Through, UL/cUL Listed for Insulation Contact, AIR-TITE™ Certified ASTM E283



4-INCH INCANDESCENT NEW CONSTRUCTION ICAT



EI400ATSB



ORDERING INFORMATION: ORDER HOUSING AND TRIMS SEPARATELY^A

SAMPLE NUMBER: EI400ATSB - ERT401WHT

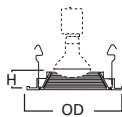
Housing	Trims
EI400ATSB=4" Aperture, New Construction, IC AIR-TITE™, 120V Line Voltage, Adjustable Socket Bracket	<p>Adjustables ERT402 Eyeball - 30° Tilt, 40W R16, 45W PAR16, OD: 5" [127mm] ERT402=High Gloss Appliance White Trim Ring with White Eyeball</p> <p>Baffles ERT401 Plastic Step Baffle, 35W PAR20, 30W R20, OD: 5" [127mm] ERT401=High Gloss Appliance White Trim Ring with Black Baffle ERT401WHT=High Gloss Appliance White Trim Ring with White Baffle</p> <p>ERT410 Metal Baffle, 30W R20, 35W PAR20, 50W PAR20, OD: 5-1/16" [129mm] ERT410=Black Metal Baffle, Gloss White Trim Ring ERT410WHT=High Gloss Appliance White Metal Baffle, Gloss White Trim Ring</p>
	<p>Lenses and Diffusers ERT455 Prismatic Glass Lens Showerlight, 30W R20, 35W PAR20, OD: 5-1/16" [129mm] ERT455=Showerlight, High Gloss Appliance White Trim Ring</p> <p>Reflectors ERT403 Clear Specular Reflector, 35W PAR20, 30W R20, 40W R16, 40W A19, 50W PAR 20, OD: 5" [127mm] ERT403=High Gloss Appliance White Trim with Clear Specular Reflector</p>

NOTES: Δ Not to be used in direct contact with spray foam insulation. Δ UL/cUL Listed for Wet Location with select trims.

ERT401 Plastic Step Baffle



ERT401WHT High Gloss Appliance White Trim Ring with White Baffle
 ERT401 High Gloss Appliance White Trim Ring with Black Baffle



HOUSING / LAMP:

EI400ATSB: 35W PAR20, 30W R20
 ET400RATSB: 40W R16, 50W PAR20, 50W R20
 ET400ATSB: 40W R16, 50W PAR20, 50W R20

DIMENSIONS: Height: 1-1/8" [28mm]; OD: 5" [127mm]

ERT402 Eyeball 30° Tilt



ERT402 High Gloss Appliance White Trim Ring with White Eyeball



HOUSING / LAMP:

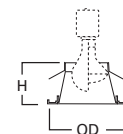
EI400ATSB: 40W R16, 45W PAR16
 ET400RATSB: 40W R16, 60W PAR16
 ET400ATSB: 40W R16, 60W PAR16

DIMENSIONS: Aperture: 2-1/8" [54mm]; OD: 5" [127mm]

ERT403 Clear Specular Reflector



ERT403 High Gloss Appliance White Trim with Clear Specular Reflector



HOUSING / LAMP:

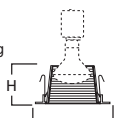
EI400ATSB: 35W PAR20, 30W R20, 40W R16, 40W A19, 50W PAR 20
 ET400RATSB: 50W R20, 40W R16, 40W A19, (50W PAR20 ET400RATSB Only)
 ET400ATSB: 50W R20, 40W R16, 40W A19

DIMENSIONS: Height: 2-1/2" [63mm]; OD: 5" [127mm]

ERT410 Metal Baffle



ERT410WHT High Gloss Appliance White Metal Baffle, Gloss White Trim Ring
 ERT410 Black Metal Baffle, Gloss White Trim Ring

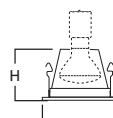


HOUSING / LAMP:

EI400ATSB: 30W R20, 35W PAR20, 50W PAR20
 ET400RATSB: 40W R16, 50W PAR20, 50W R20
 ET400ATSB: 40W R16, 50W PAR20, 50W R20

DIMENSIONS: Height: 2-5/8" [67mm], OD: 5-1/16" [129mm]

ERT455 Prismatic Glass Lens Showerlight



HOUSING / LAMP:

EI400ATSB: 30W R20, 35W PAR20
 ET400RATSB: 40W A19, 50W PAR20, 50W R20
 ET400ATSB: 40W A19, 50W PAR20, 50W R20

DIMENSIONS: Height: 2-5/8" [67mm], OD: 5-1/16" [129mm]

Specifications and dimensions subject to change without notice. Consult your Cooper Lighting Representative or visit www.cooperlighting.com for available options, accessories and ordering information.