

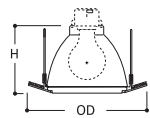
ERT721

Shower Light with Frosted Glass Lens and Reflector



- Torsion Springs pull trim tight to ceiling
- Non-conductive, non-corrosive gasketed polymer trim ring
- Wet location listed for use in showers
- Socket supporting trim

EI700	40W A19
EI700AT	
EI700R	
EI700RAT	
EI700NB	
EI700ATNB	



Height: 4-1/4" [108mm]
OD: 8" [203mm]



ERT721
High Gloss Appliance White Trim
with Frosted Glass Lens

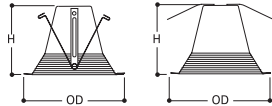
ERT725

Black Metal Baffle/Splay




- Combination baffle/splay trim
- Socket supporting trim
- Wide Trim flange hides ceiling cut out irregularities
- ERT725TS - Torsion spring retention
- ERT725 - Friction clip retention

EI700	50W PAR30L, 65W BR30
EI700AT	
EI700R	
EI700RAT	
EI700NB	
EI700ATNB	



ERT725TS ERT725
Height: 5-3/8" [136mm]
OD: 7-1/4" [184mm]



ERT725TS
High Gloss Appliance White Trim
with Black Baffle and Torsion
Spring Construction

ERT725
High Gloss Appliance White Trim
with Black Baffle

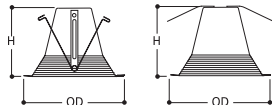
ERT725WHT

White Metal Baffle/Splay




- Combination baffle/splay trim
- Socket supporting trim
- Wide Trim flange hides ceiling cut out irregularities
- ERT725WHTTS - Torsion spring retention
- ERT725WHT - Friction clip retention

EI700	40W A19, 50W PAR30L, 65W BR30, 75W PAR30L
EI700AT	
EI700R	
EI700RAT	
EI700NB	
EI700ATNB	



ERT725WHTTS ERT725WHT
Height: 5-3/8" [136mm]
OD: 7-1/4" [184mm]



ERT725WHTTS
High Gloss Appliance White Trim
with White Baffle and Torsion
Spring Construction

ERT725WHT
High Gloss Appliance White Trim
with White Baffle

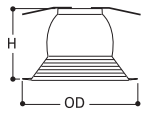
ERT716

Shallow Metal Baffle



- Socket supporting trim
- Friction clip retention

EI700	40W A19, 65W BR30, 75W PAR30, 75W PAR30L
EI700AT	
EI700R	
EI700RAT	
EI700NB	
EI700ATNB	



Height: 4-1/4" [108mm]
OD: 8" [203mm]



ERT716
High Gloss Appliance White Trim
with White Baffle

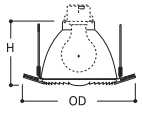
ERT723

Shower Light with Glass Fresnel Lens and Reflector



- Torsion springs pull trim tight to ceiling
- Non-conductive, non-corrosive gasketed polymer trim ring
- Wet location listed for use in showers
- Socket supporting trim

EI700	40W A19, 65W BR30, 75W PAR30, 75W PAR30L
EI700AT	
EI700R	
EI700RAT	
EI700NB	
EI700ATNB	



Height: 4-1/4" [108mm]
OD: 8" [203mm]



ERT723
High Gloss Appliance White Trim
with Glass Fresnel Lens