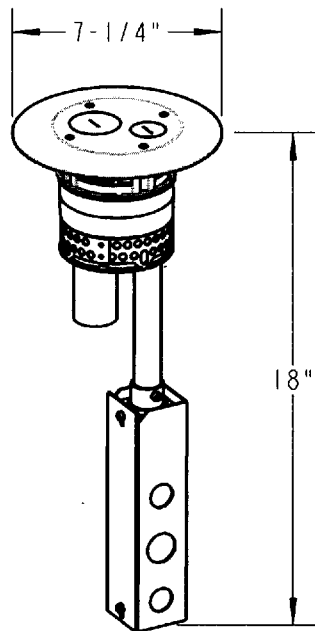
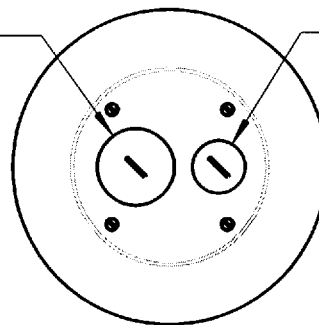


# Steel City



1-1/4" THREADED HUB FOR COMMUNICATIONS

3/4" THREADED HUB FOR POWER



TOP VIEW OF COVER

CATALOG NUMBERS:

**FFPT4-BRS**  
**FFPT4-ALM**  
**FFPT4-BLK**

**FFPT4** (BASE UNIT ONLY; COVER PURCHASED SEPARATELY)

\* **FFPT-C** (APPROVED FOR CITY OF CHICAGO - JUNCTION BOX IS NOT INCLUDED)

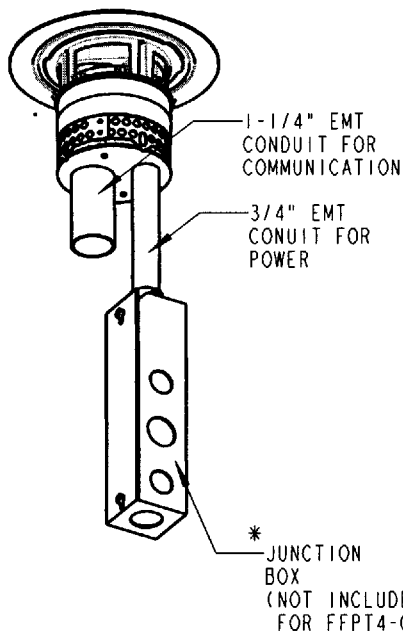
COMPLETE FIRE RATED POKE-THROUGH ASSEMBLY WITH:

- (1) 1-1/4" NPS THREADED HUB (WITH PLUG)
- (1) 3/4" NPS THREADED HUB (WITH PLUG)
- (1) FACTORY INSTALLED TEMPORARY COVER
- (1) ALL METAL COVER IN BRUSH-FINISH BRASS OR ALUMINUM, OR BLACK FINISH.

SEE DRAWING WSD-000344 FOR COVER DETAILS.  
OTHER COLORS AVAILABLE WHEN COVER AND FFPT4 BASE UNIT ARE PURCHASED SEPARATELY.

### SPECIFICATIONS / FEATURES:

1. ALL METAL CONSTRUCTION WITH INTUMESCENT MATERIAL (FIRE RETARDANT)
2. CORE DRILLED HOLE SIZE: 4" TO 4-1/16" DIAMETER.
3. UL LISTED AND CLASSIFIED. MEETS OR EXCEEDS UL AND CANADIAN SAFETY STANDARDS.
4. FIRE RATING AND CONCRETE THICKNESS MIN/MAX.:  
FOR USE IN 1, 1-1/2 AND 2-HOUR RATED FLOORS  
1-HOUR RATED FLOOR:  
2-1/4" MIN. CONCRETE FOR OVER STEEL DECKING  
3" MIN. CONCRETE FOR REINFORCED SLAB  
7-1/2" MAX. CONCRETE  
2-HOUR RATED FLOOR:  
3-1/4" MIN. CONCRETE OVER STEEL DECKING  
4" MIN. CONCRETE FOR REINFORCED SLAB  
7-1/2" MAX. CONCRETE
5. FLOOR COVERINGS:  
FOR USE ON CARPET AND WOOD COVERED CONCRETE FLOORS, TILE FLOOR COVERINGS UP TO 3/4" MAX. THICKNESS, AND LINOLEUM FLOOR COVERINGS UP TO A MAXIMUM OF 1/8" THICKNESS.  
POKE-THROUGH MAY BE INSTALLED DIRECTLY ON CONCRETE IF NO FINISHED FLOOR IS PLANNED.
6. JUNCTION BOX: 27 CU. IN. CAPACITY.  
(2) 1/2" K.O.'s AND (1) 3/4" K.O. ON EACH SIDE,  
(1) 1/2" K.O. AND (2) 3/4" K.O.'s ON BACK,  
(1) 3/4" K.O. ON BOTTOM.



#### GENERAL NOTES

1. ALL DIMENSIONS ARE FOR REFERENCE ONLY.
2. DIMENSIONS IN BRACKETS [ ] ARE IN METRIC UNITS.

#### REVISIONS

\*\* SEE ERN (\*\*\*\*) FOR APPROVAL SIGNATURES & RELEASE DATE.  
PROJECT NO: \*\*\*\*

**Thomas & Betts**  
www.tnb.com

DESCRIPTION: **FFPT4-XXX FURNITURE FEED POKE-THROUGH ASSEMBLY**  
**XXX - DENOTES COVER MATERIAL OR FINISH**

ORIGINAL PROJECT NO / ( ERN NO )

SHEET NO:

REV. NO:

DRAWING NO:

UD55687 / ( 2008158 )

1 OF 1

-

**WSD-000342**

THIS DRAWING IS INTENDED FOR DESCRIPTIVE PURPOSES ONLY. AND THE RIGHT IS RESERVED TO DEVIATE FROM ANY OF THE DETAILS SHOWN HEREON.

©2007 Thomas & Betts - Proprietary. All Rights Reserved