

Factor FML

DECORATIVE FLOOD

SPECIFICATIONS

Intended Use:

Compact LED flood with a variety of NEMA distribution for lighting applications such as safety/security, accent, flag pole, columns, or signs

Construction:

- Corrosion resistant, rugged die-cast aluminum housing with powder coat paint finish
- High impact UV stabilized acrylic outer lens protects LEDs and allows for cleaning and debris removal
- Vented housing isolates LED module from driver, maximizing product life and performance
- Visor and vandal lens available

LED:

- 20 high powered LED's
- Ambient operating temperature -35°C to 40°C
- Stock Versions: 4000K and 5000K CCT
- MTO Versions: 3000K nominal with 80 CRI, 4000K and 5000K CCT nominal with 70 CRI

Optical/Electrical

- Variety of NEMA distributions: - N (3x3), M (4x4), RM (5x4) and W (6x6) - for wide range of lighting applications; Stock version Wide (6x6) only
- 120-277V operation, 50/60Hz
- Driver IP66 and RoHS compliant driver
- 10KV surge protector comes standard

Optical/Electrical (Cont.)

- 0-10V dimming driver standard, continuous dimming option to have leads pulled out for easy connection

Installation:

- Traditional 1/2" x 14 NPS threaded adjustable knuckle mounting
- Easy maintenance access to electrical components with removal of 4 screws from back of fixture housing.

Listings:

- IP65
- EPA is .54 sq/ft.
- Listed to UL1598 for use in wet locations
- DLC Qualified (4000K and 5000K models only); Consult DLC website for more details.
- This product qualifies as a "designated country construction material" per FAR 52.225-11 Buy American-Construction Materials under Trade Agreements effective 04/23/2020.

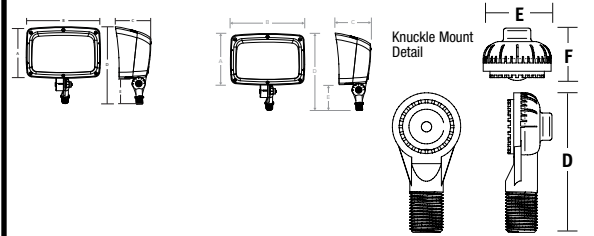
Warranty:

- 5 year warranty

PRODUCT IMAGE(S)



DIMENSIONS



A	B	C	D	E	F	G
6.68"	9.63"	4.53"	10.20"	3.52"	1.71"	1.54"
169 mm	244 mm	115 mm	254mm	89mm	43mm	29mm

CERTIFICATIONS/LISTINGS



IP65

SHIPPING INFORMATION

Catalog Number	G.W(kg)/CTN	Carton Dimensions		
		Length Inch (cm)	Width Inch (cm)	Height Inch (cm)
FML-52 or 20 (Single carton 1 pc.)	3.81 lbs (1.7)	11.81" (30)	9.45" (24)	7.48" (19)
FML-52 (Master carton 2 pcs.)	7.61 lbs (3.5)	19.69" (50)	12.40" (32)	8.46" (21.5)

Carton dimensions for shipping purposes only

ORDERING INFORMATION - STOCK VERSION

Catalog Number	Mount	Max Candle Power	Beam Pattern	Wattage	Drive Current	Voltage	Color Temperature	Lumens	LPW	Weight lbs. (kg)	Finish
FML-52	1/2" thread	3291	Wide	52	700mA	120-277V	5000K	4957	96	8.5 (3.8)	Dark Bronze Matte Textured
FML-52-PCU	1/2" thread	3291	Wide	52	700mA	120-277V	5000K	4957	96	8.5 (3.8)	
FML-52-4K	1/2" thread	3150	Wide	52	700mA	120-277V	4000K	4552	94	8.5 (3.8)	
FML-52-4K-PCU	1/2" thread	3150	Wide	52	700mA	120-277V	4000K	4552	94	8.5 (3.8)	

ORDERING INFORMATION - MADE TO ORDER

FML - 20L - 52 - [] - [] - [] - [] - K - [] - [] - [] - []											
FAMILY	# LEDS	WATTS	CCT	CRI	VOLTAGE	MOUNTING	FINISH		CONTROL OPTION	OPTIONS	
FML	FACTOR Flood Medium	20L 20 LED	52 52W	3K 3000K 7 70 CRI 4K 4000K 8 ² 80 CRI 5K 5000K	U 120V-277V 1 120V 2 208V 3 240V 4 277V	K Knuckle	BLT Black Matte Textured BLS Black Gloss Smooth DBT Dark Bronze Matte Textured DBS Dark Bronze Gloss Smooth GTT Graphite Matte Textured LGS Light Grey Gloss Smooth PSS Platinum Silver Smooth WHT White Matte Textured WHS White Gloss Smooth VGT Verde Green Smooth	PC ¹ Photocontrol (voltage specified and determined by voltage field) CD Continuous dimming	F ¹ Fusing 120 or 277V only (determined by voltage field) SP Surge Protector, 20KA Surge Protector		
				DISTRIBUTION							
				N 3x3 M 4x4 RM 5x4 W 6x6							
COLOR OPTION											
CC Custom Color											

1 - PC - photocell and F - Fusing options cannot be combined, only available as separate options
 2 - 80 CRI only available on 3K configurations

Factor FML

DECORATIVE FLOOD

ACCESSORIES/REPLACEMENT PARTS - Order Separately

Catalog Number	Description
FML-SPC	Vandal resistant polycarbonate lens (Replaces existing acrylic outer frame)
FML-VISOR-XX ¹	Top/Bottom visor (Tap holes in lens frame for field installation)
93047961AC	Acrylic lens w/ gasket
93047971	FML14, 50w, 120-277V Dimming driver 1050mA
93043808	FML20, 50w, 120-277V Dimming driver 700mA
20750110264	Knuckle mount Dark Bronze finish. Contact factory for additional finishes
S-302	Slipfits 1 1/2" or 2" pipe (1.9" OD or 2 3/8" OD) with 1/2" N.P.S.M. hub; Gray
S-302-M51	Slipfits 1 1/2" or 2" pipe (1.9" OD or 2 3/8" OD) with 1/2" N.P.S.M. hub; Bronze
S-302-M52	Slipfits 1 1/2" or 2" pipe (1.9" OD or 2 3/8" OD) with 1/2" N.P.S.M. hub; White
TRN-XX ¹	Trunnion adaptor for 1/2" threaded knuckle mount

¹ Specify finish color to match fixture, e.g. DB - Bronze.



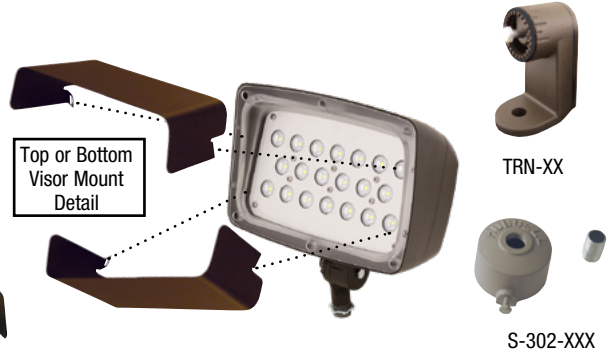
FML-SPC



FML-VISOR – 3/4 View



Front View



S-302-XXX

PERFORMANCE DATA

# OF LEDS	DRIVE CURRENT	SYSTEM WATTS	DIST. TYPE	NEMA	FIELD ANGLE H° X V°	5K (5000K nominal, 70 CRI)			4K (4000K nominal, 70 CRI)			3K (3000K nominal, 80 CRI)		
						LUMENS	LPW ¹	MAX BEAM CANDLEPOWER	LUMENS	LPW ¹	MAX BEAM CANDLEPOWER	LUMENS	LPW ¹	MAX BEAM CANDLEPOWER
20	700mA	52w	N	3 x 3	32 x 32	5185	103	41534	4675	98	38703	3618	75	31214
			M	4 x 4	54 x 54	5083	99	15056	4712	98	13606	3618	74	10399
			RM	5 x 4	83 x 66	4338	84	7273	4017	83	6543	3132	63	5527
			W	6 x 6	107 x 107	4957	96	3291	4552	94	3150	3466	69	2548

¹ - Lumen values are from photometric tests performed in accordance with IESNA LM-79-08. Data is considered to be representative of the configurations shown. Actual performance may differ as a result of end-user environment and application.

PROJECTED LUMEN MAINTENANCE

AMBIENT TEMP	OPERATING HOURS					Calculated L70 (HOURS)
	0	25,000	50,000	¹ TM-21-11 60,000	100,000	
25°C / 77°F	1.00	0.98	0.96	0.96	0.94	>696,000
40°C / 104°F	0.99	0.96	0.95	0.94	0.92	>565,000

LUMINAIRE AMBIENT TEMPERATURE FACTOR (LATF)

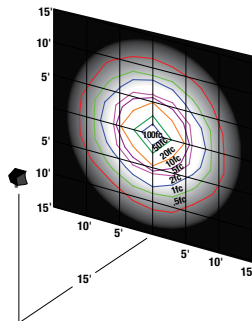
AMBIENT TEMPERATURE	LUMEN MULTIPLIER
0°C	1.02
10°C	1.01
20°C	1.00
25°C	1.00
30°C	1.00
40°C	0.99
50°C	0.98

Use these factors to determine relative lumen output for average ambient temperatures from 0-50°C (32-122°F).

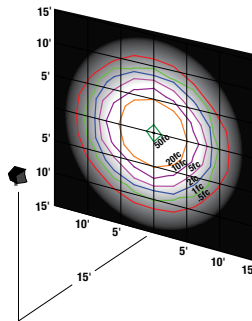
ELECTRICAL DATA

# OF LEDS	NUMBER OF DRIVERS	DRIVE CURRENT (mA)	INPUT VOLTAGE (V)	CURRENT (Amps)	SYSTEM POWER (W)
20	2	700mA	120	0.56	52
			277	0.26	52

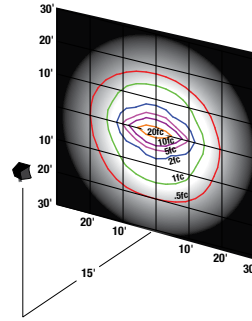
PHOTOMETRICS



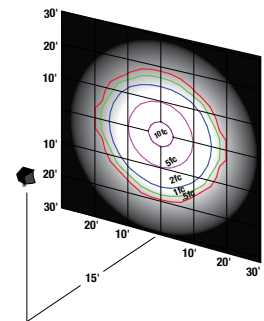
FML20
3x3 Narrow



FML20
4x4 Medium



FML20
5x4 Rectangular
Medium



FML20
6x6 Wide