

## DESCRIPTION

The ALL-PRO™ LED Single Head Flood series is designed for superior area coverage in a dependable, die-cast aluminum housing. Using the latest in LED, driver and optic technologies, these products deliver lumens where you need them, keeping power consumption to a minimum. Available with and without integrated photocontrols, these fixtures come in white and bronze finish.

Catalog #		Type
Project		
Comments		Date
Prepared by		

## SPECIFICATION FEATURES

### Construction

- Durable die-cast aluminum housing suitable for wet locations
- Powder coated bronze or white finish
- Optically enhanced reflector improves efficiency and delivered lumens
- Tool-less head adjustment
- Suitable for wall or eave mounting
- Easy-Install features on all models

### Electrical

- 120VAC, 60Hz
- Maintenance-free LEDs with 70,000 hours of life
- Fixture operating temperature range from -30°C to 40°C
- cULus listed for wet locations
- External supply wiring 75°C minimum
- Dusk to Dawn option available with integrated photo control

### Optics

- Precision optics for maximum efficiency
- 5000K CCT

### Warranty

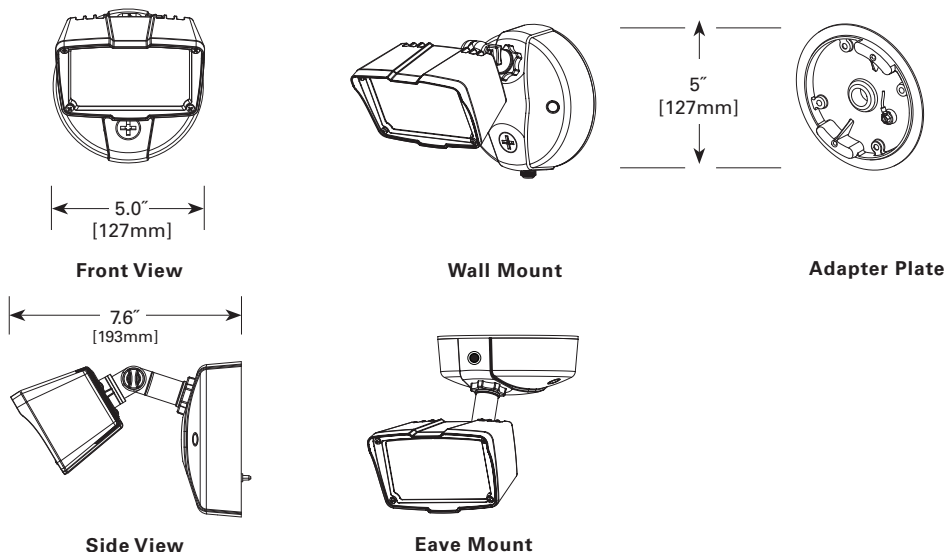
- 5 year limited warranty



## LED FLOOD SERIES

FSS1530

## DIMENSIONS



## ORDERING INFORMATION

Model	Description	Finish
FSS1530L	Small single head flood	Bronze
FSS1530LW	Small single head flood	White
FSS1530LPCES	Small single flood with photo control	Bronze
FSS1530LPCW	Small single flood with photo control	White
FLD-KIT-SFCGND	Flood adaptor kit	Bronze
FLD-KIT-SFCGNDW	Flood adaptor kit	White

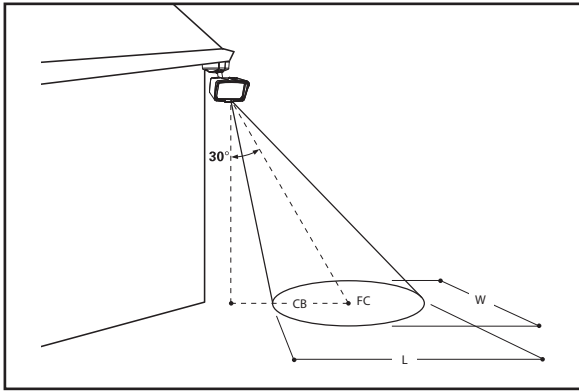
### CERTIFICATION DATA

cULus Wet Location Listed  
Lighting Facts® Approved

### TECHNICAL DATA

120V only  
-30°C to 40°C Temperature Rating  
External Supply Wiring 75° Minimum

## PHOTOMETRICS



Note: Specifications and Dimensions subject to change without notice.

## Area Coverage Estimates

Mounting Height	Length (L)	Width (W)	Area (Sq. Ft.)
10 ft.	20	25	400
15 ft.	20	30	500
20 ft.	22	35	560

Note: Bronze fixture at a typical mounting angle of 30° from vertical  
All figures based on minimum footcandle (FC) of 0.5.

## LIGHTING FACTS

**LED lighting facts®**  
A Program of the U.S. DOE

Light Output (Lumens) **1475**  
Watts **20.5**  
Lumens per Watt (Efficacy) **71.95**

Color Accuracy  
Color Rendering Index (CRI) **74**

Light Color  
Correlated Color Temperature (CCT) **5000 (Daylight)**

2700K 3000K 4500K 6500K

All results are according to IESNA LM-79-2008: Approved Method for the Electrical and Photometric Testing of Solid-State Lighting. The U.S. Department of Energy (DOE) verifies product test data and results.

Visit [www.lightingfacts.com](http://www.lightingfacts.com) for the Label Reference Guide.

Registration Number: F4QJ-LNDF34 (8/8/2016)  
Model Number: FSS1530L  
Type: Luminaire - Area/Roadway

**LED lighting facts®**  
A Program of the U.S. DOE

Light Output (Lumens) **1475**  
Watts **20.5**  
Lumens per Watt (Efficacy) **71.95**

Color Accuracy  
Color Rendering Index (CRI) **74**

Light Color  
Correlated Color Temperature (CCT) **5000 (Daylight)**

2700K 3000K 4500K 6500K

All results are according to IESNA LM-79-2008: Approved Method for the Electrical and Photometric Testing of Solid-State Lighting. The U.S. Department of Energy (DOE) verifies product test data and results.

Visit [www.lightingfacts.com](http://www.lightingfacts.com) for the Label Reference Guide.

Registration Number: F4QJ-5BK5CM (8/8/2016)  
Model Number: FSS1530LW  
Type: Luminaire - Area/Roadway

**LED lighting facts®**  
A Program of the U.S. DOE

Light Output (Lumens) **1475**  
Watts **20.5**  
Lumens per Watt (Efficacy) **71.95**

Color Accuracy  
Color Rendering Index (CRI) **75**

Light Color  
Correlated Color Temperature (CCT) **5000 (Daylight)**

2700K 3000K 4500K 6500K

All results are according to IESNA LM-79-2008: Approved Method for the Electrical and Photometric Testing of Solid-State Lighting. The U.S. Department of Energy (DOE) verifies product test data and results.

Visit [www.lightingfacts.com](http://www.lightingfacts.com) for the Label Reference Guide.

Registration Number: F4QJ-518K5S (10/24/2014)  
Model Number: FSS1530LPCES [Upgrade : 10/8/2014]  
Type: Luminaire - Directional

**LED lighting facts®**  
A Program of the U.S. DOE

Light Output (Lumens) **1450**  
Watts **20.1**  
Lumens per Watt (Efficacy) **72**

Color Accuracy  
Color Rendering Index (CRI) **75**

Light Color  
Correlated Color Temperature (CCT) **5000 (Daylight)**

2700K 3000K 4500K 6500K

All results are according to IESNA LM-79-2008: Approved Method for the Electrical and Photometric Testing of Solid-State Lighting. The U.S. Department of Energy (DOE) verifies product test data and results.

Visit [www.lightingfacts.com](http://www.lightingfacts.com) for the Label Reference Guide.

Registration Number: F4QJ-LBWQFV (7/16/2014)  
Model Number: FSS1530LPCW [Upgrade : 6/24/2014]  
Type: Luminaire - Directional

## DESCRIPTION

The ALL-PRO™ LED Single Head Flood series is designed for superior area coverage in a dependable, die-cast aluminum housing. Using the latest in LED, driver and optic technologies, these products deliver lumens where you need them, keeping power consumption to a minimum. Available with and without integrated photocontrols, these fixtures come in white and bronze finish.

Catalog #		Type
Project		
Comments		Date
Prepared by		

## SPECIFICATION FEATURES

### Construction

- Durable die-cast aluminum housing suitable for wet locations
- Powder coated bronze or white finish
- Optically enhanced reflector improves efficiency and delivered lumens
- Tool-less head adjustment
- Suitable for wall or eave mounting
- Easy-Install features on all models

### Electrical

- 120VAC, 60Hz
- Maintenance-free LEDs with 70,000 hours of life
- Fixture operating temperature range from -30°C to 40°C
- cULus listed for wet locations
- External supply wiring 75°C minimum
- Dusk to Dawn option available with integrated photo control

### Optics

- Precision optics for maximum efficiency
- 5000K CCT

### Warranty

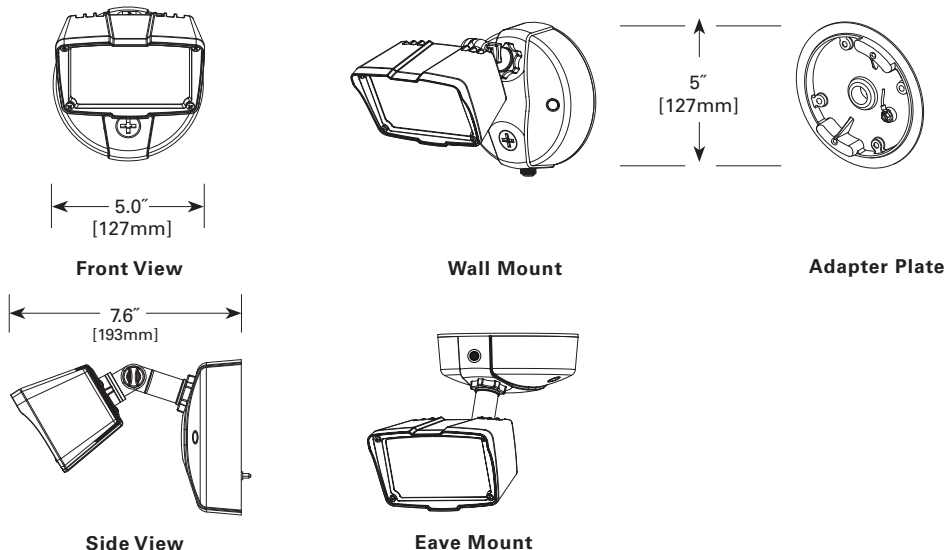
- 5 year limited warranty



## LED FLOOD SERIES

FSS1530

## DIMENSIONS



## ORDERING INFORMATION

Model	Description	Finish
FSS1530L	Small single head flood	Bronze
FSS1530LW	Small single head flood	White
FSS1530LPCES	Small single flood with photo control	Bronze
FSS1530LPCW	Small single flood with photo control	White
FLD-KIT-SFCGND	Flood adaptor kit	Bronze
FLD-KIT-SFCGNDW	Flood adaptor kit	White

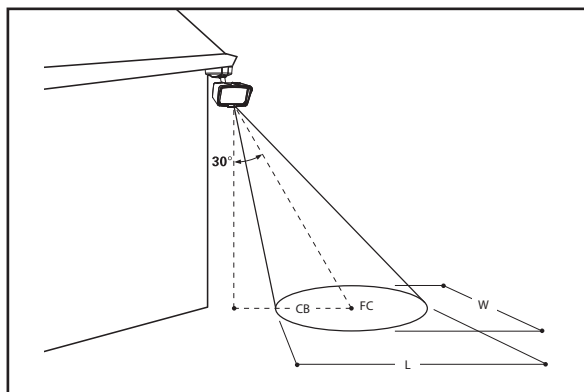
### CERTIFICATION DATA

cULus Wet Location Listed  
Lighting Facts® Approved

### TECHNICAL DATA

120V only  
-30°C to 40°C Temperature Rating  
External Supply Wiring 75° Minimum

## PHOTOMETRICS



Note: Specifications and Dimensions subject to change without notice.

## Area Coverage Estimates

Mounting Height	Length (L)	Width (W)	Area (Sq. Ft.)
10 ft.	20	25	400
15 ft.	20	30	500
20 ft.	22	35	560

Note: Bronze fixture at a typical mounting angle of 30° from vertical  
All figures based on minimum footcandle (FC) of 0.5.

## LIGHTING FACTS

**LED lighting facts®**  
A Program of the U.S. DOE

Light Output (Lumens) **1475**  
Watts **20.5**  
Lumens per Watt (Efficacy) **71.95**

Color Accuracy  
Color Rendering Index (CRI) **74**

Light Color  
Correlated Color Temperature (CCT) **5000 (Daylight)**

2700K 3000K 4500K 6500K

All results are according to IESNA LM-79-2008: Approved Method for the Electrical and Photometric Testing of Solid-State Lighting. The U.S. Department of Energy (DOE) verifies product test data and results.

Visit [www.lightingfacts.com](http://www.lightingfacts.com) for the Label Reference Guide.

Registration Number: F4QJ-LNDF34 (8/8/2016)  
Model Number: FSS1530L  
Type: Luminaire - Area/Roadway

**LED lighting facts®**  
A Program of the U.S. DOE

Light Output (Lumens) **1475**  
Watts **20.5**  
Lumens per Watt (Efficacy) **71.95**

Color Accuracy  
Color Rendering Index (CRI) **74**

Light Color  
Correlated Color Temperature (CCT) **5000 (Daylight)**

2700K 3000K 4500K 6500K

All results are according to IESNA LM-79-2008: Approved Method for the Electrical and Photometric Testing of Solid-State Lighting. The U.S. Department of Energy (DOE) verifies product test data and results.

Visit [www.lightingfacts.com](http://www.lightingfacts.com) for the Label Reference Guide.

Registration Number: F4QJ-5BK5CM (8/8/2016)  
Model Number: FSS1530LW  
Type: Luminaire - Area/Roadway

**LED lighting facts®**  
A Program of the U.S. DOE

Light Output (Lumens) **1475**  
Watts **20.5**  
Lumens per Watt (Efficacy) **71.95**

Color Accuracy  
Color Rendering Index (CRI) **75**

Light Color  
Correlated Color Temperature (CCT) **5000 (Daylight)**

2700K 3000K 4500K 6500K

All results are according to IESNA LM-79-2008: Approved Method for the Electrical and Photometric Testing of Solid-State Lighting. The U.S. Department of Energy (DOE) verifies product test data and results.

Visit [www.lightingfacts.com](http://www.lightingfacts.com) for the Label Reference Guide.

Registration Number: F4QJ-518K5S (10/24/2014)  
Model Number: FSS1530LPCES [Upgrade : 10/8/2014]  
Type: Luminaire - Directional

**LED lighting facts®**  
A Program of the U.S. DOE

Light Output (Lumens) **1450**  
Watts **20.1**  
Lumens per Watt (Efficacy) **72**

Color Accuracy  
Color Rendering Index (CRI) **75**

Light Color  
Correlated Color Temperature (CCT) **5000 (Daylight)**

2700K 3000K 4500K 6500K

All results are according to IESNA LM-79-2008: Approved Method for the Electrical and Photometric Testing of Solid-State Lighting. The U.S. Department of Energy (DOE) verifies product test data and results.

Visit [www.lightingfacts.com](http://www.lightingfacts.com) for the Label Reference Guide.

Registration Number: F4QJ-LBWQFV (7/16/2014)  
Model Number: FSS1530LPCW [Upgrade : 6/24/2014]  
Type: Luminaire - Directional