

Fusetron®

Dual-Element, Time-Delay Fuses with Indication

Class RK5 - 600 Volt

FRS-R_ID
6-60A



**Now Available
With Optional
Indication**



Catalog Symbol: FRS-R_ID

Current-Limiting

Dual-element, time-delay – 10 seconds (minimum) at 500% rated current

Ratings:

Volts – 600Vac (or less)

Amps – 6-60A

IR – 200kA RMS Sym.

– 20kA @250Vdc

Agency Information:

CE, UL Listed, Std. 248-12, Class RK-5, Guide JDDZ, File E4273
CSA Certified, C22.2 No. 248.12, Class 1422-01,
File 53787

Catalog Numbers

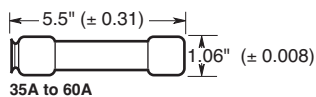
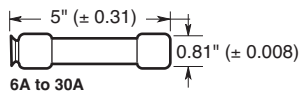
FRS-R-6ID	FRS-R-10ID	FRS-R-30ID
FRS-R-6 1/2ID	FRS-R-12ID	FRS-R-35ID
FRS-R-7ID	FRS-R-15ID	FRS-R-40ID
FRS-R-7 1/2ID	FRS-R-17 1/2ID	FRS-R-45ID
FRS-R-8ID	FRS-R-20ID	FRS-R-50ID
FRS-R-9ID	FRS-R-25ID	FRS-R-60ID

Carton Quantity and Weight

Ampere Ratings	Carton Qty.	Weight*	
		Lbs.	Kg.
6-15	10	0.40	0.181
17.5-30	10	0.50	0.277
35-60	10	3.10	1.406

*Weight per carton

Dimensional Data




General Information:

- Permanent replacement fuse indication.
- Provides motor overload, ground fault and short-circuit protection. When used in circuits subject to surge currents such as those caused by motors, transformers and other inductive components, these fuses can be sized close to full-load amps to give maximum overcurrent protection.
- Permits the use of smaller and less costly switches. The time-delay feature makes it possible to use fuse amp ratings which are much smaller than those of non-time-delay fuses. Considerable cost savings occurs by permitting the use of smaller size switches, panels and fuses.
- Provides a higher degree of short-circuit protection (greater current-limitation) in circuits in which surge currents or temporary overloads occur.
- Helps protect motors against burnout from overloads.
- Gives motor-running back-up protection to motors without extra costs.
- Helps protect motors against burnout from single-phasing on three-phase systems.
- Simplifies and improves blackout prevention (via selective coordination).
- Dual-element fuses can be applied in circuits subject to temporary motor overloads and surge currents to provide both high-performance, short-circuit and overload protection.
- The overload element provides protection against low level overcurrent of overloads and will hold an overload which is five times the amp rating of the fuse for a minimum of ten seconds.

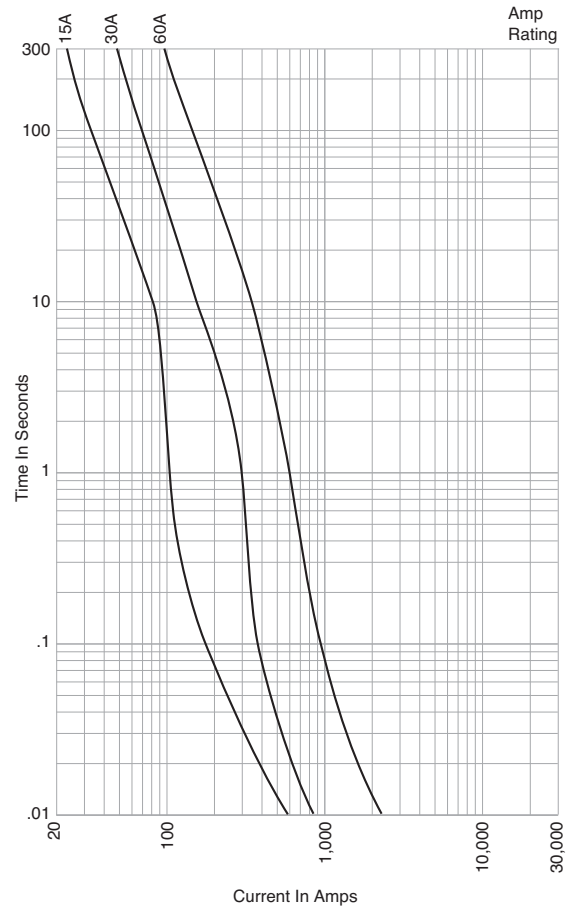
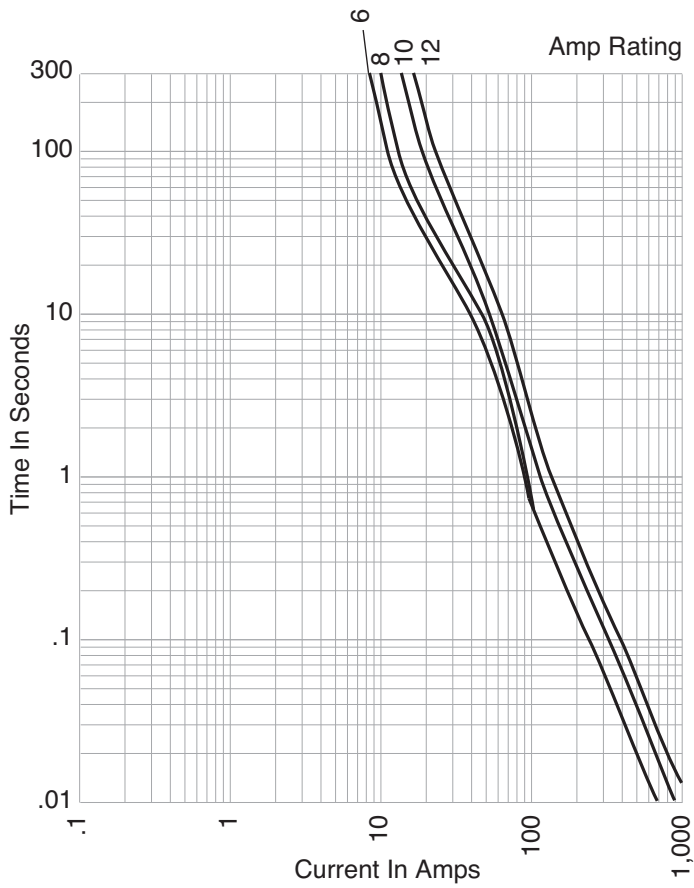
Fuse Reducers For Class R Fuses

Equipment Fuse Clips	Desired Fuse (Case) Size	Catalog Number (Pairs) 600V
60A	30A	No. 663-R
100A	30A	No. 216-R
	60A	No. 616-R
200A	60A	No. 626-R

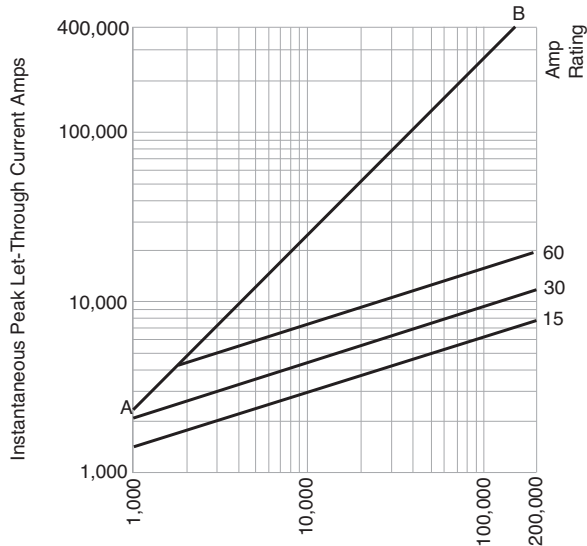


**Recommended fuseblocks for
Class R 600V fuses**
See Data Sheet: 1111

Time-Current Characteristic Curves—Average Melt



Current-Limitation Curves



RMS Symmetrical Currents In Amps
 A-B = Asymmetrical Available Peak (2.3 x Sym RMS Amps)

The only controlled copy of this Data Sheet is the electronic read-only version located on the Cooper Bussmann Network Drive. All other copies of this document are by definition uncontrolled. This bulletin is intended to clearly present comprehensive product data and provide technical information that will help the end user with design applications. Cooper Bussmann reserves the right, without notice, to change design or construction of any products and to discontinue or limit distribution of any products. Cooper Bussmann also reserves the right to change or update, without notice, any technical information contained in this bulletin. Once a product has been selected, it should be tested by the user in all possible applications.

© 2008 Cooper Bussmann
 St. Louis, MO 63178
www.cooperbussmann.com