

Description

The H25ICAT recessed housing is designed for residential and light commercial applications. The H25ICAT is designed for use in shallow ceilings and features full-frame robust construction, feed through listing, Got Nail! bar hangers; and may support the use of higher wattage lamps. The wide variety of trims available allows a number of different lighting effects to be created with one basic housing. The H25ICAT is designed for use in shallow insulated ceilings and may be in direct contact with insulation*. May be retrofit with compatible Halo LED lighting systems.

Catalog #		Type
Project		
Comments		Date
Prepared by		

Specification Features

Housing

- Single wall aluminum housing
- Sealed and gasketed for Air-Tite™ ready installation
- Designed for insulated ceilings in direct contact with insulation* (May also be installed in non-insulated ceilings)
- Housing adjusts in plaster frame to accommodate up to 1-3/8" ceiling thickness

Socket Plate

- Rigid socket plate adjusts and locks without tools for various lamp sizes
- Socket plate and bracket may be removed when using socket supporting trims

Plaster Frame

- Galvanized steel construction
- The housing can be removed from plaster frame to provide access to the junction box
- Plaster frame features include:
 - Regressed locking screw positioned for securing hanger bars from below the ceiling
 - Cutouts for easily crimping hanger bars in position
 - Halo name embossed on plaster frame
 - Pre-installed Air-Tite ready ceiling contact gasket

Got Nail!™ Bar Hanger Bracket

Bar Hanger Features include:

- Pre-installed nail easily installs in regular lumber, engineered lumber and laminated beams
- Safety and guidance system prevents snagging, ensures smooth straight nail penetration and allows bar hangers to be easily removed if necessary
- Automatic leveling flange aligns the housing and lets you hold the housing in place with one hand while driving nails
- Five additional mounting points

- Mounting point on top for hanger wire connection
- Integral T-bar clips snaps onto T-bars - no additional clips required

q-Channel bars with Pass-N-Thru™

- q-Channel bars feature an unique inverted "q" interlocking channel for rigidity and stability
- Pass-N-Thru™ feature allows bars to cross-over for tool-less shortening in tight spaces less than 12" without removing from the plaster frame. Push bars together and flex at score hole break points
- Housing can be positioned at any point within 24" joist span
- Bar hangers may be repositioned 90° on the frame

Slide-N-Side™ Junction Box

Junction box features include:

- Slide-N-Side™ connectors allow non-metallic sheathed cable for both U.S. and Canada to be installed without tools and without removing knockouts
 - Allows wiring connections to be made outside the junction box
 - Simply insert the cable directly into the trap after connections are made
 - accommodates the following standard non-metallic sheathed cable types: (US) #14/2, #14/3, #12/2, #12/3 (Canada) #14/2, #14/3, #12/2
- Positioned to accommodate straight conduit runs
- Seven 1/2" trade size conduit knockouts with true pry-out slots
- cULus Listed 26 in3 box volume
- Listed for through branch (8) No. 12 AWG branch circuit 90° C conductors through the box

Quick Connect™

- Three 4-port push-in "Quick Connect" wire nuts included in junction box
- Speed installation and increase reliability
- No additional wire nuts required
- Simply strip and insert supply wires

Socket:

- Porcelain socket with nickel plated brass screw shell
- Snaps into trim for consistent lamp positioning
- Overspray protector included

Thermal Protector:

Self resetting thermal protector deactivates fixture if overheating occurs due to improper lamping or misapplied insulation


Trims:

Halo Fit-All concept offers multiple trim options in a variety of design styles, and functional beam distributions to control beam angle and lumen delivery in accommodating various lamp types including Halogen, CFL and LED

Compliance

- cULus Listed 1598 luminaire
- cULus Listed damp location
- cULus Listed for wet location, covered ceiling, with select trims
- cULus Listed for feed through
- cULus Listed for direct contact with insulation and combustible material*
- Air-Tite code compliant. Certified under ASTM E283; not exceeding 2.0 cfm (0.944 L/s) air leakage rate tested at a 1.57 psf (75 Pa) pressure differential
- RoHS compliant
- Options to meet Trade Agreements Act requirements

*Not to be used in direct contact with spray foam insulation (Consult NEMA LSD57-2013)



H25ICAT

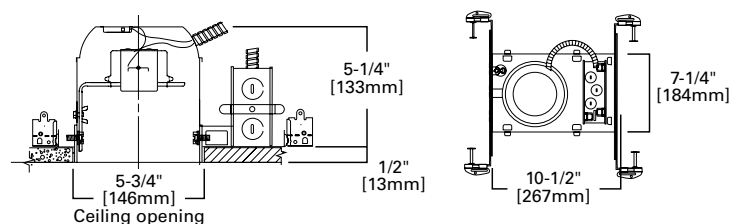
5" IC, Shallow New Construction Housing, 120V

FOR USE IN INSULATED CEILINGS

FOR DIRECT CONTACT WITH INSULATION*



Dimensions



Special Features

- Got Nail!™ bar hangers
- q-Channel bars with Pass-N-Thru™
- Slide-N-Side™ junction box
- Quick Connect™ push wire nuts
- Air-Tite™ code compliant

Ordering Information

Sample Number: H25ICAT 5110WB
 Order housing, trim and lamp (by others) separately for a complete luminaire.

Domestic Preferences⁽¹⁾



[Blank] = Standard
 TAA = Trade Agreements Act

Housing





H25ICAT = 5" IC, Air-Tite, Shallow New Construction Housing, 120V

Trims


Reflectors


-  **5107 Specular Reflector, Self-flange**
 OD: 6-5/8" [168mm]
5107SC=Specular Reflector, White Self-flange
-  **5121 Shallow Full Cone Reflector, Self-flange**
 OD: 6-5/8" [168mm]
5121WH=White Reflector, White Oversized Self-flange

Baffles


-  **5014 Shallow Metal Baffle, Self-flange**
 OD: 6-5/8" [168mm]
5014P=White Baffle, White Trim
5014MB=Black Baffle, White Trim
-  **5102 Tapered Metal Baffle, Self-flange**
 OD: 6-5/8" [168mm]
5102WB=White Baffle, White Self-flange
5102BB=Black Baffle, White Self-flange
-  **5109 Coilex® Tapered Baffle, Self-flange**
 OD: 6-5/8" [168mm]
5109WB=White Plastic Straight Coilex Baffle, White Self-flange
5109BB=Black Plastic Straight Coilex Baffle, White Self-flange
5109BKBB=Black Plastic Straight Coilex Baffle, Black Self-flange
-  **5110 Pertex™ Baffle, Self-flange**
 OD: 6-5/8" [168mm]
5110WB=White Pertex Baffle, White Self-flange
5110WB=Black Pertex Baffle, White Self-flange
5110BKBB=Black Pertex Baffle, Black Self-flange

Adjustable - Eyeballs & Gimbals

-  **5060 Adjustable Gimbal 20° Tilt, Self-flange**
 OD: 6-3/8" [162mm]
5060P=White Gimbal, White Trim

-  **5070 Adjustable Eyeball 30° Tilt, Self-flange**
 OD: 6-3/8" [162mm]
5070P=White Eyeball, White Trim
5070SN=Satin Nickel Eyeball, Satin Nickel Trim
5070TBZ=Tuscan Bronze Eyeball, Tuscan Bronze Trim


-  **5071 Adjustable Eyeball 30° Tilt, Self-flange**
 OD: 6-1/2" [165mm]
5071P=White Eyeball, White Trim

-  **5130 Eyeball 35° Tilt, Self-flange**
 OD: 6-5/8" [168mm]
5130WH=White Eyeball, White Trim

-  **5135 Eyeball 35° Tilt, Self-flange**
 OD: 6-5/8" [168mm]
5135WH=White Eyeball, White Trim, Self-flanged

-  **5165 Gimbal 35° Tilt, Self-flange**
 OD: 6-5/8" [168mm]
5165WH=White Gimbal, White Trim
5165BK=Black Gimbal, Black Trim
5165SN=Satin Nickel Gimbal, Satin Nickel Trim
5165TBZ=Tuscan Bronze Gimbal, Tuscan Bronze Trim

Lenses & Wet Location Showerlights

-  **5054 Frosted Glass Dome Lens - Showerlight**
 OD: 6-3/8" [162mm]
5054PS=Frosted Glass Dome Lens, White Trim
5054SNS=Frosted Glass Dome Lens, Satin Nickel Trim
5054TBZS=Frosted Glass Dome Lens, Tuscan Bronze Trim


-  **5150 Low Profile, Frosted Dome Glass Lens, Self-flange - Showerlight**
 OD: 6-5/8" [168mm]
5150WH=Frost Dome Glass Lens with Reflector, White Plastic Self-flange
5150SN=Frost Dome Glass Lens with Reflector, Satin Nickel Plastic Self-flange
5150TBZ=Frost Dome Glass Lens with Reflector, Tuscan Bronze Plastic Self-flange

-  **5162 Drop Opal Plastic Lens, Self-flange**
 OD: 6-5/8" [168mm]
5162WH=Drop Opal Plastic Lens with Reflector, White Plastic Self-flange

-  **5145 Open Wet Location, Shallow Reflector, Self-flange - Showerlight***
 OD: 6-5/8" [168mm]
5145WH=White Self-flanged
5145SN=Satin Nickel Self-Flanged
5145TBZ=Tuscan Bronze Self-Flanged

Open, Splay & Wall Wash

-  **5000 PAR Metal Splay, Self-flange**
 OD: 6-3/8" [162mm]
5000P=White Splay, White Trim
5000SN=Satin Nickel Splay, Satin Nickel Trim
5000TBZ=Tuscan Bronze Splay, Tuscan Bronze Trim

-  **5175 Open, Self-flange**
 OD: 6-5/8" [168mm]
5175WH=White Self-flange
5175SN=Satin Nickel Self-flange
5175TBZ=Tuscan Bronze Self-flange

-  **5176 Open, Self-flange**
 OD: 6-5/8" [168mm]
5176WH=White Self-flange
5176SN=Satin Nickel Self-flange
5176TBZ=Tuscan Bronze Self-flange

-  **5185 Open Splay, Self-flange**
 OD: 6-5/8" [168mm]
5185WH=White Self-flange
5185SN=Satin Nickel Self-flange
5185TBZ=Tuscan Bronze Self-flange

-  **5186 Open Splay, Self-flange**
 OD: 6-5/8" [168mm]
5186WH=White Self-flange
5186SN=Satin Nickel Self-flange
5186TBZ=Tuscan Bronze Self-flange

Accessory

GA-ATH5-6PK=T6-Pack AIR-TITE Ceiling aperture gaskets. Seals gaps around ceiling cut out.

Notes: (1) Only product configurations with this designated prefix are built to be compliant with the Trade Agreements Act of 1979 (TAA). Please refer to [DOMESTIC PREFERENCES](http://www.cooperlighting.com/DOESTIC-PREFERENCES) website for more information. Components shipped separately may be separately analyzed under domestic preference requirements. Accessories sold separately will be separately analyzed under domestic preference requirements. Consult factory for further information.

*Outdoor rated lamp only (purchase separately)