

Project		Catalog #		Type	
Prepared by		Notes		Date	



# HALO

## H27RICAT

### H27 6" Shallow Traditional Socket-Based Remodel Recessed Housings – IC Rated

HALO H27RICAT Housing is a compact shallow efficient can for both commercial and residential 2x6 framing remodel applications. The entire H27 Series feature an AIR-TITE™ design, robust construction, Slide-N-Side™ Wire Traps and KOs, and can be installed in contact with insulation (IC-rated). The H27R is E26 socket-based making it compatible with all 5"/6" and 6" HALO LED Trims and 6" Traditional Trims for use with lamps (light bulbs).

**Typical Applications** Residential • Light Commercial

### Interactive Menu

- Order Information page 2
- Product Specification page 3
- Product Warranty

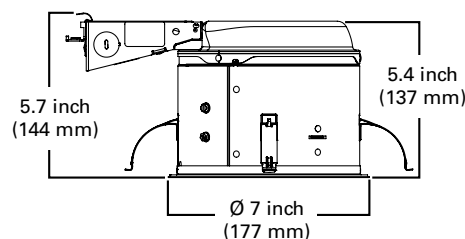
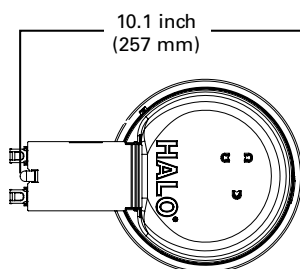


### Top Product Features

- Ideal for remodel installation in both commercial and residential in 2x6 remodel applications
- IC Rated and AIR-TITE™ to meet most regional installation requirements
- Junction box with Slide-N-Side™ Wire Traps for fast wiring of non-metallic sheathed cable along with multiple ½" knockouts for conduit
- Compatible with all 5"/6" and 6" HALO LED Trims and 6" Traditional Trims for use with multiple lamp/light bulb types

### Dimensional and Mounting Details

#### H27RICAT



For use in shallow ceiling joist construction.

**Cutout Dimension:** 6-1/4" (158.8mm)

## Order Information



Catalog Number	Description	IC Rating (Insulation Contact)	AIR-TITE™	Bracket	Framing (Plenum Space)	Connection (E26 Socket or Orange LED Quick Connect)	Slide-N-Side™ Wire Traps	1/2" KOs (Knockouts)	Wiring (4-port Push-in Connectors)	Input Voltage
H27RICAT	H27 6" Shallow Remodel Recessed Housing	.	.	.	2x6	E26 Medium Base Socket	2	3	3	120V

## Complete your downlights with HALO Recessed LED Trims

(LED Trims sold separately and include E26 Socket Adapter)

Downlights							
							
<b>LTE Recessed LED Trims</b> 4", 5"/6"	<b>LT Recessed LED Trims</b> 4", 5"/6"	<b>HLBT Slim LED Trims</b> 4", 6"	<b>CJB Canless-to-Can Integrated J-Box LED Downlights</b> 4", 6"	<b>RL Recessed LED Trims</b> 3", 4", 5"/6"	<b>RSQ Square Recessed LED Trims</b> 4", 5", 6"	<b>RLD Deep Baffle Recessed LED Trims</b> 4", 5"/6"	<b>ML56 Recessed LED Modules + Trim</b> 5", 6"

Adjustable		
		
<b>LA Recessed Adjustable Gimbal LED Trims</b> 4", 5"/6"	<b>RA Recessed Adjustable Gimbal LED Trims</b> 3", 4", 5"/6"	<b>ML56 Recessed Adjustable Gimbal LED Modules + Trim</b> 5", 6"

Specialty		
		
<b>Night Light Recessed LED Trims</b> 4", 5"/6"	<b>RL Smart Wi-Fi® Recessed LED Trims</b> 4", 5"/6"	<b>RL Dual Zone Smart Wi-Fi® Recessed LED Trims</b> 4", 5"/6"

## Traditional Trims

Traditional Trims For use with lamps (light bulbs)			
Reflectors	Baffles	Adjustables	Lens/Wet Location
<b>401P</b> = 6" White Open Trim <b>401AL</b> = 6" Satin Aluminum Open Trim	<b>310W</b> = 6" White Coilex Baffle and Trim <b>310TBZ</b> = 6" Black Coilex Baffle, Tuscan Bronze Trim	<b>78P</b> = 6" White Eyeball and Trim <b>78TBZ</b> = 6" Tuscan Bronze Eyeball and Trim	<b>6145SN</b> = 6" Satin Nickel Reflector and Trim
<b>426</b> = 6" Clear Specular Reflector Cone, White Trim	<b>6100WB</b> = 6" White Baffle, Narrow and Wide White <b>6100BB</b> = 6" Black Baffle, Narrow and Wide White Trims (included)	<b>6130WH</b> = 6" White Eyeball and Trim	<b>6150WH</b> = 6" Frost Dome Glass Lens with Reflector, White Plastic Trim
<b>6106SC</b> = 6" Specular Reflector, White Trim	<b>6101WB</b> = 6" White Baffle, Narrow and Wide White Trims (included) <b>6101BB</b> = 6" Black Baffle, Narrow and Wide White Trims (included)	<b>6215WH</b> = 6" White Gimbal and Trim	<b>6255SN</b> = 6" Frost Curve Glass Lens with Reflector, Satin Nickel Plastic Trim <b>6255TBZ</b> = 6" Frost Curve Glass Lens with Reflector
<b>6121WH</b> = 6" White Reflector and Trim	<b>6103WB</b> = 6" White Baffle and Trim <b>6103BB</b> = 6" Black Baffle, White Trim		<b>300P</b> = 6" Self-flange with White Open Trim
	<b>6126WB</b> = 6" White Baffle and Trim <b>6126BB</b> = 6" Black Baffle, White Trim		

## Product Specifications

### Housing

- Single wall aluminum construction
- Precision rolled interlocking collar maintains aperture geometry for greater assurance of installation results
- Exclusive AIR-TITE™ gasket meets code where required; Seals between housing, and finished ceiling (without need for additional caulk)
- Designed for insulated ceilings in direct contact with insulation (may also be installed in non-insulated ceilings)
- For installation from below the finished ceiling. Integral flange secures fixture against ceiling

### Remodel Flange

- Die formed flange maintains precise whole circumference
- Integral flange secures fixture against the ceiling

### Socket Plate

- Rigid construction Adjusts and locks without tools for various lamp sizes
- Socket plate and bracket may be removed when using socket supporting trims

### Socket

- Porcelain socket with nickel plated brass screw shell
- Snap-in springs secure socket to socket plate, and may be detached when using socket supporting trims
- Overspray protector included

### Remodel Retention System

- Four remodel springs secure housing and accommodate 1/2" and 5/8" ceiling material

### Slide-N-Side™ Junction Box

- Hinged and captive door for easy access

- Two Slide-N-Side™ wire traps allow non-metallic(NM) sheathed cable to be installed without tools or without removing knockouts
  - Allows wiring connections to be made outside the junction box
  - Simply insert the cable directly into the trap after connections are made
  - Accommodates the following standard non-metallic (NM) sheathed cable types for both U.S. and Canada: (US) #14/2, #14/3, #12/2, #12/3; (Canada) #14/2, #14/3, #12/2
- Three 1/2" conduit pry-outs accommodate straight conduit runs
- cULus Listed compact 10 in 3 box volume; listed for maximum six No. 12 AWG or eight No. 14 AWG 90° C splice conductors in the box

### Quick Connect™ Push Wire Nuts

- Three 4-port push-in "Quick Connect" wire nuts included
- Speeds installation and increases reliability
- Simply strip and insert supply wires
- No additional wire nuts required

### Thermal Protector (for IC-Rated versions)

- Self-resetting
- Deactivates fixture if overheating occurs due to improper lamping or misapplied insulation

### Trims

- Halo Fit-All concept offers multiple trim options in a variety of design styles and functional beam distributions to control beam angle and lumen delivery in accommodating various lamp types including halogen, compact fluorescent and LED Trims

### Compliance

- cULus Listed 1598 luminaire

- cULus Listed damp location
- cULus Listed for wet location, covered ceiling with select trims
- cULus Listed for feed through
- cULus Listed for direct contact with insulation and combustible material\*
- Certified under ASTM E283 (gasket included)
- AIR-TITE™ code compliant; Not exceeding 2.0 cfm (0.944 L/s) air leakage rate tested at a 1.57 psf (75 Pa) pressure differential
- RoHS compliant
- Options to meet Trade Agreements Act requirements

\*Not to be used in direct contact with spray foam insulation (consult NEMA LSD57-2013)

### Warranty

- Five-year limited warranty, consult website for details. [www.cooperlighting.com/warranty](http://www.cooperlighting.com/warranty)