

Description

The H7 recessed housing is the standard in the industry for both light commercial and residential applications. H7 series features full-frame design, robust construction, feed-through listing, Got Nail! bar hangers; and may support use of higher wattage lamps. A wide variety of trims allows a number of different lighting effects to be created with one basic housing. H7ICATNB is for installations where the housing will be in direct contact with insulation*, and its Air-Tite design will also meet restricted air flow code requirements. May be retrofit with compatible Halo LED lighting systems. The H7ICATNB can save installation time. It is designed without a socket plate for use with socket supporting trims only. With these trims there is no need to spend time removing the socket plate and the fixed lamp position of socket supporting trims saves on lamp adjustment time too.

Catalog #		Type
Project		
Comments		Date
Prepared by		

Specification Features

Housing

- Single wall aluminum housing
- Aluminum construction for greater heat dissipation
- Sealed and gasketed for Air-Tite™ ready installation
- Designed for insulated ceilings in direct contact with insulation* (May also be installed in non-insulated ceilings)

Plaster Frame

- Housing adjusts in plaster frame to accommodate up to 1" ceiling thickness
- Galvanized steel construction
- Plaster frame features include:
 - Regressed locking screw for securing hanger bars
 - Cutouts for easily crimping hanger bars in position
 - Halo name embossed on plaster frame
 - The housing may be removed from plaster frame to provide access to the junction box
 - Pre-installed Air-Tite ready ceiling contact gasket

Got Nail!™ Bar Hanger Bracket

- Bar Hanger Features include:
- Pre-installed nail easily installs in regular lumber, engineered lumber and laminated beams
 - Safety and guidance system prevents snagging, ensures smooth straight nail penetration and allows bar hangers to be easily removed if necessary
 - Automatic leveling flange aligns the housing and lets you hold the housing in place with one hand while driving nails
 - Five additional mounting points
 - Mounting point on top for hanger wire connection
 - Integral T-bar clips snaps onto T-bars - no additional clips required

q-Channel bars with Pass-N-Thru™

- q-Channel bars feature a unique inverted "q" interlocking channel for rigidity and stability
- Pass-N-Thru™ feature allows bars to cross-over for tool-less shortening in tight spaces less than 12" without removing from the plaster frame. Push bars together and flex at score hole break points
- Housing can be positioned at any point within 24" joist span
- Bar hangers may be repositioned 90° on the frame

Slide-N-Side™ Junction Box

- Junction box features include:
- Slide-N-Side™ connectors allow non-metallic sheathed cable for both U.S. and Canada to be installed without tools and without removing knockouts
 - Allows wiring connections to be made outside the junction box
 - Simply insert the cable directly into the trap after connections are made
 - accommodates the following standard non-metallic sheathed cable types: (US) #14/2, #14/3, #12/2, #12/3 (Canada) #14/2, #14/3, #12/2
 - Positioned to accommodate straight conduit runs
 - Seven 1/2" trade size conduit knockouts with true pry-out slots
 - cULus Listed 26 in3 box volume
 - Listed for through branch (8) No. 12 AWG branch circuit 90° C conductors through the box

Quick Connect™

- Three 4-port push-in "Quick Connect" wire nuts included in junction box
- Speed installation and increase reliability

- No additional wire nuts required
- Simply strip and insert supply wires

Socket

- Porcelain socket with nickel plated brass screw shell
- Snap-in springs secure socket to socket plate, and may be detached when using socket supporting trims
- Overspray protector included

Thermal Protector

Self resetting thermal protector deactivates fixture if overheating occurs due to improper lamping or misapplied insulation


Trims

Halo Fit-All concept offers multiple trim options in a variety of design styles, and functional beam distributions to control beam angle and lumen delivery in accommodating various lamp types including Halogen, CFL and LED

Compliance

- cULus Listed 1598 Luminaire
- cULus Listed Damp Location
- cULus Listed for Wet Location, covered ceiling, with select trims
- cULus Listed for direct contact with insulation and combustible material*
- cULus Listed for feed through
- Air-Tite code compliant. Certified under ASTM E283; not exceeding 2.0 cfm (0.944 L/s) air leakage rate tested at a 1.57 psf (75 Pa) pressure differential
- RoHS compliant
- Options to meet Trade Agreements Act requirements

*Not to be used in direct contact with spray foam insulation (Consult NEMA LSD57-2013)



H7ICATNB

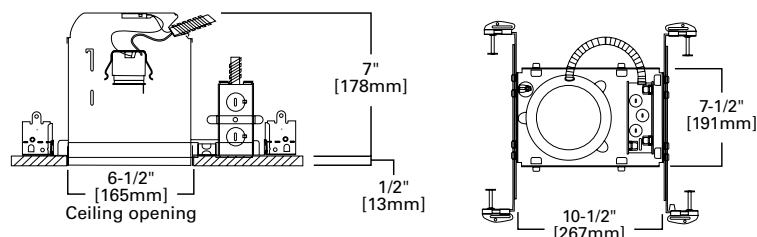
6" IC, New Construction Housing, No Socket Bracket, 120V

FOR USE IN INSULATED CEILINGS

FOR DIRECT CONTACT WITH INSULATION*



Dimensions



Special Features

- Got-Nail!™ bar hangers
- q-Channel bars with Pass-N-Thru™
- Slide-N-Side™ junction box
- Quick Connect™ push wire nuts
- Air-Tite™ code compliant

Ordering Information

Sample Number: H7ICATNB 6110WB
 Order housing, trim and lamp (by others) separately for a complete luminaire.































Domestic Preferences⁽¹⁾

[Blank] = Standard
 TAA = Trade Agreements Act

Housing

H7ICATNB = 6" IC, Air-Tite, New Construction Housing, No Socket Bracket, 120V

Trims

Reflectors	Housing	Trims
 <p>30 Reflector, Self-flange OD: 7-1/4" [184mm] 30HAT=Haze Reflector, White Trim 30RGAT=Residential Gold Reflector, White Trim 30CAT=Clear Specular Reflector, White Trim</p>	 <p>78 BR/PAR30 Eyeball 30° Tilt, Self-flange OD: 8" [203mm] 78P=White Eyeball and Trim 78PAT=White Eyeball and Trim, Air-Tite 78SN=Satin Nickel Eyeball and Trim 78TBZ=Tuscan Bronze Eyeball and Trim</p>	 <p>171 Drop Opal Lens with Reflector OD: 8" [203mm] 171P=Drop Opal Glass Lens, White Trim 171PS=Drop Opal Glass Lens, White Plastic Trim, Showerlight, Air-Tite</p>
 <p>30SBAT Reflector, Self-flange OD: 7-1/4" [184mm] 30SBAT=Black Specular Reflector, Self-flange</p>	 <p>376 PAR30 Regressed Gimbal 30° Tilt, Self-flange OD: 7-1/4" [184mm] 376W=White Baffle and Trim 376P=Black Baffle and White Trim</p>	 <p>172 Dome Lens with Reflector OD: 7-3/4" [197mm] 172PS=Frosted Glass Dome, White Plastic Trim 172SNS=Frosted Glass Dome, Satin Nickel Plastic Trim 172TBZS=Frosted Glass Dome, Tuscan Bronze Plastic Trim</p>
 <p>404 Specular Reflector OD: 7-1/4" [184mm] 404C=Clear Specular Reflector, White Trim 404H=Haze Reflector, White Trim 404SN=Satin Nickel Reflector and Trim 404TBZ=Tuscan Bronze Reflector and Trim</p>	 <p>378 PAR30 Regressed Gimbal with Splay 25° Tilt, Self-flange OD: 7-1/4" [184mm] 378P=White Splay and Trim 378=Clear Specular Splay and White Trim</p>	 <p>173 Fresnel Lens with Reflector OD: 8" [203mm] 173P=Fresnel Glass Lens, White Trim 173PS=Fresnel Glass Lens, White Plastic Trim, Showerlight, Air-Tite</p>
 <p>4041 White Reflector, Self-flange OD: 7-1/4" [184mm] 4041P=White Reflector and Trim</p>	 <p>420 BR/PAR30 Regressed Eyeball 30° Tilt, Self-flange OD: 7-1/4" [184mm] 420W=White Eyeball, Baffle and Trim 420P=White Eyeball, Black Baffle, White Trim</p>	 <p>6145 Open Wet Location, Shallow Reflector, Self-flange - Showerlight* OD: 7-3/4" [197mm] 6145WH=White Reflector and Trim 6145SN=Satin Nickel Reflector and Trim 6145TBZ=Tuscan Bronze Reflector and Trim</p>
 <p>6120 Full Cone Reflector, Self-flange OD: 7-3/4" [197mm] 6120WH=White Reflector and Trim 6120SN=Satin Nickel Reflector and Trim 6120TBZ=Tuscan Bronze Reflector and Trim</p>	 <p>478 PAR38 Adjustable Regressed Gimbal with Splay 25° Tilt, Self-flange OD: 7-1/4" [184mm] 478P=White Splay and Trim</p>	 <p>6146 Open Wet Location, Full Reflector, Self-flange - Showerlight* OD: 7-3/4" [197mm] 6146WH=White Reflector and Trim 6146SN=Satin Nickel Reflector and Trim 6146TBZ=Tuscan Bronze Reflector and Trim</p>
 <p>6121 Shallow Full Cone Reflector, Self-flange OD: 7-3/4" [197mm] 6121WH=White Reflector and Trim</p>	 <p>6130 BR/PAR30 Eyeball 35° Tilt, Self-flange OD: 7-3/4" [197mm] 6130WH=White Eyeball and Trim</p>	 <p>6150 Frost Dome Glass Lens, Self-flange OD: 7-3/4" [197mm] 6150WH=Frost Dome Glass Lens with Reflector, White Plastic Trim 6150SN=Frost Dome Glass Lens with Reflector, Satin Nickel Plastic Trim 6150TBZ=Frost Dome Glass Lens with Reflector, Tuscan Bronze Plastic Trim</p>
<p>Baffles</p>  <p>30 Baffle, Self-flange OD: 7-1/4" [184mm] 30WAT=White Baffle, Reflector and Trim 30WATH=White Baffle, Clear Reflector and White Trim 30PAT=Black Baffle, Clear Reflector and White Trim 30SNAT=Satin Nickel Baffle, Reflector and Trim 30TBZAT=Tuscan Bronze Baffle, Reflector and Trim</p>	 <p>6170 PAR38 Gimbal 25° Tilt, Self-flange OD: 7-3/4" [197mm] 6170WH=White Gimbal and Trim 6170BK=Black Gimbal and Trim 6170SN=Satin Nickel Gimbal and Trim 6170TBZ=Tuscan Bronze Gimbal and Trim</p>	 <p>6162 Drop Opal Plastic Lens, Self-flange - Showerlight OD: 7-3/4" [197mm] 6162WH=Drop Opal Plastic Lens with Reflector, White Plastic Trim</p>
 <p>6125 Full Cone Baffle, Self-flange OD: 7-3/4" [197mm] 6125WB=White Baffle and Trim 6125BB=Black Baffle, White Trim 6125BKBB=Black Baffle and Trim</p>	 <p>6215 PAR30 Double Gimbal 35°-50° Tilt, Self-flange OD: 7-3/4" [197mm] 6215WH=White Gimbal and Trim 6215BK=Black Gimbal and Trim 6215SN=Satin Nickel Gimbal and Trim 6215TBZ=Tuscan Bronze Gimbal and Trim</p>	 <p>6230 Squirrel Frost Glass Lens, Metal Trim - Showerlight OD: 7-1/4" [183mm] 6230AH=Frost Glass Lens, Aluminum Haze Squirrel Trim 6230PN=Frost Glass Lens, Polished Nickel Squirrel Trim 6230SN=Frost Glass Lens, Satin Nickel Squirrel Trim 6230TBZ=Frost Glass Lens, Tuscan Bronze Squirrel Trim</p>
 <p>6126 Shallow Full Cone Baffle, Self-flange OD: 7-3/4" [197mm] 6126WB=White Baffle and Trim 6126BB=Black Baffle, White Trim</p>	 <p>6222 Regressed PAR30 Adjustable 45° Tilt, Self-flange OD: 7-3/4" [197mm] 6222WB=White Baffle and Trim 6222BB=Black Baffle and Trim 6222SC=Specular Clear Reflector, White Trim 6222H=Haze Reflector, White Trim</p>	 <p>6255 Soft Square, Frost Curve Glass Lens, Self-flange - Showerlight OD: 7-1/4" [183mm] 6255WH=Frost Curve Glass Lens with Reflector, White Plastic Trim 6255SN=Frost Curve Glass Lens with Reflector, Satin Nickel Plastic Trim 6255TBZ=Frost Curve Glass Lens with Reflector, Tuscan Bronze Plastic Trim</p>
<p>Adjustable - Eyeballs & Gimbals</p>  <p>74 PAR30 Eyeball 30° Tilt, Self-flange OD: 8" [203mm] 74P=White Eyeball and Trim</p>	<p>Lenses & Wet Location Showerlights</p>  <p>170 Albalite Lens with Reflector OD: 8" [203mm] 170P=Frosted Albalite Glass Lens, White Trim 170PS=Frosted Albalite Glass Lens, White Plastic Trim, Showerlight, Air-Tite</p>	
 <p>76 PAR38 Gimbal 30° Tilt, Self-flange OD: 8" [203mm] 76P=White Gimbal and Trim</p>		

continued

Notes: (1) Only product configurations with this designated prefix are built to be compliant with the Trade Agreements Act of 1979 (TAA). Please refer to DOMESTIC.PREFERENCES website for more information. Components shipped separately may be separately analyzed under domestic preference requirements. Accessories sold separately will be separately analyzed under domestic preference requirements. Consult factory for further information.

*Outdoor rated lamp only (purchase separately)

Ordering Information

Sample Number: H7ICATNB 6110WB

Order housing, trim and lamp (by others) separately for a complete luminaire.

Domestic Preferences⁽¹⁾

[Blank] = Standard

TAA = Trade Agreements Act

Housing

H7ICATNB = 6" IC, Air-Tite, New Construction Housing, No Socket Bracket, 120V

Trims

Open, Splay & Wall Wash



300 Open Trim with Fixed Socket Bracket.

Self-flange

OD: 7-1/4" [183mm]

300P=Self-flange with White Open Trim

300SN=Self-flange with Satin Nickel Open Trim

300TBZ=Self-flange with Tuscan Bronze Open Trim



327 White Splay Trim with Fixed Socket Bracket.

Self-flange

OD: 7-3/4" [197mm]

327P=White Splay Trim with Socket Bracket



430 Wall Wash with Baffle & Full Reflector

OD: 7-1/4" [183mm]

430W=White Baffle, with Upper Reflector, White Trim

430P=Black Baffle, with Upper Reflector, White Trim

Accessories

Designer Finish Trim Rings

TRM6C=Chrome

TRM6SN=Satin Nickel

TRM6TBZ=Tuscan Bronze

TRM6MB=Black Metal

TRM7MB=Black plastic

Metal 7 1/4" OD. Compatible with 310*, 312*, 376, 378, 400, 404, 405, 410, 416, 419, 420, 424, 425, 426*, 429*, 455CG, 455SC, 456P, 456W, 477, 478, 1412, 1416, 1475.

Oversized Trim Rings

OT400P=6" ID x 9-1/4" OD, Oversized white metal trim ring for designated 6" trims.

OT403P=6" ID x 8" OD, Oversized gloos white plastic trim ring for designated 6" trims.

*Originally supplied with TRM6P white metal trim rings. All others are supplied with white plastic trim rings.

Notes: (1) Only product configurations with this designated prefix are built to be compliant with the Trade Agreements Act of 1979 (TAA). Please refer to [DOMESTIC PREFERENCES](#) website for more information. Components shipped separately may be separately analyzed under domestic preference requirements. Accessories sold separately will be separately analyzed under domestic preference requirements. Consult factory for further information.

*Outdoor rated lamp only (purchase separately)



Cooper Lighting Solutions
1121 Highway 74 South
Peachtree City, GA 30269
P: 770-486-4800
www.cooperlighting.com

Specifications and dimensions subject to change without notice.



LISTED
For use in Halo listed housings.



Select trims are classified for use in others housings.
See www.eaton.com/lighting/legal.