

DESCRIPTION

Ideal for task, accent, office, cove, utility and display lighting, the Halo Undercabinet low-profile design delivers maximum energy savings and life with easy installation. Remote mounted driver is equipped with integral Hi-Low-Off switch. Track sections are available in 12" or 18" lengths and can be field cut to fit almost anywhere. Connector cables in a variety of different lengths make it easy to link one unit to another.

Catalog #		Type
Project		
Comments		Date
Prepared by		

SPECIFICATION FEATURES

Flexible In Design

Patented Magnetic Connector technology provides for unmatched lighting effect flexibility before and after installation. Each luminaire is connected to the low voltage track system with magnetic contact that allows you to locate and relocate them anywhere along the track surface at any time. Adapt the lighting design to a change in environment or simply take advantage of easy installation.

Low Profile System

Low profile track system and luminaires have less than 3/4" overall height with the driver coming in under 1".

Mounting

Each track section secured directly to the mounting surface with fasteners. No separate mounting clip required.

Finish Options

Fixtures and accessories are available in both White (P) and Matte Black (MB) finishes.

Electronic Driver

Electronic driver provides full light output and rated life. Provides flicker free and noise free operation.

Connectors

Flexible connectors available in End-to-End, 6", 24" and 120" lengths allow almost unlimited configurations. Using patented magnetic contact technology, the connectors attach to the track in any convenient location.

Polarity

Luminaires, connectors and Driver may be attached to the track in either orientation.



HU20P



HU20MB

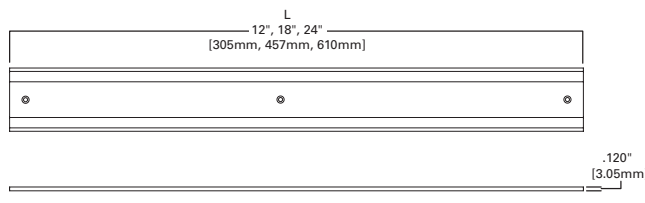
HU20

LED Undercabinet

ORDERING INFORMATION

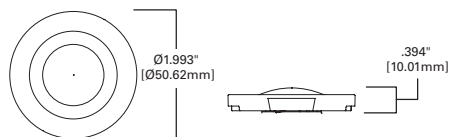
SAMPLE NUMBER: HU2012MB

Track System	Length	Finish
HU20 =Halo LED Undercabinet	12=12" 18=18" 24=24"	P=White MB=Matte Black



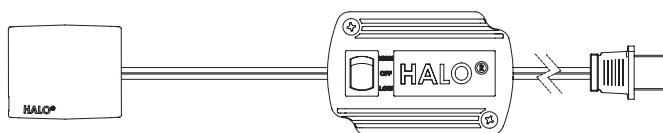
SAMPLE NUMBER: HU20P830P

Luminaire System	Form Factor	CRI	Color Temperature	Finish
HU20 =Halo LED Undercabinet	P=Puck	8=80 CRI	30=3000 K	P=White MB=Matte Black

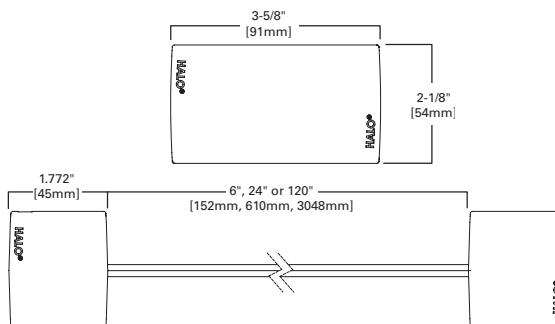


SAMPLE NUMBER: HU20C40P

Power Supply System	Form Factor	Wattage	Finish
HU20 =Halo LED Undercabinet	C=Corded	45=45 Watts	P=White MB=Matte Black



Accessories	Finish
HU201=Linear Connector HU202=6" Connector HU203=24" Connector HU204=120" Connector	P=White MB=Matte Black




ENERGY DATA

Color Temperature: 3000K
Color Rendering Index: 80
Nominal Lumens / Puck: 280
Power Factor: >99
LPW: 47

ACCESSORIES




HU201
Linear Connector



HU202, HU203, HU204
6", 24", 120" Connectors



HU20C45
45W Power Supply

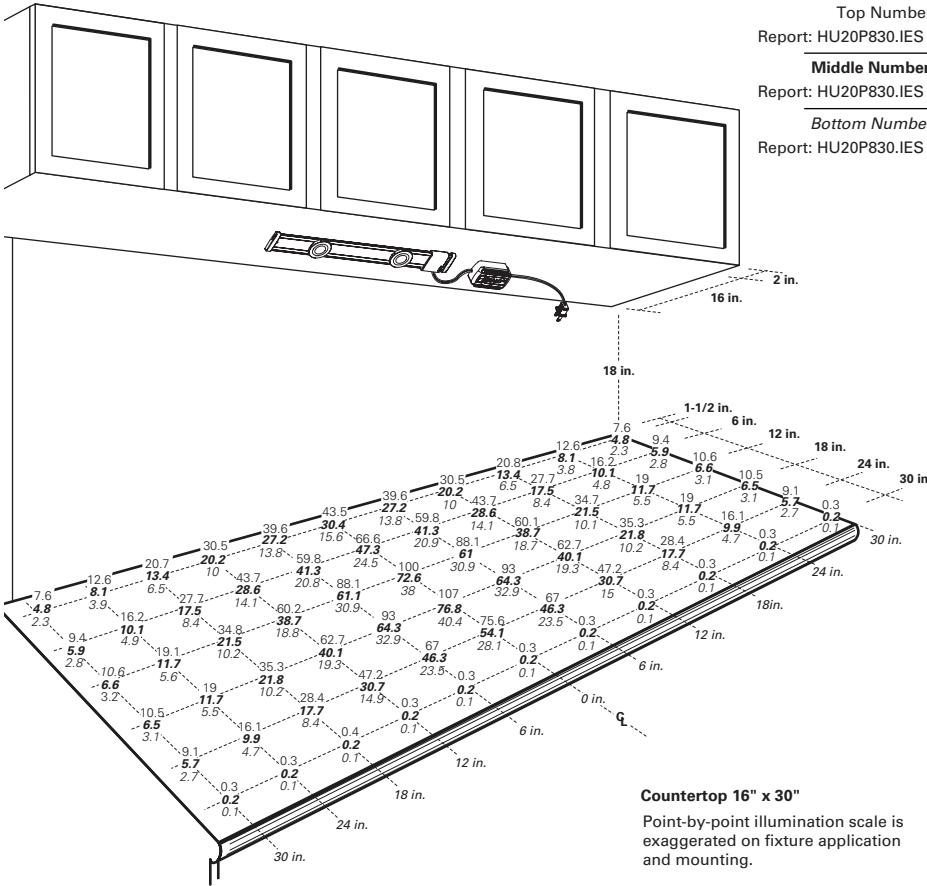


HU20P830
Luminaires

PHOTOMETRY

Fixture Application Illustration

MOUNTING HEIGHT 18"



Countertop 16" x 30"
Point-by-point illumination scale is exaggerated on fixture application and mounting.

# of Luminaires	System Lumens	Wattage	Power Factor	Amps	Efficacy	Lumens / Luminaire	System Watts / Luminaire
1	321	7.3	0.88	0.07	43.7	321	7.3
2	584	12.4	0.89	0.11	47.2	292	6.2
3	807	16.5	0.90	0.13	48.9	269	5.5
4	1021	20.3	0.90	0.18	50.3	255	5.1
5	1210	23.5	0.90	0.21	51.5	242	4.7
6	1384	26.5	0.90	0.24	52.2	231	4.4
7	1551	29.5	0.90	0.27	52.6	222	4.2
8	1711	32.3	0.90	0.29	53.0	214	4.0
9	1862	34.9	0.90	0.32	53.3	207	3.9
10	2023	37.8	0.90	0.34	53.5	202	3.8
11	2176	40.4	0.90	0.37	53.9	198	3.7
12	2323	43.0	0.90	0.39	54.0	194	3.6

Optional Mounting Heights

MOUNTING HEIGHT 15"

Top Number Report - HU20P830.IES	Middle Number Report - HU20P830.IES	Bottom Number Report - HU20P830.IES	
6.2 11.1 19.5 30.1 40.5 44.9 40.4 30.0 19.5 11.1 6.2	3.9 7.1 12.6 19.9 27.9 31.7 27.9 19.9 12.6 7.0 3.9	1.8 3.3 6.0 9.7 14.1 16.3 14.0 9.6 5.9 3.3 1.8	1-1/2"
7.9 14.7 27.1 46.4 67.2 76.3 67.1 46.3 27.1 14.7 7.9	4.9 9.1 16.8 29.9 46.6 55.1 46.6 29.8 16.8 9.1 4.9	2.3 4.4 8.0 14.4 23.6 28.6 23.4 14.3 7.9 4.3 2.2	6"
9.0 17.6 35.8 70.2 113 131 113 70.0 35.8 17.6 9.0	5.6 10.8 21.5 43.5 78.2 98.1 78.1 43.4 21.5 10.8 5.5	2.6 5.0 9.9 20.6 39.2 52.3 39.1 20.4 9.8 4.9 2.5	12"
8.8 17.5 36.6 74.1 122 142 122 74.1 36.5 17.5 8.8	5.4 10.6 21.7 45.5 84.1 107 84.1 45.5 21.7 10.6 5.4	2.5 4.9 10.0 21.4 42.4 57.2 42.2 21.4 9.8 4.8 2.5	18"
7.4 14.1 27.7 51.1 78.4 90.2 78.4 51.1 27.6 14.1 7.4	4.5 8.7 16.9 32.6 54.3 65.7 54.3 32.6 16.9 8.7 4.5	2.1 4.0 7.8 15.5 27.4 34.9 27.4 15.5 7.8 4.0 2.1	24"
0.3 0.3 0.4 0.3 0.4 0.4 0.3 0.4 0.3 0.3 0.3	0.2 0.2 0.3 0.2 0.2 0.2 0.2 0.2 0.2 0.2 0.2	0.1 0.1 0.1 0.1 0.1 0.1 0.1 0.1 0.1 0.1 0.1	30"
30" 24" 18" 12" 6" 0 6" 12" 18" 24" 30"			

MOUNTING HEIGHT 24"

Top Number: Report - HU20P830.IES	Middle Number: Report - HU20P830.IES	Bottom Number: Report - HU20P830.IES	
9.2 14.0 21.0 28.2 34.3 36.7 34.3 28.2 21.0 14.0 9.2	5.9 9.1 13.8 18.9 23.4 25.3 23.4 18.9 13.8 9.1 5.9	2.9 4.4 6.8 9.5 11.9 12.9 11.8 9.4 6.8 4.4 2.9	1-1/2"
11.1 17.4 26.4 36.9 46.1 49.9 46.1 36.9 26.3 17.3 11.1	7.1 11.1 17.2 24.6 31.6 34.6 31.6 24.6 17.2 11.1 7.1	3.4 5.4 8.5 12.2 16.1 17.7 16.0 12.2 8.4 5.4 3.4	6"
12.3 19.5 30.6 44.9 58.0 63.6 58.0 44.8 30.5 19.5 12.3	7.9 12.5 19.7 29.6 39.7 44.2 39.7 29.6 19.7 12.5 7.8	3.8 6.0 9.7 14.7 20.3 22.7 20.3 14.7 9.6 6.0 3.8	12"
12.2 19.5 30.7 45.5 59.1 64.9 59.1 45.5 30.7 19.5 12.2	7.8 12.5 19.7 30.1 40.7 45.4 40.7 30.1 19.7 12.5 7.8	3.7 6.0 9.7 14.9 20.7 23.3 20.7 14.9 9.6 6.0 3.7	18"
11.0 17.2 26.3 37.8 48.5 52.9 48.5 37.8 26.3 17.2 11.0	7.1 11.0 17.1 25.3 33.4 37.1 33.4 25.2 17.1 11.0 7.0	3.4 5.3 8.3 12.5 16.8 19.0 16.8 12.4 8.3 5.3 3.4	24"
0.3 0.2 0.3 0.3 0.3 0.3 0.3 0.3 0.3 0.3 0.3	0.2 0.2 0.2 0.2 0.2 0.2 0.2 0.2 0.2 0.2 0.2	0.1 0.1 0.1 0.1 0.1 0.1 0.1 0.1 0.1 0.1 0.1	30"
30" 24" 18" 12" 6" 0 6" 12" 18" 24" 30"			