


Basics Series™ Retrofit LED Downlight Trims

Economical 4", 5" and 6" LED Trim Modules



JUNO®




Saves up to
85%
in energy costs
when compared to
equivalent incandescent
light source

Juno® Basics Series™ Retrofit LED...

The affordable way to upgrade to LED Lighting

You no longer need to pay a premium to experience all the benefits of LED lighting. With Juno Basics Series Retrofit LED trim modules, upgrading your existing 4", 5", or 6" recessed fixtures is inexpensive and nearly as simple as replacing an incandescent lamp.

Ultra-efficient Basics Series Retrofit LED Trims are offered in two lumen packages. The 13.5-watt RLD Series provides up to 1000 lumens, while the 10-watt RLD Series offers up to 700 lumens. Both lumen packages offer energy savings of up to 85%. Plus, with a rated service life of 44,000 hours, Basics Series LED retrofits last about 18-times longer than incandescents, providing many years of maintenance-free operation. Additionally, they are ENERGY STAR® Certified and may qualify for local utility rebates.

 Juno Basics Series Retrofit LED Downlight Trims last 18-times longer than incandescent with up to 85% energy savings.



Index



4"

4RLD Series



5"

5RLD Series



6"

6RLD Series

Full featured and looking good

Juno Retrofit LED Basics Series trim modules don't scrimp on aesthetics. The aluminum housings feature a white baffle with a built-in flange. A deeply regressed diffusing lens conceals the LEDs from direct view and provides uniform aperture luminance. With color temperatures of 2700K, 3000K or 3500K and CRI of 90 minimum, the trims offer superb light quality and superior color rendering and consistency. These handsome modules blend nicely with the ceiling and enhance the appearance of any room in the house, including kitchens, living rooms, and bathrooms. Basics Series LED retrofits operate on 120VAC and are dimmable to 5% with many incandescent, magnetic low-voltage, or electronic low-voltage wall box dimmers.



Fast, easy installation

Installing Juno Retrofit LED Basics Series trims could not be easier. They can be quickly installed into Juno 4", 5", or 6" housings or virtually any other manufacturers' standard or shallow, new-construction or remodel, IC or Non-IC housing equipped with a medium-base socket. Basics Series LED retrofit modules are provided with a medium-base socket adapter with quick-connect that screws into the existing housing. After making the plug-in connection, the module is inserted into the housing and is held securely in place with the attached springs ... simple as that. And Basics Series LED retrofits are backed with a five-year warranty.



Simply screw the included socket adapter with quick connect plug into virtually any medium-base recessed housing.



Plug quick-connector into the electrical lead on Basics Series LED module. (Socket adapter/quick connector not needed for installation in Juno Quick-Connect T24 housings.)



Insert all-in-one LED trim module into housing. It's simple! Springs secure trim module in housing.

4RLD

Saves up to **80%** in energy costs when compared to equivalent incandescent light source

Juno® 4" Retrofit LED Basics Series Trim Modules

These LED retrofit trim modules are the easy, economical way to upgrade existing 4" recessed downlight housings to ultra-efficient LED illumination. Available in two lumen packages, they produce 650 lumens from just 10-watts or up to over 900 lumens from only 13.5 watts, offering energy cost savings of up to 80% compared to equivalent incandescent fixtures. With a rated service life of 44,000 hours, they provide many years of maintenance-free operation while delivering exceptionally accurate color rendering of 90 CRI minimum.

Product Specifications

4RLD



Medium-base socket whip adapter included with trims

- Delivers 650 lumens at 10-watts input, or up to over 900 lumens from 13.5-watts with 90 CRI minimum
- 2700K, 3000K or 3500K color temperatures
- Fast, easy, retrofit installation in almost any medium-base 4" housing using included socket adapter and quick connect
- Very affordable with no compromise in Juno quality
- Durable die-cast aluminum construction
- Knife-edge, white baffle trim with regressed lens
- Dimmable to 5% with many incandescent, magnetic low-voltage, or electronic low-voltage wall box dimmers
- Rated for use in IC (insulated ceiling) or non-IC housings
- 5-year limited warranty

Compatible Housings

Compatible with many 4" standard or shallow Juno-brand and alternative housings:

- Juno housings: IC1 and TC1 Series
- VuLite® housings: V4IC and V4TC Series
- Juno Quick-Connect LED housings: IC1 LEDT24 and IC1R LEDT24
- Lithonia® housings: L3 Series
- Halo® housings: H99 Series
- Thomas® housings: PS4 Series
- Capri® housings: P4 Series, R4 Series

Juno Dedicated LED T24 Housings

Catalog #: IC1 LEDT24
Description: 4" IC New Construction



12¼" L x 6¾" W x 6" H
Ceiling cutout: 4½" diameter

Catalog #: IC1R LEDT24
Description: 4" IC Remodel



12" L x 4¼" W x 5½" H
Ceiling cutout: 4¾" diameter

Regulatory Listings & Standards



Approved for use in Wet Locations (indoor covered ceilings only)

ENERGY STAR® Certified

AIR-LOC Meets IECC air leakage requirements per ASTM E283

UL and C-UL Classified

RoHS Compliant

Catalog #	CI Code	Description
4RLD G2 06LM 27K 90CRI 120 FRPC WWH	*243V4K	4" LED retrofit baffle trim, 650 Lumens, 2700K
4RLD G2 06LM 30K 90CRI 120 FRPC WWH	*243V4M	4" LED retrofit baffle trim, 650 Lumens, 3000K
4RLD G2 06LM 35K 90CRI 120 FRPC WWH	*243V4P	4" LED retrofit baffle trim, 650 Lumens, 3500K
4RLD G2 09LM 27K 90CRI 120 FRPC WWH	*243V4L	4" LED retrofit baffle trim, 900 Lumens, 2700K
4RLD G2 09LM 30K 90CRI 120 FRPC WWH	*243V4N	4" LED retrofit baffle trim, 900 Lumens, 3000K
4RLD G2 09LM 35K 90CRI 120 FRPC WWH	*243V4R	4" LED retrofit baffle trim, 900 Lumens, 3500K

Qualified Dimmers

Compatible with incandescent, magnetic low voltage or electronic low voltage wall box dimmers. See specifications for a list of factory recommended dimmer models.

5RLD

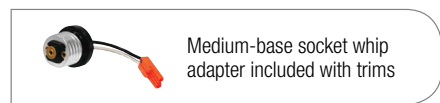
Saves up to **85%** in energy costs when compared to equivalent incandescent light source

Juno® 5" Retrofit LED Basics Series Trim Modules

These LED retrofit trim modules are the easy, economical way to upgrade existing 5" recessed downlight housings to ultra-efficient LED illumination. Available in two lumen packages, they produce 700 lumens from just 10-watts or up to over 950 lumens from 13.5-watts, offering energy cost savings of up to 85% compared to equivalent incandescent fixtures. With a rated service life of 44,000 hours, they provide many years of maintenance-free operation while delivering exceptionally accurate color rendering of 90 CRI minimum.

Product Specifications

5RLD



Medium-base socket whip adapter included with trims

- Delivers 700 lumens at 10-watts input, or up to over 950 lumens from 13.5-watts with 90 CRI minimum
- 2700K, 3000K or 3500K color temperatures
- Fast, easy, retrofit installation in almost any medium-base 5" housing using included socket adapter and quick connect
- Very affordable with no compromise in Juno quality
- Durable die-cast aluminum construction
- Knife-edge, white baffle trim with regressed lens
- Dimmable to 5% with many incandescent, magnetic low-voltage, or electronic low-voltage wall box dimmers
- Rated for use in IC (insulated ceiling) or non-IC housings
- 5-year limited warranty

Compatible Housings

Compatible with many 5" standard or shallow Juno-brand and alternative housings:

- Juno housings: IC20, IC25, and TC20 Series
- VuLite® housings: V5IC and V5TC Series
- Juno Quick-Connect LED housings: IC20 LEDT24 and IC20R LEDT24
- Lithonia® housings: L5 Series
- Halo® housings: H5 and H25 Series
- Thomas® housings: PS5 Series
- Capri® housings: R5, CR5, and QL5 Series

Juno Dedicated LED T24 Housings

Catalog #: IC20 LEDT24

Description: 5" IC New Construction



11 1/2" L x 6 3/4" W x 7 1/2" H
Ceiling cutout: 5 5/8" diameter

Catalog #: IC20R LEDT24

Description: 5" IC Remodel



12 1/2" L x 5 3/4" W x 7 1/2" H
Ceiling cutout: 5 1/2" Diameter

Regulatory Listings & Standards



Approved for use in Wet Locations (indoor covered ceilings only)



Meets IECC air leakage requirements per ASTM E283



ENERGY STAR® Certified

UL and C-UL Classified

RoHS Compliant

Catalog #	CI Code	Description
5RLD G2 07LM 27K 90CRI 120 FRPC WWH	*243V6F	5" LED retrofit baffle trim, 700 Lumens, 2700K
5RLD G2 07LM 30K 90CRI 120 FRPC WWH	*243V6H	5" LED retrofit baffle trim, 700 Lumens, 3000K
5RLD G2 07LM 35K 90CRI 120 FRPC WWH	*243V6K	5" LED retrofit baffle trim, 700 Lumens, 3500K
5RLD G2 09LM 27K 90CRI 120 FRPC WWH	*243V6G	5" LED retrofit baffle trim, 900 Lumens, 2700K
5RLD G2 09LM 30K 90CRI 120 FRPC WWH	*243V6J	5" LED retrofit baffle trim, 900 Lumens, 3000K
5RLD G2 09LM 35K 90CRI 120 FRPC WWH	*243V6L	5" LED retrofit baffle trim, 900 Lumens, 3500K

Qualified Dimmers

Compatible with incandescent, magnetic low voltage or electronic low voltage wall box dimmers. See specifications for a list of factory recommended dimmer models.

6RLD

Saves up to **85%** in energy costs when compared to equivalent incandescent light source

Juno® 6" Retrofit LED Basics Series Trim Modules

These LED retrofit trim modules are the easy, economical way to upgrade existing 6" recessed downlight housings to ultra-efficient LED illumination. Available in two lumen packages, they produce 700 lumens from just 10-watts, or up to 1,000 lumens from just 13.5-watts, offering energy cost savings of up to 85% compared to equivalent incandescent fixtures. With a rated service life of 44,000 hours, they provide many years of maintenance-free operation while delivering exceptionally accurate color rendering of 90 CRI minimum.

Product Specifications

6RLD



Medium-base socket whip adapter included with trims

- Delivers 700 lumens at 10-watts input, or up to 1,000 lumens from 13.5 watts with 90 CRI minimum
- 2700K, 3000K or 3500K color temperatures
- Fast, easy, retrofit installation in almost any medium-base 6" housing using included socket adapter and quick connect
- Very affordable with no compromise in Juno quality
- Durable die-cast aluminum construction
- Knife-edge, white baffle trim with regressed lens
- Dimmable to 5% with many incandescent, magnetic low-voltage, or electronic low-voltage wall box dimmers
- Rated for use in IC (insulated ceiling) or non-IC housings
- 5-year limited warranty

Compatible Housings

Compatible with many 6" standard or shallow Juno-brand and alternative housings:

- Juno housings: IC2, IC21, IC22, IC23, and TC2 Series
- VuLite® housings: V6IC and V6TC Series
- Juno Quick-Connect LED housings: IC23 LEDT24 and IC23R LEDT24
- Lithonia® housings: L7X and LC6 Series
- Halo® housings: H7 and H25 Series
- Thomas® housings: PS1 and PS3 Series
- Capri® housings: CR1, PR1, QL6, and R9ASIC Series

Juno Dedicated LED T24 Housings

Catalog #: IC23 LEDT24

Description: 6" IC New Construction



13¼" L x 7½" W x 7¼" H
Ceiling cutout: 6⅞" diameter

Catalog #: IC23R LEDT24

Description: 6" IC Remodel



13¼" L x 7⅞" W x 7¼" H
Ceiling cutout: 6¾" diameter

Regulatory Listings & Standards



Approved for use in Wet Locations (indoor covered ceilings only)



Meets IECC air leakage requirements per ASTM E283

UL and C-UL Classified

RoHS Compliant



ENERGY STAR® Certified

Catalog #	CI Code	Description
6RLD G2 07LM 27K 90CRI 120 FRPC WWH	*243VER	6" LED retrofit baffle trim, 700 Lumens, 2700K
6RLD G2 07LM 30K 90CRI 120 FRPC WWH	*243VEU	6" LED retrofit baffle trim, 700 Lumens, 3000K
6RLD G2 07LM 35K 90CRI 120 FRPC WWH	*243VEW	6" LED retrofit baffle trim, 700 Lumens, 3500K
6RLD G2 10LM 27K 90CRI 120 FRPC WWH	*243VET	6" LED retrofit baffle trim, 1000 Lumens, 2700K
6RLD G2 10LM 30K 90CRI 120 FRPC WWH	*243VEV	6" LED retrofit baffle trim, 1000 Lumens, 3000K
6RLD G2 10LM 35K 90CRI 120 FRPC WWH	*243VEX	6" LED retrofit baffle trim, 1000 Lumens, 3500K

Qualified Dimmers

Compatible with incandescent, magnetic low voltage or electronic low voltage wall box dimmers. See specifications for a list of factory recommended dimmer models.

Accessories

Catalog #	Description
V6RLTRB	 Torsion receiver bracket kit to install 6RLD into housings that do not have torsion receivers



LEDs ... a modern marvel

LEDs are a technological marvel that reduce energy consumption and help preserve the environment. In addition to helping reduce the carbon emissions that contribute to global warming, LEDs contain no harmful mercury, lead, or other toxins. They are RoHS compliant and emit no damaging UV or IR rays.

- Kitchens
- Living Rooms
- Bathrooms
- Home Offices
- Recreation Rooms
- Any room in the home

Juno Basics Series LED retrofit modules offer economical, energy-efficient lighting solutions throughout the house.



©2017 Acuity Brands Lighting, Inc. The marks appearing in this catalog are trademarks of Acuity Brands Lighting, Inc. Products shown in this brochure may be covered by U.S. and international patents and patents pending. Specifications subject to change without notice. Printed in the U.S.A.