

## IG Series

### Surge Protective Devices

The IG Series Surge Protective Devices are designed for a variety of Type 1 and Type 2 applications. Type 1 applications include outdoor installations before service entrances and utility meter cabinets. Type 2 applications include installations after service entrances. CSA listed to ANSI/UL 1449 3rd edition, the IG series is approved for residential/light commercial services (AC power, telephone and/or cable).

### Features

- Green LED indicates surge protection status
- ON LED indicates device is energized and providing protection
- OFF LED indicates device may still be energized but protection is diminished and the unit should be replaced

### Ratings

- IG1300-2T-1C3:**
- Six modes of surge protection (L1-N, L2-N, L1-G, L2-G, N-G, L1-L2)
  - Provides protection for two telephone lines (analog phone line, modem, or DSL) and one coax line (cable TV, cable internet, or satellite TV)
  - CSA listed to UL 1449 3rd Edition
  - Type 3R outdoor rainproof enclosure for indoor/outdoor installations (9.38" H x 5.25" W x 4.0" D)
  - Wire configuration: L1, L2, N, GND
  - Limited 5-year warranty
- IG1300-4T-2C3:**
- Six modes of surge protection (L1-N, L2-N, L1-G, L2-G, N-G, L1-L2)
  - Provides protection for four telephone lines (analog phone line, modem, or DSL) and two coax lines (cable TV, cable internet, or satellite TV)
  - CSA listed to UL 1449 3rd Edition
  - Type 3R outdoor rainproof enclosure for indoor/outdoor installations (9.38" H x 5.25" W x 4.0" D)
  - SPD wire configuration: L1, L2, N, GND
  - Limited 5-year warranty
- IG1240RC3:**
- Six modes of surge protection (L1-N, L2-N, L1-G, L2-G, N-G, L1-L2)
  - CSA listed to ANSI/UL 1449 3rd Edition
  - Type 3R outdoor rainproof enclosure for indoor/outdoor installations
  - Plastic housing (4.20" H x 4.20" W x 3.33" D)
  - SPD wire configuration: L1, L2, N, GND
  - Limited 5-year warranty
- IG3240RC3:**
- Six modes of surge protection (L1-N, L2-N, L1-G, L2-G, N-G, L1-L2)
  - CSA listed to ANSI/UL 1449 3rd Edition
  - Type 3R outdoor rainproof enclosure for indoor/outdoor installations
  - Metal housing (6.28" H x 4.40" W x 3.71" D)
  - Wire configuration: L1, L2, N, GND
  - Limited 10-year warranty

Project: \_\_\_\_\_

Location: \_\_\_\_\_

Product Type: \_\_\_\_\_

Contact/Phone: \_\_\_\_\_

Model #: \_\_\_\_\_



Model Number	Service Voltage	Phase	Leads#/Length	Gauge	Nominal Discharge Current	SSCR	MCOV	VPR L-N, L-L, L-G, N-G
SPD Type 2								
IG1300-2T-1C3	120/240 VAC	2	4/24"	12	20 kA	50 kA	150 L-N, N-G 300 L-L, L-G	700 L-N, 1200 L-L, 1200 L-G, 700 N-G
IG1300-4T-2C3	120/240 VAC	2	4/24"	12	20 kA	50 kA	150 L-N, N-G 300 L-L, L-G	700 L-N, 1200 L-L, 1200 L-G, 700 N-G
SPD Type 1 or 2								
IG1240RC3	120/240 VAC	2	4/30"	12	20 kA	50 kA	150 L-N, N-G 300 L-L, L-G	700 L-N, 1200 L-L, 1200 L-G, 700 N-G
IG3240RC3	120/240 VAC	2	4/30"	12	20 kA	50 kA	150 L-N, N-G 300 L-L, L-G	700 L-N, 1200 L-L, 1200 L-G, 700 N-G

SSCR = Short Circuit Current Rating

MCOV = Maximum Continuous Operation Voltage

VPR = Voltage Protection Rating

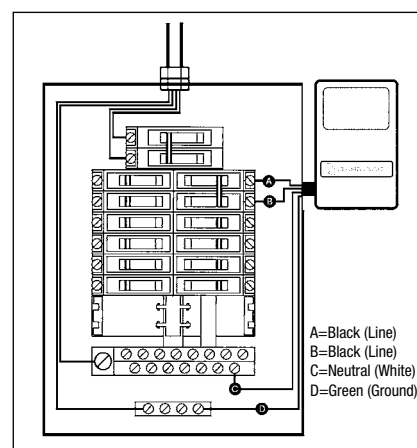
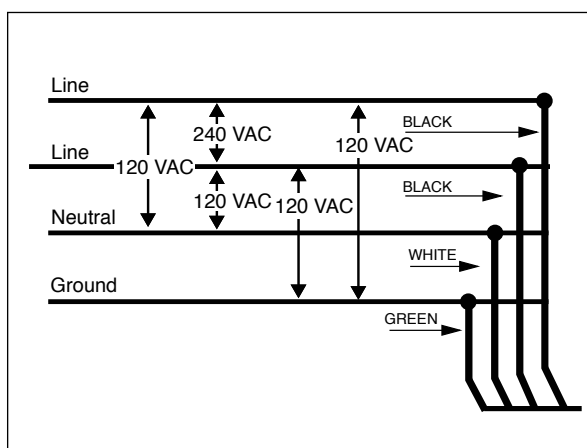
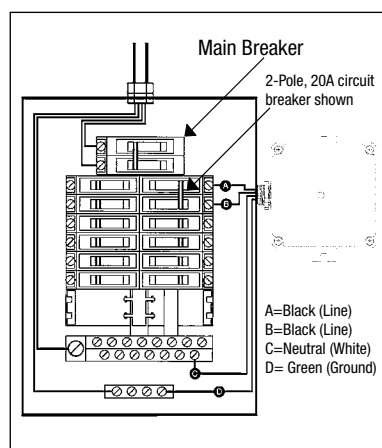
SPD Type 1= applications include outdoor installations before service entrances and utility meter cabinets

SPD Type 2= applications include installations after service entrances

## Specification

The Surge Protective Device shall be listed by CSA to ANSI/UL 1449 3rd Edition for Type 1 and Type 2 locations. The Surge Protective Device shall provide protection between each phase conductor and ground. The Maximum Continuous Operating Voltage (MCOV) shall be a minimum of \_\_\_\_volts AC between phase and ground. When subjected to the ANSI / UL 1449 3rd Edition 20kA test impulses, the Voltage Protection Rating shall be no greater than 700 volts Line to Neutral, 1200 volts Line to Line. The Surge Protective Device shall employ Large MOV technology and provide individual component thermal protection and monitoring, utilizing a green LED status indicator. The failure of a single component turns the LED OFF. The IG1240RC3 rainproof housing shall be constructed of UV resistant polycarbonate, or material of equal strength and UV resistance, and tested to UL Type 3R standards for outdoor use. A one half inch polycarbonate threaded nipple and metal locknut shall be provided. Leads shall be 12 gauge minimum and 24 inches in length. The IG3240RC3 rainproof housing shall be formed of 18 gauge powder coated sheet metal tested to UL Type 3R standards for outdoor use. (A one half inch threaded nipple and metal locknut shall be provided). Leads shall be 12 gauge minimum and 24 inches in length. The Surge Protective Device shall carry a 5-year product warranty (IG3240RC3 10-year warranty) and also carry a \$\_\_\_\_\_ connected equipment coverage warranty for five years on appliances and electronics.

## Diagrams



## IG Series

### Surge Protective Devices

The IG Series Surge Protective Devices are designed for a variety of Type 1 and Type 2 applications. Type 1 applications include outdoor installations before service entrances and utility meter cabinets. Type 2 applications include installations after service entrances. CSA listed to ANSI/UL 1449 3rd edition, the IG series is approved for residential/light commercial services (AC power, telephone and/or cable).

### Features

- Green LED indicates surge protection status
- ON LED indicates device is energized and providing protection
- OFF LED indicates device may still be energized but protection is diminished and the unit should be replaced

### Ratings

- IG1300-2T-1C3:**
- Six modes of surge protection (L1-N, L2-N, L1-G, L2-G, N-G, L1-L2)
  - Provides protection for two telephone lines (analog phone line, modem, or DSL) and one coax line (cable TV, cable internet, or satellite TV)
  - CSA listed to UL 1449 3rd Edition
  - Type 3R outdoor rainproof enclosure for indoor/outdoor installations (9.38" H x 5.25" W x 4.0" D)
  - Wire configuration: L1, L2, N, GND
  - Limited 5-year warranty
- IG1300-4T-2C3:**
- Six modes of surge protection (L1-N, L2-N, L1-G, L2-G, N-G, L1-L2)
  - Provides protection for four telephone lines (analog phone line, modem, or DSL) and two coax lines (cable TV, cable internet, or satellite TV)
  - CSA listed to UL 1449 3rd Edition
  - Type 3R outdoor rainproof enclosure for indoor/outdoor installations (9.38" H x 5.25" W x 4.0" D)
  - SPD wire configuration: L1, L2, N, GND
  - Limited 5-year warranty
- IG1240RC3:**
- Six modes of surge protection (L1-N, L2-N, L1-G, L2-G, N-G, L1-L2)
  - CSA listed to ANSI/UL 1449 3rd Edition
  - Type 3R outdoor rainproof enclosure for indoor/outdoor installations
  - Plastic housing (4.20" H x 4.20" W x 3.33" D)
  - SPD wire configuration: L1, L2, N, GND
  - Limited 5-year warranty
- IG3240RC3:**
- Six modes of surge protection (L1-N, L2-N, L1-G, L2-G, N-G, L1-L2)
  - CSA listed to ANSI/UL 1449 3rd Edition
  - Type 3R outdoor rainproof enclosure for indoor/outdoor installations
  - Metal housing (6.28" H x 4.40" W x 3.71" D)
  - Wire configuration: L1, L2, N, GND
  - Limited 10-year warranty

Project: \_\_\_\_\_

Location: \_\_\_\_\_

Product Type: \_\_\_\_\_

Contact/Phone: \_\_\_\_\_

Model #: \_\_\_\_\_



Model Number	Service Voltage	Phase	Leads#/Length	Gauge	Nominal Discharge Current	SSCR	MCOV	VPR L-N, L-L, L-G, N-G
SPD Type 2								
IG1300-2T-1C3	120/240 VAC	2	4/24"	12	20 kA	50 kA	150 L-N, N-G 300 L-L, L-G	700 L-N, 1200 L-L, 1200 L-G, 700 N-G
IG1300-4T-2C3	120/240 VAC	2	4/24"	12	20 kA	50 kA	150 L-N, N-G 300 L-L, L-G	700 L-N, 1200 L-L, 1200 L-G, 700 N-G
SPD Type 1 or 2								
IG1240RC3	120/240 VAC	2	4/30"	12	20 kA	50 kA	150 L-N, N-G 300 L-L, L-G	700 L-N, 1200 L-L, 1200 L-G, 700 N-G
IG3240RC3	120/240 VAC	2	4/30"	12	20 kA	50 kA	150 L-N, N-G 300 L-L, L-G	700 L-N, 1200 L-L, 1200 L-G, 700 N-G

SSCR = Short Circuit Current Rating  
MCOV = Maximum Continuous Operation Voltage  
VPR = Voltage Protection Rating

SPD Type 1= applications include outdoor installations before service entrances and utility meter cabinets  
SPD Type 2= applications include installations after service entrances

## Specification

The Surge Protective Device shall be listed by CSA to ANSI/UL 1449 3rd Edition for Type 1 and Type 2 locations. The Surge Protective Device shall provide protection between each phase conductor and ground. The Maximum Continuous Operating Voltage (MCOV) shall be a minimum of \_\_\_\_volts AC between phase and ground. When subjected to the ANSI / UL 1449 3rd Edition 20kA test impulses, the Voltage Protection Rating shall be no greater than 700 volts Line to Neutral, 1200 volts Line to Line. The Surge Protective Device shall employ Large MOV technology and provide individual component thermal protection and monitoring, utilizing a green LED status indicator. The failure of a single component turns the LED OFF. The IG1240RC3 rainproof housing shall be constructed of UV resistant polycarbonate, or material of equal strength and UV resistance, and tested to UL Type 3R standards for outdoor use. A one half inch polycarbonate threaded nipple and metal locknut shall be provided. Leads shall be 12 gauge minimum and 24 inches in length. The IG3240RC3 rainproof housing shall be formed of 18 gauge powder coated sheet metal tested to UL Type 3R standards for outdoor use. (A one half inch threaded nipple and metal locknut shall be provided). Leads shall be 12 gauge minimum and 24 inches in length. The Surge Protective Device shall carry a 5-year product warranty (IG3240RC3 10-year warranty) and also carry a \$\_\_\_\_\_ connected equipment coverage warranty for five years on appliances and electronics.

## Diagrams

