

Construction grade isolated ground straight blade duplex receptacles

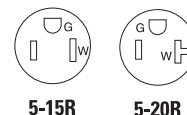
Project Name:	Prepared By:
Project Number:	Date:
Catalog Number:	Type:



IG5362

Description

2-Pole, 3-Wire Grounding
15A 125V/AC;
20A 125V/AC
NEMA 5-15, 5-20



Design features

- High impact- and chemical-resistant nylon face maintains receptacle integrity
- All terminal and mounting screws triple combination (slot/Phillips/Robertson) head for maximum installer flexibility
- Automatic grounding system eliminates need for bonding jumper in grounded metal enclosures
- Extra long/wide mounting strap maintains assembly security and helps reach oversize cutouts

Table 1. Construction Grade Isolated Ground Duplex Receptacles, Back & Side Wire

Catalog No.	Description	Amps	Volts	Color Suffix
<input type="checkbox"/> IG5262__	NEMA 5-15R IG Duplex Receptacle, 15 Back & Side Wire	15	125	GY, RD, RN, V, W
<input type="checkbox"/> IG5362__	NEMA 5-20R IG Duplex Receptacle, 20 Back & Side Wire	20	125	BK, GY, RD, RN, V, W

Compliances, specifications and availability are subject to change without notice.

EAT•N

Powering Business Worldwide

Project Name:	Prepared By:
Project Number:	Date:
Catalog Number:	Type:

Applications

Construction grade duplex receptacles are challenged on a daily basis to provide a consistent, reliable means of connectivity in a wide variety of environments including commercial office spaces. The breadth of Arrow Hart's line of straight blade receptacles provide solutions to all environments and applications. High impact and chemical resistant nylon faces withstand abuse to maintain structural integrity. The durable contact designs provide long life blade retention. Arrow Hart's line of construction grade isolated ground receptacles utilize our exclusive 0.030" solid brass, non-riveted, integral one-piece isolated grounding shunt system to assure ground integrity under the heaviest use and is designed to provide a dependable, long lasting user experience.

Table 2. Specifications

Catalog No.	IG5262, IG5362 Series
Device Type	Construction Grade Isolated Ground Duplex Receptacles
Wiring Type	Back & side wire
Testing & Code Compliance	<ul style="list-style-type: none"> • cULus Listed to UL 498, file no. E15058 • UL verified to Federal Spec. WC-596G • cULus certified to CSA spec C22.2, no. 42 • NOM certified
Environmental Specifications	Flammability: Meets UL 94 requirements; V2 rated Temperature Rating: -20°C to 70°C (-4°F to 158°F)
Electrical Specifications	Dielectric Voltage: Withstands 2000V per UL 498 Current Interrupting: Yes, at full-rated current Temperature Rise: Max. 30°C (86°F) after 250 cycles of overload @ 200% of rated current (DC)
Mechanical Specifications	Terminal Accommodation: #14 - 10 AWG Voltage Ratings: Permanently marked on device

Table 3. Materials

Catalog No.	IG5262, IG5362 Series
Face	Nylon
Base	Nylon
Strap	0.040" thick steel
Auto Ground	Brass staple
Line Contacts	0.030" thick 3-leaf brass
Ground Contact	0.030" thick brass grounding shunt
Terminal Screws	#8-32 steel, brass plated
Ground Screw	#8-32 steel, zinc-plated (green)

Table 4. Color Ordering Information

For ordering devices, include Cat. No. followed by the color code: BK (Black), GY (Gray), RD (Red), RN (Orange), V (Ivory), W (White)

BK	GY	RD	RN	V	W
Black	Gray	Red	Orange	Ivory	White

Construction grade isolated ground straight blade duplex receptacles

Technical Data
Effective December 2014

Project Name:	Prepared By:
Project Number:	Date:
Catalog Number:	Type:

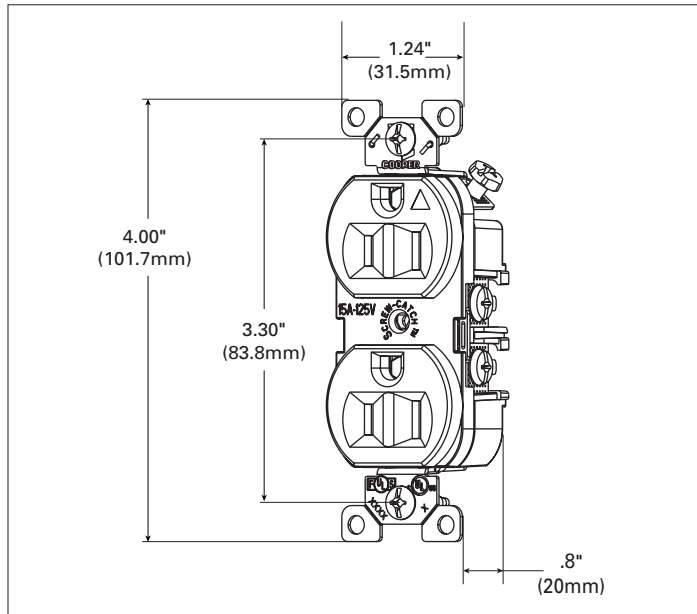


Figure 1. IG5262 Line Art with Dimensions

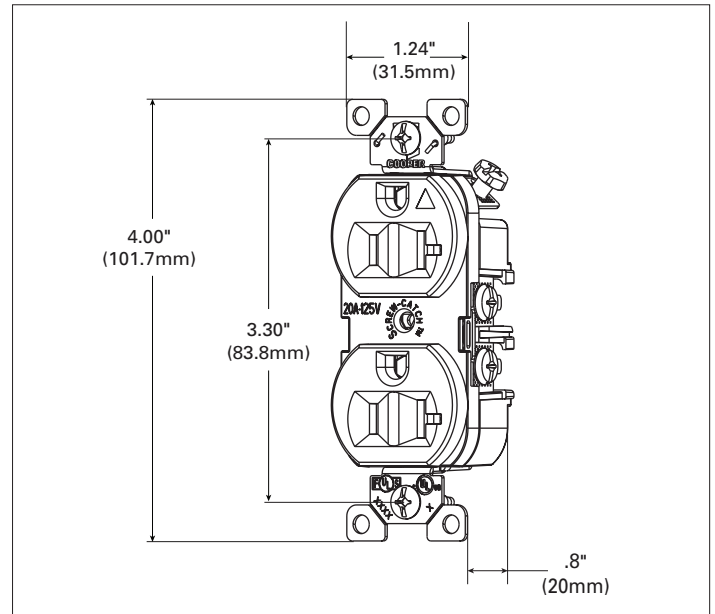


Figure 2. IG5362 Line Art with Dimensions

Certifications & Compliances

Catalog No.							
IG5262	•	•	•				
IG5362	•	•	•				

KEY: cULus UL Fed Spec NOM
 Arrowlink Build-To-Spec ROHS

Parts are manufactured and designed in accordance with article 4 of the European Union's RoHS2 directive 2011/65/EU

Build-To-Spec Customizable Devices

Compliances, specifications and availability are subject to change without notice.

Electrical Sector
203 Cooper Circle
Peachtree City, GA 30269
United States
Eaton.com
Cooperwiringdevices.com

Electrical Sector
Canada Operations
5925 McLaughlin Road
Mississauga, Ontario, L5R 1B8
Canada
EatonCanada.ca
Cooperwiringdevices.com

Electrical Sector
Mexico Operations
Carr. Tlalnepantla -
Cuautitlan Km 17.8 s/n
Col. Villa Jardin esq.
Cerrada 8 de Mayo
Cuautitlan, Mexico CP 54800
Mexico
Eaton.mx
Cooperwiringdevices.com

Eaton
1000 Eaton Boulevard
Cleveland, OH 44122
United States
Eaton.com

© 2014 Eaton
All Rights Reserved
Printed in USA
Publication No. E125-0146-14
December 2014

EATON
Powering Business Worldwide

Eaton is a registered trademark.

All other trademarks are property
of their respective owners.

Construction grade isolated ground straight blade duplex receptacles

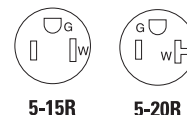
Project Name:	Prepared By:
Project Number:	Date:
Catalog Number:	Type:



IG5362

Description

2-Pole, 3-Wire Grounding
15A 125V/AC;
20A 125V/AC
NEMA 5-15, 5-20



Design features

- High impact- and chemical-resistant nylon face maintains receptacle integrity
- All terminal and mounting screws triple combination (slot/Phillips/Robertson) head for maximum installer flexibility
- Automatic grounding system eliminates need for bonding jumper in grounded metal enclosures
- Extra long/wide mounting strap maintains assembly security and helps reach oversize cutouts

Table 1. Construction Grade Isolated Ground Duplex Receptacles, Back & Side Wire

Catalog No.	Description	Amps	Volts	Color Suffix
<input type="checkbox"/> IG5262__	NEMA 5-15R IG Duplex Receptacle, 15 Back & Side Wire	15	125	GY, RD, RN, V, W
<input type="checkbox"/> IG5362__	NEMA 5-20R IG Duplex Receptacle, 20 Back & Side Wire	20	125	BK, GY, RD, RN, V, W

Compliances, specifications and availability are subject to change without notice.

EAT•N

Powering Business Worldwide

Project Name:	Prepared By:
Project Number:	Date:
Catalog Number:	Type:

Applications

Construction grade duplex receptacles are challenged on a daily basis to provide a consistent, reliable means of connectivity in a wide variety of environments including commercial office spaces. The breadth of Arrow Hart's line of straight blade receptacles provide solutions to all environments and applications. High impact and chemical resistant nylon faces withstand abuse to maintain structural integrity. The durable contact designs provide long life blade retention. Arrow Hart's line of construction grade isolated ground receptacles utilize our exclusive 0.030" solid brass, non-riveted, integral one-piece isolated grounding shunt system to assure ground integrity under the heaviest use and is designed to provide a dependable, long lasting user experience.

Table 2. Specifications

Catalog No.	IG5262, IG5362 Series
Device Type	Construction Grade Isolated Ground Duplex Receptacles
Wiring Type	Back & side wire
Testing & Code Compliance	<ul style="list-style-type: none"> • cULus Listed to UL 498, file no. E15058 • UL verified to Federal Spec. WC-596G • cULus certified to CSA spec C22.2, no. 42 • NOM certified
Environmental Specifications	Flammability: Meets UL 94 requirements; V2 rated Temperature Rating: -20°C to 70°C (-4°F to 158°F)
Electrical Specifications	Dielectric Voltage: Withstands 2000V per UL 498 Current Interrupting: Yes, at full-rated current Temperature Rise: Max. 30°C (86°F) after 250 cycles of overload @ 200% of rated current (DC)
Mechanical Specifications	Terminal Accommodation: #14 - 10 AWG Voltage Ratings: Permanently marked on device

Table 3. Materials

Catalog No.	IG5262, IG5362 Series
Face	Nylon
Base	Nylon
Strap	0.040" thick steel
Auto Ground	Brass staple
Line Contacts	0.030" thick 3-leaf brass
Ground Contact	0.030" thick brass grounding shunt
Terminal Screws	#8-32 steel, brass plated
Ground Screw	#8-32 steel, zinc-plated (green)

Table 4. Color Ordering Information

For ordering devices, include Cat. No. followed by the color code: BK (Black), GY (Gray), RD (Red), RN (Orange), V (Ivory), W (White)

BK	GY	RD	RN	V	W
Black	Gray	Red	Orange	Ivory	White

Construction grade isolated ground
straight blade duplex receptacles

Technical Data
Effective December 2014

Project Name:	Prepared By:
Project Number:	Date:
Catalog Number:	Type:

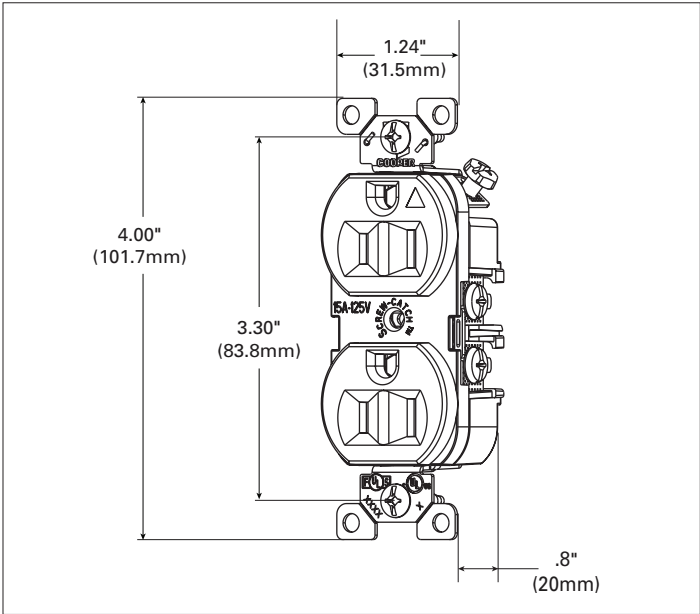


Figure 1. IG5262 Line Art with Dimensions

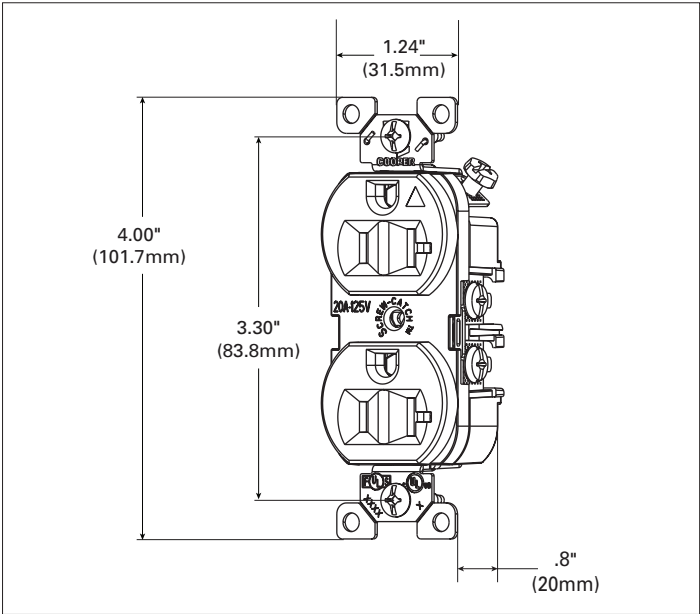


Figure 2. IG5362 Line Art with Dimensions

Certifications & Compliances

Catalog No.							
IG5262	•	•	•				
IG5362	•	•	•				

KEY: cULus UL Fed Spec NOM
 Arrowlink Build-To-Spec ROHS

Parts are manufactured and designed in accordance with article 4 of the European Union's RoHS2 directive 2011/65/EU

Build-To-Spec Customizable Devices

Compliances, specifications and availability are subject to change without notice.

Electrical Sector
203 Cooper Circle
Peachtree City, GA 30269
United States
Eaton.com
Cooperwiringdevices.com

Electrical Sector
Canada Operations
5925 McLaughlin Road
Mississauga, Ontario, L5R 1B8
Canada
EatonCanada.ca
Cooperwiringdevices.com

Electrical Sector
Mexico Operations
Carr. Tlalnepantla -
Cuautitlan Km 17.8 s/n
Col. Villa Jardin esq.
Cerrada 8 de Mayo
Cuautitlan, Mexico CP 54800
Mexico
Eaton.mx
Cooperwiringdevices.com

Eaton
1000 Eaton Boulevard
Cleveland, OH 44122
United States
Eaton.com

© 2014 Eaton
All Rights Reserved
Printed in USA
Publication No. E125-0146-14
December 2014

EATON
Powering Business Worldwide

Eaton is a registered trademark.

All other trademarks are property
of their respective owners.