c UL us LISTED

FIGURE 1
IT



FIGURE 3
ITH



FIGURE 2
DUAL ENTRY

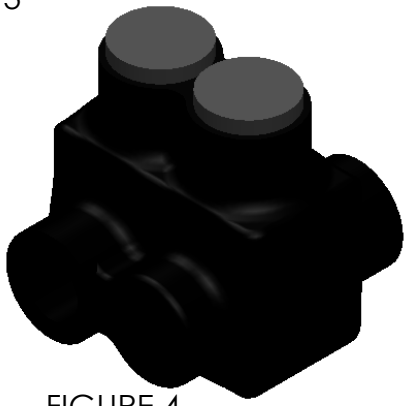

FIGURE 4
ITO

PART #	FIG. #	WIRE RANGE	HEX SIZE	L	W	H
IT4	1	4 - 14	SLOTTED	1.12	1.18	1.38
ITO4	4	4 - 14	SLOTTED	1.12	1.25	1.38
IT1/0	1	1/0 - 14	3/16	1.62	1.62	1.75
ITO1/0	4	1/0 - 14	3/16	1.62	1.75	1.75
IT3/0	1	3/0 - 6	1/4	1.84	1.75	1.87
ITO3/0	4	3/0 - 6	1/4	1.84	1.87	1.87
IT250	2	250 - 6	5/16	2.12	2.25	2.25
IT350	2	350 - 6	5/16	2.47	2.50	2.44
IT500	2	500 - 4	5/16	2.81	2.87	2.94
IT750*	2	750 - 250	3/8	3.48	3.50	3.50
IT600††	2	600 - 6	5/16	2.34	2.94	3.05
ITH750	3	750 - 250	5/16	3.48	4.50	3.50

†† 600 SERIES ARE AL7CU AND 75°C

*NOT UL LISTED

NOTES:
1. CONNECTOR MANUFACTURED FROM 6061-T6 ALUMINUM ALLOY.
2. UL LISTED PER UL486A/B SPECIFICATIONS FOR 600V.
3. DUAL RATED FOR 90°C COPPER AND/OR ALUMINUM CONDUCTOR.
4. COLD TEMPERATURE RATED TO -45°C.
5. HIGH DIELECTRIC STRENGTH INSULATION IS ABRASION, CHEMICAL AND UV RESISTANT.

CONTACT NSi FOR SALES @ 800.321.5847

POLARIS SALES . CO . INC

PROPRIETARY AND CONFIDENTIAL

11625 PROSPEROUS DRIVE ODESSA, FL 33556

THE INFORMATION CONTAINED IN THIS DRAWING IS THE SOLE PROPERTY OF POLARIS SALES CO. INC. ANY REPRODUCTION IN PART OR AS A WHOLE WITHOUT THE WRITTEN PERMISSION OF POLARIS SALES CO. INC. IS PROHIBITED.

TITLE: IT SERIES INSULATED CONNECTORS

	NAME	DATE
DRAWN BY	S.PARRY	6/13/2012

DWG. NO. IT SERIES

MATERIAL: N/A

NOT TO SCALE

SHEET: 1 OF 1