



# Industrial Lighting Portfolio



### Everyday Lighting Done Right™

Contractor Select products are simply our most popular products for the most common projects—perfect for those everyday lighting jobs. They are readily available and have the right combination of features, performance and efficiency to get the job done right.




The nLight® platform of products is the go-to digital lighting controls platform for specifiers, contractors, and building owners. With both wired and wireless solutions you can easily connect luminaires, sensors, and other control devices to create a digital network that is easy to specify, install, and own.

**From everyday jobs to specification opportunities, Lithonia Lighting has you covered across multiple applications!**



Manufacturing



Warehouse



Food Processing



Office



Retail



Education



Healthcare








Parking Garage



# High Bays, Strips and Special Application Luminaires



Lithonia Lighting® high bays offer high-performing, LED solutions designed for light to harsh industrial environments and exceed industry standards for durability, longevity and configurability. Our high bays are ideal one-for-one replacements for conventional HID and fluorescent fixtures and maintain exceptional light levels—even at high ambient temperatures—with options to withstand moisture, dust and airborne contaminants.

	I-BEAM® IBE	JEBL LED	JCBL LED	I-BEAM® IBG	JHBL
	Contractor Select*	Contractor Select*	Spec Grade	Spec Grade	Spec Grade
					
<b>Applications</b>	Light Duty, Warehouse, General Open Spaces	Light Duty, Warehouse, Manufacturing, General Open Spaces, Wet Locations	Manufacturing, Warehouse, Commercial, Retail, Mixed-Use Spaces, Gymnasiums	Warehouse, Retail, Mixed-Use Spaces, Gymnasiums, High Mounting Heights	Heavy Industrial, Manufacturing, Non-conditioned Spaces, Natatoriums
<b>Lumens</b>	12,000L - 30,000L	12,000L - 30,000L	9,000L - 36,000L	8,000L - 60,000L	12,000L - 60,000L
<b>LPW</b>	Up to 135 LPW	Up to 145 LPW	Up to 160 LPW	Up to 195 LPW	Up to 160 LPW
<b>Temperature Rating</b>	Up to 55°C	Up to 55°C	Up to 55°C	Up to 55°C	Up to 65°C
<b>Listings</b>	Damp Location	IP65, NSF Splash Zone 2	IP65 Optics	IP5X Optics, Dust-Resistant	IP65
<b>DLC®</b>	Premium	Premium	Premium	Premium	Premium
<b>Optics</b>	Acrylic	Glass	Glass, Acrylic, Polycarbonate, Aluminum	Acrylic, Polycarbonate	Prismatic Glass, Acrylic, Polycarbonate
<b>Distributions</b>	General	General	General	General, Narrow, Wide, Focus	Narrow, Wide, Medium
<b>Surge Protection</b>	6kV	6kV	6kV/10kV (HVOLT)	6kV, 10kV (HVOLT)	10kV
<b>Controls</b>	<ul style="list-style-type: none"> <li>■ LSXR Sensor</li> </ul>	<ul style="list-style-type: none"> <li>■ Wet Location Sensor Kit</li> </ul>	<ul style="list-style-type: none"> <li>■ nLight® AIR</li> <li>■ Bluetooth® Enabled Sensor</li> <li>■ XPoint™ Wireless</li> </ul>	<ul style="list-style-type: none"> <li>■ nLight®</li> <li>■ nLight® AIR</li> <li>■ Bluetooth® Enabled</li> <li>■ HALEON Sensor</li> <li>■ XPoint™ Wireless</li> </ul>	<ul style="list-style-type: none"> <li>■ Integrated Sensor</li> <li>■ Bluetooth®</li> <li>■ Programmable Sensor</li> <li>■ XPoint™ Wireless</li> </ul>

\*Some versions are part of the Contractor Select Program and In Stock

## Strips and Low Bays

Lithonia Lighting® LED strip lights and low bays are ultra-efficient lighting solutions that meet the challenges of industrial, retail, warehousing and task lighting applications. They're engineered to deliver high lumens while saving energy and feature multiple lengths, lenses and mounting options that allow for versatility in many applications.

	MNSL	CDS	ZL1	CLX	UFIT™	MRSL	UFITR®
	Contractor Select*	Contractor Select*	Entry Level Spec, Job	Spec Grade, Job/Project	Spec Grade, Job/Project	Retrofit	Retrofit
							
<b>Applications</b>	Commercial, Retail, Office, Warehouse, Displays	Task, Under-Over-Cabinet, Storage Closets, Restrooms	Retail, Manufacturing, Workshops, Warehouse, Display	Commercial, Retail, Manufacturing, Warehouse, Display	Warehouses, Retail, Workshops, Garages, Schools, Storage Facilities	Retail, Warehouses, Storage Facilities	Warehouses, Retail, Workshops, Garages, Schools, Storage Facilities
<b>Lumens</b>	1,200L - 8,000L	2,000L - 9,000L	1,500L - 14,000L	1,500L - 20,000L	4,000L - 20,000L	1,750L - 10,000L	4,000L - 20,000L
<b>LPW</b>	Up to 91 LPW	Up to 115 LPW	Up to 135 LPW	Up to 160 LPW	Up to 150 LPW	Up to 150 LPW	Up to 150 LPW
<b>Temperature Rating</b>	Up to 35°C	Up to 35°C	Up to 30°C	Up to 50°C	Up to 50°C	Up to 35°C	Up to 50°C
<b>Color Temperature</b>	4000K	4000K, 5000K	3000K, 3500K, 4000K, 5000K	3000K, 3500K, 4000K, 5000K	3500K, 4000K, 5000K	3500K, 4000K, 5000K	3500K, 4000K, 5000K
<b>DLC*</b>		Standard	Premium	Premium	Standard, Premium	Standard	Standard, Premium
<b>Optics</b>	Single or Double Round Polycarbonate	Double Round Polycarbonate	Flat or Round Acrylic	Flat, Round or Wide Acrylic	Acrylic	Acrylic	Acrylic
<b>CRI</b>	80	80	80, 90	80, 90	80	80	80
<b>Lengths</b>	24", 46", 48", 96"	24", 48", 96"	24", 48", 96"	24", 36", 48", 96"	46", 48", 92", 96"	48", 96"	46", 48", 92", 96"
<b>Controls</b>				<ul style="list-style-type: none"> <li>■ nLight®</li> <li>■ nLight® AIR</li> <li>■ Bluetooth® Enabled</li> <li>■ XPoint™ Wireless</li> </ul>	<ul style="list-style-type: none"> <li>■ nLight® AIR</li> </ul>	<ul style="list-style-type: none"> <li>■ Integral Motion Sensor</li> </ul>	<ul style="list-style-type: none"> <li>■ nLight® AIR</li> </ul>

\*Some versions are part of the Contractor Select Program and In Stock

## Special Applications

Lithonia Lighting® special application luminaires are designed to withstand harsh conditions such as extreme cold or heat, wet locations and areas prone to vandalism.

	XVML	DMW2	FEM	VAP	FHE	WRTL	VRTL	SRTL
	Contractor Select*	Spec Grade	Spec Grade	Spec Grade	Spec Grade	Spec Grade	Spec Grade	Spec Grade
								
<b>Applications</b>	Outdoor Canopies, Locker Rooms, Wet Locations	Parking Garages, Stairwells, Car Washes, Food Processing	Wet Locations, Parking Garages, Garden Centers, Food Processing	Canopies, Parking Garages, Schools, Cold Storage, Wet Locations	Food Processing, Cold Storage, Garden Centers, Wet Locations	Locker Rooms, Shower Areas, Recreational Facilities, Canopies	Locker Rooms, Schools, Behavioral Centers	Healthcare, Pharmaceuticals, Electronic Manufacturing
<b>Lumens</b>	3,500L - 5,000L	2,000L - 4,000L	3,000L - 20,000L	4,000L - 15,000L	9,000L - 40,000L	3,000L - 24,000L	3,000L - 20,000L	3,000L - 24,000L
<b>LPW</b>	Up to 114 LPW	Up to 145 LPW	Up to 164 LPW	Up to 141 LPW	Up to 180 LPW	Up to 133 LPW	Up to 120 LPW	Up to 131 LPW
<b>Temperature Rating</b>	-20°C to 40°C	-40°C to 40°C	-35°C to 45°C	-29°C to 40°C	-40°C to 55°C	-20°C to 40°C	-20°C to 40°C	-20°C to 40°C
<b>Color Temperatures</b>	4000K, 5000K	3000K, 3500K, 4000K, 5000K	3000K, 3500K, 4000K, 5000K	3000K, 3500K, 4000K, 5000K	3000K, 3500K, 4000K, 5000K	3000K, 3500K, 4000K, 5000K	3000K, 3500K, 4000K, 5000K	3000K, 3500K, 4000K, 5000K
<b>DLC*</b>	Standard	Standard, Premium	Standard, Premium	Standard, Premium	Standard, Premium			
<b>Optics</b>	Polycarbonate	Acrylic, Polycarbonate	Acrylic, Polycarbonate	Polycarbonate	Acrylic, Polycarbonate	Acrylic	Polycarbonate	Acrylic
<b>Listings</b>	IP65, IP66	CSA Wet Location, IP65, IP66, NEMA 4X, NSF	CSA Wet Location, IP65, IP66, IP67, NSF Splash Zone 2, NEMA 4X	CSA Wet Location, IP65, NSF Splash Zone	CSA Wet Location, IP65, IP66, IP67, IP69k, NSF Splash Zone 2, NEMA 4X	CSA Wet Location, NSF Splash Zone 2	Damp Location	IP65, IP66, ISO5-9 (Class 100-100,000), NSF
<b>Surge Protection</b>	2.5kV	6kV, (10kV optional)	6kV, (10kV optional)	6kV, (10kV optional)	6kV, (10kV optional)	6kV	6kV	6kV
<b>Controls</b>		<ul style="list-style-type: none"> <li>■ nLight® AIR</li> <li>■ XPoint™ Wireless</li> </ul>	<ul style="list-style-type: none"> <li>■ nLight® AIR</li> <li>■ XPoint™ Wireless</li> </ul>	<ul style="list-style-type: none"> <li>■ nLight® AIR</li> <li>■ XPoint™ Wireless</li> </ul>	<ul style="list-style-type: none"> <li>■ nLight® AIR</li> <li>■ XPoint™ Wireless</li> </ul>	<ul style="list-style-type: none"> <li>■ Embedded Motion Sensor</li> <li>■ XPoint™ Wireless</li> </ul>	<ul style="list-style-type: none"> <li>■ Embedded Motion Sensor</li> <li>■ XPoint™ Wireless</li> </ul>	<ul style="list-style-type: none"> <li>■ Embedded Motion Sensor</li> <li>■ XPoint™ Wireless</li> </ul>

\*Some versions are part of the Contractor Select Program and In Stock



A+ Capable configurations support A+ Certified Solutions. A+ Certified solutions from Acuity Brands help you quickly and confidently select and implement lighting systems that are both compatible and consistent.

For a lighting application, A+ Certified means a verified consistent color appearance and dimming performance of all the fixtures within the certified solution. For lighting professionals, it means ease, freedom and confidence that all parts of a certified lighting system will operate together.

Go to [www.acuitybrands.com/APlus](http://www.acuitybrands.com/APlus) or contact your local Acuity Brands representative for more information.

Visit [www.lithonia.com](http://www.lithonia.com) for more information