

K4000 Series

Fixed Position Mounting

The K4000 Series Fixed Position Mounting Photo Controls are thermal-type photo controls that fit into a standard outlet box, post lamp, or wall pack. The photo controls provide dusk-to-dawn lighting control along with a delay action, which eliminates loads switching OFF due to car headlights and lightning. The thermal-type controls feature a cadmium sulfide photocell and a sonic-welded polycarbonate case and lens to seal out moisture. The design utilizes a dual temperature compensating bimetal and composite resistor for reliable long life operation over ambient temperature extremes.

Features

- Cadmium sulfide photocell
- Sonic-welded polycarbonate housing and lens to seal out moisture
- Delay action eliminates load switching OFF due to car head lights and lightning
- 9" leads
- K4321 includes a weatherproof wall plate with a neoprene gasket
- Most models equipped with a $\frac{5}{8}$ " – 18" threaded side mounting, locking nut and washer gasket

Ratings

Size:	Plate (Model K4321C) 4 $\frac{1}{2}$ " (11.4 cm) H x 2 $\frac{3}{4}$ " (7.0 cm) W Mechanism 1 $\frac{5}{16}$ " (3.3 cm) W x 1 $\frac{13}{16}$ " (4.6 cm) L x 1 $\frac{9}{16}$ " (4 cm) D
Color:	Gray
Electrical Rating:	See table
Activation:	1-5 FC ON; 3-15 FC OFF
Power Consumption:	Averages under 1 Watt
Operating Temperature:	-40°F to 158°F (-40°C to 70°C)
Shipping Weight:	$\frac{1}{4}$ lb. (.11 kg); K4321C – $\frac{3}{8}$ lb. (.17 kg)
Agency Listing:	See table

Project: _____

Location: _____

Product Type: _____

Contact/Phone: _____

Model #: _____

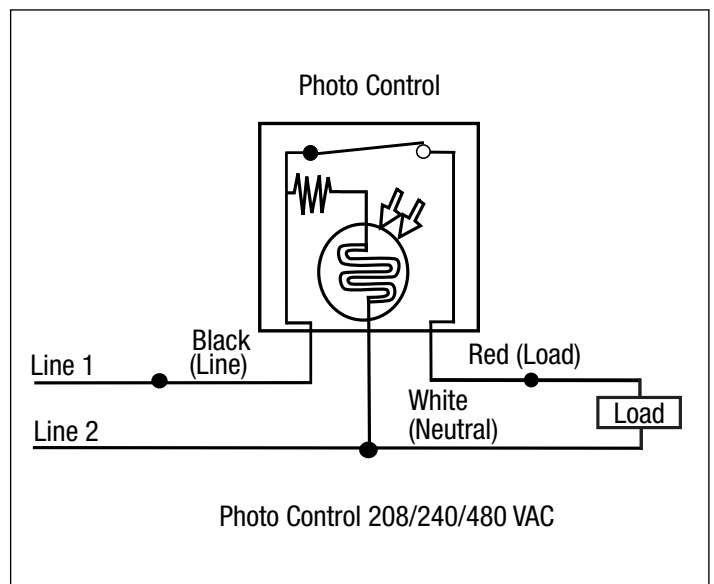
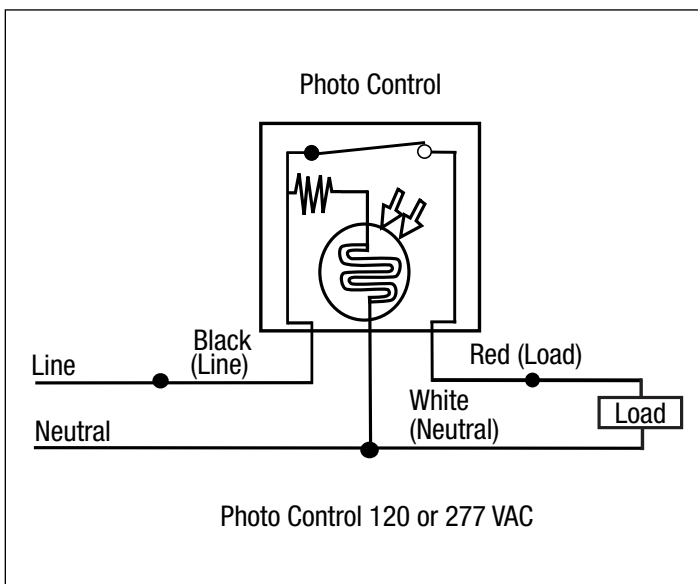
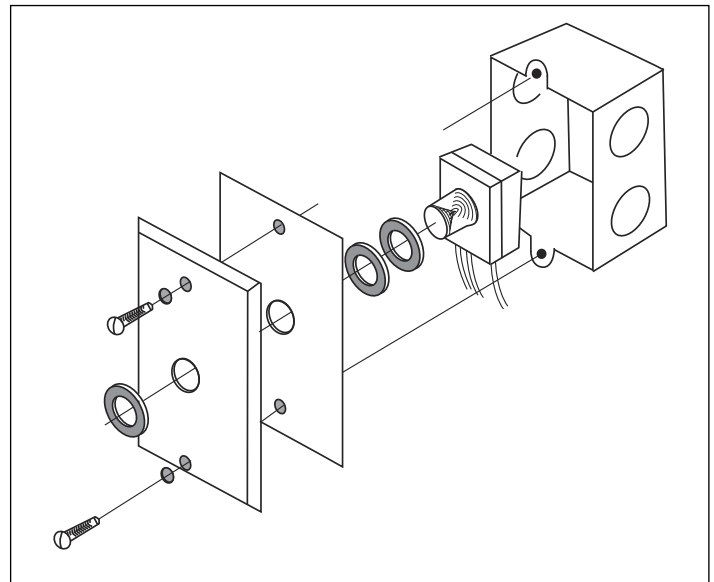
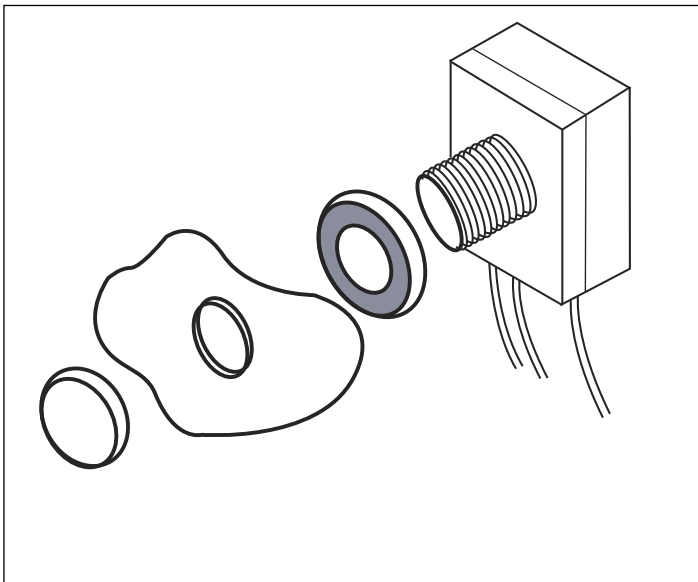


Model Number	Tungsten (Watts)	Ballast (VA)	Tungsten (Amps)	Ballast (Amps)	Volts	Agency Listing
K4021C	1800	1000	15	8.3	120	UL, CSA
K4023C	3100-4150	1700-2300	15	8.3	208-277	UL, CSA
K4027	5205	2880	15	8.3	347	CAS, C/US
K4035	7200	4000	15	8.3	480	None
K4321C	1800	1000	15	8.3	120	CSA, C/US

Specification

The photo control shall provide automatic switching for outdoor lighting loads. The control shall be a thermal design with built-in delay to ensure that the controlled lighting does not switch off due to ambient light or light striking the photocell. The photo control shall have a rating of _____ Watts and _____ Amps tungsten and _____ Watts and _____ Amps ballast based on agency testing at 50% power factor for ballast loads. The photo control shall provide switching for nominal voltage fixtures of _____ Volts $\pm 10\%$ to accommodate fluctuations in supply voltage. The photo control shall include all necessary mounting hardware and instructions. The photo control housing shall be constructed of high impact polycarbonate. The photo control components shall consist of a metal film resistor, dual temperature compensating bi-metal blades, snap action contact blades, chemically treated polymer encapsulated cadmium sulfide photocell, and silver alloy contacts to ensure reliable operation. The photo control shall be 100% factory tested for function within specified light levels. The photo control shall be agency certified (unless noted otherwise) and tested accordingly. The photo control shall function over temperature range of -40°F to 158°F (-40°C to 70°C). The photo control shall be Intermatic model _____ (See Model Numbers Listed).

Diagrams



K4000 Series

Fixed Position Mounting

The K4000 Series Fixed Position Mounting Photo Controls are thermal-type photo controls that fit into a standard outlet box, post lamp, or wall pack. The photo controls provide dusk-to-dawn lighting control along with a delay action, which eliminates loads switching OFF due to car headlights and lightning. The thermal-type controls feature a cadmium sulfide photocell and a sonic-welded polycarbonate case and lens to seal out moisture. The design utilizes a dual temperature compensating bimetal and composite resistor for reliable long life operation over ambient temperature extremes.

Features

- Cadmium sulfide photocell
- Sonic-welded polycarbonate housing and lens to seal out moisture
- Delay action eliminates load switching OFF due to car head lights and lightning
- 9" leads
- K4321 includes a weatherproof wall plate with a neoprene gasket
- Most models equipped with a $\frac{5}{8}$ " – 18" threaded side mounting, locking nut and washer gasket

Ratings

Size:	Plate (Model K4321C) 4 $\frac{1}{2}$ " (11.4 cm) H x 2 $\frac{3}{4}$ " (7.0 cm) W Mechanism 1 $\frac{5}{16}$ " (3.3 cm) W x 1 $\frac{13}{16}$ " (4.6 cm) L x 1 $\frac{9}{16}$ " (4 cm) D
Color:	Gray
Electrical Rating:	See table
Activation:	1-5 FC ON; 3-15 FC OFF
Power Consumption:	Averages under 1 Watt
Operating Temperature:	-40°F to 158°F (-40°C to 70°C)
Shipping Weight:	$\frac{1}{4}$ lb. (.11 kg); K4321C – $\frac{3}{8}$ lb. (.17 kg)
Agency Listing:	See table

Project: _____

Location: _____

Product Type: _____

Contact/Phone: _____

Model #: _____



Model Number	Tungsten (Watts)	Ballast (VA)	Tungsten (Amps)	Ballast (Amps)	Volts	Agency Listing
K4021C	1800	1000	15	8.3	120	UL, CSA
K4023C	3100-4150	1700-2300	15	8.3	208-277	UL, CSA
K4027	5205	2880	15	8.3	347	CAS, C/US
K4035	7200	4000	15	8.3	480	None
K4321C	1800	1000	15	8.3	120	CSA, C/US

Specification

The photo control shall provide automatic switching for outdoor lighting loads. The control shall be a thermal design with built-in delay to ensure that the controlled lighting does not switch off due to ambient light or light striking the photocell. The photo control shall have a rating of _____ Watts and _____ Amps tungsten and _____ Watts and _____ Amps ballast based on agency testing at 50% power factor for ballast loads. The photo control shall provide switching for nominal voltage fixtures of _____ Volts $\pm 10\%$ to accommodate fluctuations in supply voltage. The photo control shall include all necessary mounting hardware and instructions. The photo control housing shall be constructed of high impact polycarbonate. The photo control components shall consist of a metal film resistor, dual temperature compensating bi-metal blades, snap action contact blades, chemically treated polymer encapsulated cadmium sulfide photocell, and silver alloy contacts to ensure reliable operation. The photo control shall be 100% factory tested for function within specified light levels. The photo control shall be agency certified (unless noted otherwise) and tested accordingly. The photo control shall function over temperature range of -40°F to 158°F (-40°C to 70°C). The photo control shall be Intermatic model _____ (See Model Numbers Listed).

Diagrams

