

# CLASS CC KLKR SERIES FUSES

600 VAC • 300 VDC • Fast-Acting • 1/10-30 A



## Description

KLKR Series Class CC fuses are fast-acting fuses intended for general purpose branch circuit protection. Their compact size, fast-acting overload response, and highly current-limiting design make them ideal for use in OEM equipment and control panels.

## Features/Benefits

- Meets UL and CSA standards
- Class CC fuses are the smallest 600 V, 200,000 A.I.R. fuses approved for branch circuit protection
- Rejection feature prevents use of fuses with lower interrupting ratings or voltage ratings when used with corresponding fuse holders
- Extremely current limiting reduces damage caused by heating and magnetic effects of short-circuit currents

## Applications

- General purpose protections for equipment requiring fast overload protection

## Specifications

|                            |  |
|----------------------------|--|
| <b>Voltage Rating</b>      | AC: 600 V<br>DC: 300 V   |
| <b>Amperage Rating</b>     | 1/10 – 30 A  |
| <b>Interrupting Rating</b> | AC: 200 kA rms symmetrical<br>DC: 20 kA  |
| <b>Material</b>            | Body: Melamine<br>Caps: Nickel-plated Bronze   |
| <b>Fuse Weight</b>         | 1/10 – 1 A: .030 lb (13.61g)<br>1 1/2 – 30 A: .034 lb (15.42g)   |
| <b>Approvals</b>           | AC: Standard 248-4, Class CC<br>UL Listed 1/10-30 A (File: E81895)<br>CSA Certified 1/10-30 A (File: LR29862)<br>DC: Littelfuse self-certified |
| <b>Environmental</b>       | RoHS Compliant   |
| <b>Country of Origin</b>   | Mexico   |

## Ordering Information

| AMPERAGE RATINGS |       |       |    |    |
|------------------|-------|-------|----|----|
| 1/10             | 1/2   | 2 1/2 | 6  | 12 |
| 1/8              | 3/4   | 3     | 7  | 15 |
| 2/10             | 1     | 3 1/2 | 8  | 20 |
| 1/4              | 1 1/2 | 4     | 9  | 25 |
| 3/10             | 2     | 5     | 10 | 30 |

| AMPERAGE | PART NUMBER | ORDERING NUMBER |
|----------|-------------|-----------------|
| 12       | KLKR 12     | KLKR012.T       |

## Web Resources

For additional informations, visit:

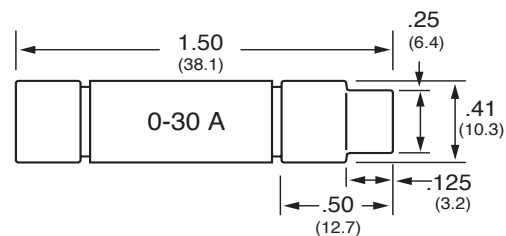
[www.littelfuse.com/klkr](http://www.littelfuse.com/klkr)

## Recommended Fuse Holders

L60030C Series

LPSC Touch-Safe Series

## Dimensions Inches (mm)

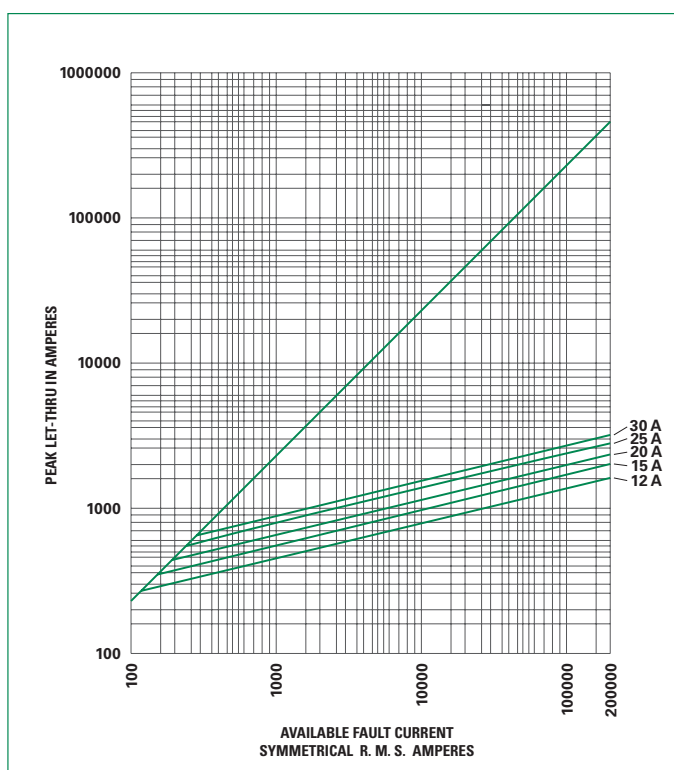


# CLASS CC KLKR SERIES FUSES

## Electrical Specifications

| ORDERING NUMBER | AMPERAGE RATING | VOLTAGE RATING |     | INTERRUPTING RATING |       | WATTS LOSS AT 100% RATED CURRENT (W) | WATTS LOSS AT 80% RATED CURRENT (W) | TOTAL CLEARING I <sup>2</sup> T (A <sup>2</sup> SEC) 200 kA | AGENCY APPROVALS |     | RoHS |
|-----------------|-----------------|----------------|-----|---------------------|-------|--------------------------------------|-------------------------------------|---|------------------|-----|------|
|                 |                 | AC             | DC  | AC                  | DC    |                                      |                                     |   | UL               | CSA |      |
| KLKR001.T       | 1               | 600            | 300 | 200 kA              | 20 kA | 0.38                                 | 0.20                                | 80  | •                | •   | •    |
| KLKR006.T       | 6               | 600            | 300 | 200 kA              | 20 kA | 1.36                                 | 0.77                                | 210   | •                | •   | •    |
| KLKR012.T       | 12              | 600            | 300 | 200 kA              | 20 kA | 1.58                                 | 0.83                                | 350   | •                | •   | •    |
| KLKR015.T       | 15              | 600            | 300 | 200 kA              | 20 kA | 2.3                                  | 1.37                                | 314   | •                | •   | •    |
| KLKR020.T       | 20              | 600            | 300 | 200 kA              | 20 kA | 2.3                                  | 1.39                                | 900   | •                | •   | •    |
| KLKR030.T       | 30              | 600            | 300 | 200 kA              | 20 kA | 3.75                                 | 2.10                                | 1720  | •                | •   | •    |

## Peak Let-Thru Curve



**Disclaimer Notice** – Information furnished is believed to be accurate and reliable. However, users should independently evaluate the suitability of and test each product selected for their own applications. Littelfuse products are not designed for, and may not be used in, all applications. Read complete Disclaimer Notice at [www.littelfuse.com/product-disclaimer](http://www.littelfuse.com/product-disclaimer).

# CLASS CC KLKR SERIES FUSES

600 VAC • 300 VDC • Fast-Acting • 1/10-30 A



## Description

KLKR Series Class CC fuses are fast-acting fuses intended for general purpose branch circuit protection. Their compact size, fast-acting overload response, and highly current-limiting design make them ideal for use in OEM equipment and control panels.

## Features/Benefits

- Meets UL and CSA standards
- Class CC fuses are the smallest 600 V, 200,000 A.I.R. fuses approved for branch circuit protection
- Rejection feature prevents use of fuses with lower interrupting ratings or voltage ratings when used with corresponding fuse holders
- Extremely current limiting reduces damage caused by heating and magnetic effects of short-circuit currents

## Applications

- General purpose protections for equipment requiring fast overload protection

## Specifications

|                            |  |
|----------------------------|--|
| <b>Voltage Rating</b>      | AC: 600 V<br>DC: 300 V   |
| <b>Amperage Rating</b>     | 1/10 – 30 A  |
| <b>Interrupting Rating</b> | AC: 200 kA rms symmetrical<br>DC: 20 kA  |
| <b>Material</b>            | Body: Melamine<br>Caps: Nickel-plated Bronze   |
| <b>Fuse Weight</b>         | 1/10 – 1 A: .030 lb (13.61g)<br>1 1/2 – 30 A: .034 lb (15.42g)   |
| <b>Approvals</b>           | AC: Standard 248-4, Class CC<br>UL Listed 1/10-30 A (File: E81895)<br>CSA Certified 1/10-30 A (File: LR29862)<br>DC: Littelfuse self-certified |
| <b>Environmental</b>       | RoHS Compliant   |
| <b>Country of Origin</b>   | Mexico   |

## Ordering Information

| AMPERAGE RATINGS |       |       |    |    |
|------------------|-------|-------|----|----|
| 1/10             | 1/2   | 2 1/2 | 6  | 12 |
| 1/8              | 3/4   | 3     | 7  | 15 |
| 2/10             | 1     | 3 1/2 | 8  | 20 |
| 1/4              | 1 1/2 | 4     | 9  | 25 |
| 3/10             | 2     | 5     | 10 | 30 |

| AMPERAGE | PART NUMBER | ORDERING NUMBER |
|----------|-------------|-----------------|
| 12       | KLKR 12     | KLKR012.T       |

## Web Resources

For additional informations, visit:

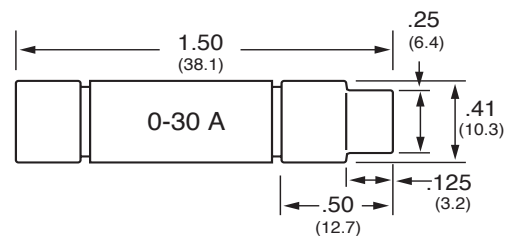
[www.littelfuse.com/klkr](http://www.littelfuse.com/klkr)

## Recommended Fuse Holders

L60030C Series

LPSC Touch-Safe Series

## Dimensions Inches (mm)

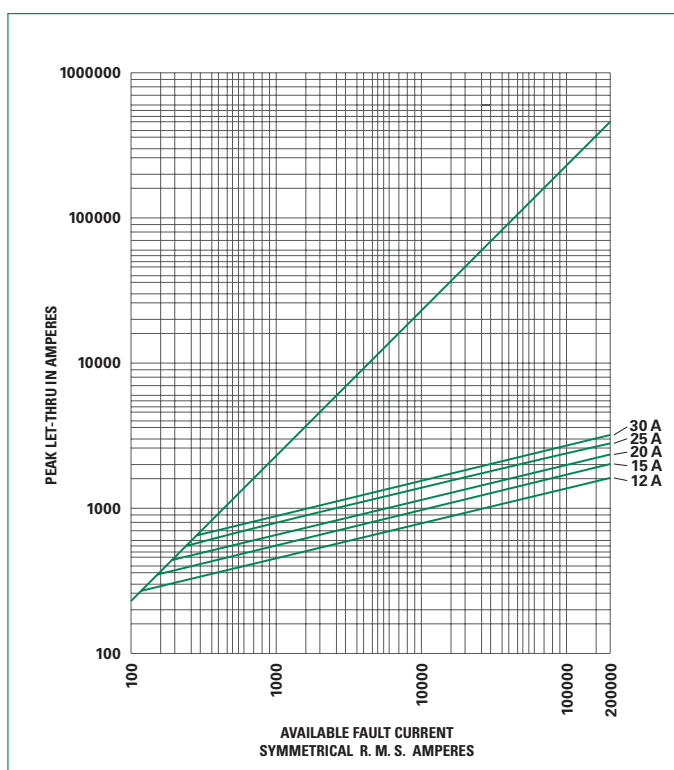


# CLASS CC KLKR SERIES FUSES

## Electrical Specifications

| ORDERING NUMBER | AMPERAGE RATING | VOLTAGE RATING |     | INTERRUPTING RATING |       | WATTS LOSS AT 100% RATED CURRENT (W) | WATTS LOSS AT 80% RATED CURRENT (W) | TOTAL CLEARING I <sup>2</sup> T (A <sup>2</sup> SEC) 200 kA | AGENCY APPROVALS |     | RoHS |
|-----------------|-----------------|----------------|-----|---------------------|-------|--------------------------------------|-------------------------------------|---|------------------|-----|------|
|                 |                 | AC             | DC  | AC                  | DC    |                                      |                                     |   | UL               | CSA |      |
| KLKR001.T       | 1               | 600            | 300 | 200 kA              | 20 kA | 0.38                                 | 0.20                                | 80  | •                | •   | •    |
| KLKR006.T       | 6               | 600            | 300 | 200 kA              | 20 kA | 1.36                                 | 0.77                                | 210   | •                | •   | •    |
| KLKR012.T       | 12              | 600            | 300 | 200 kA              | 20 kA | 1.58                                 | 0.83                                | 350   | •                | •   | •    |
| KLKR015.T       | 15              | 600            | 300 | 200 kA              | 20 kA | 2.3                                  | 1.37                                | 314   | •                | •   | •    |
| KLKR020.T       | 20              | 600            | 300 | 200 kA              | 20 kA | 2.3                                  | 1.39                                | 900   | •                | •   | •    |
| KLKR030.T       | 30              | 600            | 300 | 200 kA              | 20 kA | 3.75                                 | 2.10                                | 1720  | •                | •   | •    |

## Peak Let-Thru Curve



**Disclaimer Notice** – Information furnished is believed to be accurate and reliable. However, users should independently evaluate the suitability of and test each product selected for their own applications. Littelfuse products are not designed for, and may not be used in, all applications. Read complete Disclaimer Notice at [www.littelfuse.com/product-disclaimer](http://www.littelfuse.com/product-disclaimer).