

# QUICK REFERENCE GUIDE

## HID (continued)

Category	Lamp Wattage	No. of Taps	Input Volts	Catalog Number	ANSI Code
F-Can	50W	Dual	120/277V	MH-50X-D-FCAN	M110
	70W	Dual	120/277V	MH-70X-D-FCAN	M98
	100W	Dual	120/277V	MH-100X-D-FCAN	M90
	150W	Dual	120/277V	MH-150X-D-FCAN	M102
	175W	Dual	120/277V	MH-175A-D-FCAN	M57/H39
	250W	Dual	120/277V	MH-250A-D-FCAN	M58/H37
	400W	Dual	120/277V	MH-400A-D-FCAN	M59

## SIGN BALLASTS

Category	Wiring	Input Volts	No. of Lamps	Combined T12HO Lamp Length	Combined T8HO Lamp Length	Catalog Number
SMARTWIRE™	Series	120V	1	2'-8'	2'-8'	KTSB-E-0208-11-1-S
			1 or 2	4'-16'	4'-12'	KTSB-E-0416-12-1-S
			2 or 3	8'-24'	8'-18'	KTSB-E-0824-23-1-S
			2, 3, or 4	8'-32'	8'-24'	KTSB-E-0832-24-1-S
			4, 5, or 6	26'-48'	18'-36'	KTSB-E-2448-46-1-S
PARALLELWIRE	Parallel	120-277V	1 or 2	2'-16'	4'-12'	KTSB-E-0216-12-UV /A
			1, 2, 3, or 4	4'-32'	6'-24'	KTSB-E-0432-14-UV /A
				10'-40'	8'-32'	KTSB-E-1040-14-UV /A
				8'-48'	16'-36'	KTSB-E-0848-46-UV /A

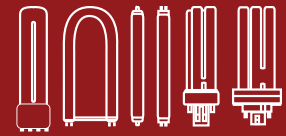
## EMERGENCY BALLASTS

Category	Primary Lamp Types	Catalog Number	Input Volts	Light Output	Illumination Time
Linear	T8, T12	KT-EMRG-500	120/277V	500 Lumens	90 Minutes
		KT-EMRG-500-SL	120/277V	500 Lumens	90 Minutes
		KT-EMRG-700-SL	120/277V	700 Lumens	90 Minutes
		KT-EMRG-1400-SL	120/277V	1400 Lumens	90 Minutes
	T5, T5HO	KT-EMRG-500-T5	120/277V	500 Lumens	90 Minutes
		KT-EMRG-800-T5	120/277V	800 Lumens	90 Minutes
KT-EMRG-1300-T5		120/277V	1300 Lumens	90 Minutes	
Compact Fluorescent	2-Pin CFL	KT-EMRG-650-CFL2	120/277V	650 Lumens	90 Minutes
	4-Pin CFL	KT-EMRG-750-CFL4	120/277V	750 Lumens	90 Minutes

Specifications subject to change without notice. For complete product specifications, visit [www.keystoneballast.com](http://www.keystoneballast.com)

# EMERGENCY BALLASTS

## LINEAR



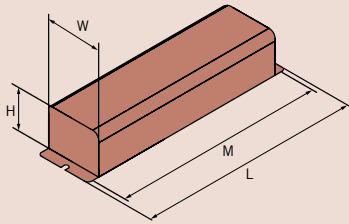
### ELECTRICAL SPECIFICATIONS

No. of Lamps in Fixture	Catalog Number	Input Volts	Light Output	Illumination Time	Battery	Case Style
<b>T8 &amp; T12 Linear</b>						
1-4	<b>KT-EMRG-500</b>	120/277V, 60Hz	500 lm	90 Minutes	NiCd	D14
	<b>KT-EMRG-500-SL</b>	120/277V, 60Hz	500 lm	90 Minutes	NiCd	L24
	<b>KT-EMRG-700</b>	120/277V, 60Hz	700 lm	90 Minutes	NiCd	D15
	<b>KT-EMRG-700-SL</b>	120/277V, 60Hz	700 lm	90 Minutes	NiCd	L25
	<b>KT-EMRG-1400</b>	120/277V, 60Hz	1400 lm	90 Minutes	NiCd	D16
	<b>KT-EMRG-1400-SL</b>	120/277V, 60Hz	1400 lm	90 Minutes	NiCd	L26
<b>T5 Linear</b>						
1-4	<b>KT-EMRG-500-T5</b>	120/277V, 60Hz	500 lm	90 Minutes	NiCd	H1
	<b>KT-EMRG-800-T5</b>	120/277V, 60Hz	800 lm	90 Minutes	NiCd	H2
	<b>KT-EMRG-1300-T5</b>	120/277V, 60Hz	1300 lm	90 Minutes	NiCd	H3

### CASE STYLES

#### CASE D

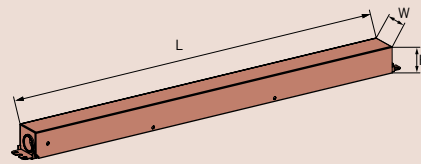
Material: Steel



Case Style	Length	Width	Height
D14	9.50"	2.40"	1.50"
D15	9.50"	2.40"	1.50"
D16	13.40"	2.40"	1.50"

#### CASE H

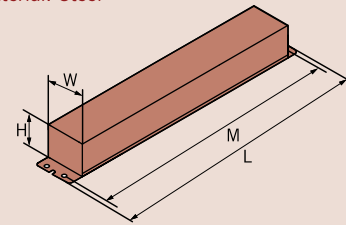
Material: Steel



Case Style	Length	Width	Height
H1	14.25"	1.28"	1.21"
H2	17.60"	1.28"	1.19"
H3	21.50"	1.28"	1.19"

#### CASE L

Material: Steel



Case Style	Length	Width	Height
L24	10.00"	2.10"	1.19"
L25	13.40"	2.31"	1.30"
L26	14.25"	2.10"	1.19"

Specifications subject to change without notice. For complete product specifications, visit [www.keystoneballast.com](http://www.keystoneballast.com)

# EMERGENCY BALLASTS

## LAMP COMPATIBILITY CHARTS

Keystone's line of emergency ballasts may be used with many lamp types and fixture applications. Refer to the lamp compatibility charts below to easily identify which Keystone emergency ballast is right for your application.

ALL LAMPS LISTED BELOW HAVE AN OPERATION TIME OF 90 MINUTES.

Lamp Type		T5		T5HO	T8		T10		T12		T8 U-Bend	
Number of Lamps Operated		1	2	1	1	2	1	2	1	2	1	2
Light Output	Catalog Number											
650 Lumens	KT-EMRG-650-CFL2											
750 Lumens	KT-EMRG-750-CFL4				17W-40W		17W-40W		17W-40W		32W, 40W	
500 Lumens	KT-EMRG-500				17W-40W		17W-40W		17W-40W		32W, 40W	
700 Lumens	KT-EMRG-700				17W-110W	17W-40W	17W-40W	17W-40W	17W-110W	17W-40W	32W, 40W	32W, 40W
1400 Lumens	KT-EMRG-1400				17W-110W	17W-40W	17W-40W	17W-40W	17W-110W	17W-40W	32W, 40W	32W, 40W
500 Lumens	KT-EMRG-500-SL	8W-28W			17W-40W		17W-40W		17W-40W			
700 Lumens	KT-EMRG-700-SL	8W-28W		39W	17W-40W		17W-40W		17W-40W		32W, 40W	
1400 Lumens	KT-EMRG-1400-SL	8W-28W	8W-28W	39W, 54W	17W-40W	17W-40W	17W-40W	17W-40W	17W-40W	17W-40W	32W, 40W	
500 Lumens	KT-EMRG-500-T5	8W-28W			17W-32W							
800 Lumens	KT-EMRG-800-T5	8W-28W		39W, 54W	17W-40W		17W-40W		17W-40W			
1300 Lumens	KT-EMRG-1300-T5	8W-28W		39W, 54W	17W-40W		17W-40W		17W-40W		32W, 40W	

Lamp Type		T12 U-Bend		4-Pin CFL		4-Pin Long CFL Twin Tube		2-Pin	T9 Circline		LED T8*
Number of Lamps Operated		1	2	1	2	1	2	1	1	2	1
Light Output	Catalog Number										
650 Lumens	KT-EMRG-650-CFL2							13W-26W			
750 Lumens	KT-EMRG-750-CFL4	34W, 40W		13W-42W	13W-39W	18W-40W	18W-36W		20W		
500 Lumens	KT-EMRG-500	34W, 40W		13W-26W		18W-36W			20W-40W		
700 Lumens	KT-EMRG-700	34W, 40W	34W, 40W	13W-42W	13W-39W	18W-50W	18W-36W		20W-40W	20W-40W	
1400 Lumens	KT-EMRG-1400	34W, 40W	34W, 40W	13W-42W	13W-39W	18W-55W	18W-36W		20W-40W	20W-40W	
500 Lumens	KT-EMRG-500-SL	34W, 40W		13W-26W		18W			20W-40W		
700 Lumens	KT-EMRG-700-SL	34W, 40W		13W-39W		18W-50W			20W-40W		
1400 Lumens	KT-EMRG-1400-SL	34W, 40W		13W-42W	13W-39W	18W-40W	18W-40W		20W-40W	20W-40W	
500 Lumens	KT-EMRG-500-T5			13W-26W							12W-18W
800 Lumens	KT-EMRG-800-T5			13W-26W		18W-50W			20W-40W		12W-18W
1300 Lumens	KT-EMRG-1300-T5	34W, 40W		13W-42W		18W-50W			20W-40W		12W-18W

\*Not approved to UL 924 standards.

# REFERENCES

## CROSS REFERENCE GUIDE

### SIGN BALLASTS

Keystone Part Number	Description	ULT/Magnetek Part Number	Advance Part Number	GE Part Number	Sylvania Part Number
<b>PARALLEL WIRE ELECTRONIC SIGN BALLASTS</b>					
KTSB-E-0216-12-UV /A	1-2 Lamp, T8HO 4-12', T12HO 2-16'	ASB-0412-12-E	ESB216-12	N/A	N/A
KTSB-E-0432-14-UV /A	1-4 Lamp, T8HO 4-24', T12HO 4-32'	ASB-1232-24-E	ESB432-14	N/A	ESB-13-0424-TP
KTSB-E-1040-14-UV /A	1-4 Lamp, T8HO 8-32', T12HO 10-40'	N/A	ESB1040-14	N/A	ESB-14-1040-TP
KTSB-E-0848-46-UV /A	4-6 Lamp, T8HO 16-36', T12HO 8-48'	ASB-2048-46-E	ESB848-46	N/A	N/A
<b>SMARTWIRE ELECTRONIC SIGN BALLASTS</b>					
KTSB-E-0208-11-1-S	1 T8HO or T12HO Lamp, Combined Length of 2-8'	N/A	N/A	N/A	N/A
KTSB-E-0416-12-1-S	1-2 T8HO Lamps, 4-12'/1-2 T12HO Lamps, 4-16'	N/A	N/A	N/A	N/A
KTSB-E-0824-23-1-S	2-3 T8HO Lamps, 8-18'/2-3 T12HO Lamps, 8-24'	N/A	N/A	N/A	N/A
KTSB-E-0832-24-1-S	2 or 4 T8HO Lamps, 8-24'/2-4 T12HO Lamps, 8-32'	N/A	N/A	N/A	N/A
KTSB-E-2448-46-1-S	4 or 6 T8HO Lamps, 18-36'/4-6 T12HO Lamps, 24-48'	N/A	N/A	N/A	N/A

### EMERGENCY BALLASTS

Keystone Part Number	Iota Part Number	Remarks	Bodine Part Number	Remarks
KT-EMRG-650-CFL2	I-13-EM-A and I-26-EM-A	IOTA models are more lamp specific; Keystone model has a single LED switch	B463	Keystone model has a single LED switch
KT-EMRG-750-CFL4	I-42-EM-A	IOTA model has AC-output and time-delay features; Keystone model has a single LED switch	B94CG	Bodine model includes time-delay feature; Keystone model includes a single LED switch
KT-EMRG-500	I-32	IOTA model is low profile and includes time-delay feature	B100	Bodine model includes time delay feature; Keystone model includes a single LED switch
KT-EMRG-700	I-48	IOTA model includes time-delay feature and single LED switch	B60	Bodine model includes time-delay feature
KT-EMRG-1400	I-320	IOTA model is low profile and includes time-delay feature	B50	Bodine model includes time-delay feature; Keystone model includes a single LED switch
KT-EMRG-500-T5	ISL-28	Keystone model includes AC-output feature	LP400 or LP500	LP400 is 0.4" wider than Keystone model with a separate switch and LED indicator; LP500 is 4.1" longer than Keystone model and can be used in sealed and gasketed fixtures; Keystone model has AC-output feature
KT-EMRG-800-T5	ISL-54	Keystone model includes AC-output feature	LP550	Bodine model is 1" longer and can be used in sealed and gasketed fixtures; Keystone model has AC-output feature
KT-EMRG-1300-T5	ISL-540	Keystone model includes AC-output feature	LP600	Bodine model can be used in sealed and gasketed fixtures; Keystone model has AC-output feature
KT-EMRG-500-SL	I-32	Keystone model is 0.5" longer and includes AC-output feature	B100LP	Bodine model is almost 7" longer and little thinner, can be used with sealed and gasketed fixtures; Keystone model includes AC-output feature
KT-EMRG-700-SL	N/A	None	B60LP	Bodine model is 3" longer and a little thinner, can be used with sealed and gasketed fixtures; Keystone model includes AC-output feature
KT-EMRG-1400-SL	I-320	Keystone model includes AC-output feature, is 1.25" longer, and a little thinner in comparison to IOTA's model	B50LP	Bodine model is approx. 7" longer and a little thinner, can be used with sealed and gasketed fixtures; Keystone model includes AC-output feature

### MAGNETIC FLUORESCENT BALLASTS

Keystone Part Number	Description	ULT/Magnetek Part Number	Advance Part Number	GE Part Number	Sylvania Part Number
CC1322MTP	13-22 Watt, 2-Pin Compact Fluorescent	200-H2P	LO-13-22-TP	GEM1CF13PH120	N/A
113SHPTP	(1) 13 Watt, 2-Pin Compact Fluorescent, High Power Factor	4112P	H-1B13-TP-W	N/A	N/A
CC579TP	5, 7, 9 Watt, 2-Pin Compact Fluorescent	4105F2P	LPL-5-9-TP	N/A	N/A
SS22WSTP	22W Circline, Small Case, Self Start	200-C-S-P	N/A	N/A	N/A

Product specifications are subject to change without notice. Keystone Technologies, LLC does not warrant or guarantee the accuracy of this cross reference guide. **Please contact Keystone Technologies for help with proper ballast selection.**

Specifications subject to change without notice. For complete product specifications, visit [www.keystoneballast.com](http://www.keystoneballast.com)

Keystone Technologies, LLC | North Wales, PA 19454 | Phone (800) 464-2680 | [www.keystoneballast.com](http://www.keystoneballast.com)