

KT-VTLED44PS-4A-8CSA-VDIM

LED VAPORTIGHT FIXTURE

DESCRIPTION

4' LED Vaportight Fixture | 120–277V Input | Frosted Lens | 0–10V Dimming

APPLICATION

Used for commercial and industrial rugged or outdoor applications



PRODUCT FEATURES

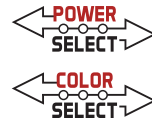
- Features Keystone Color Select technology. Adjust CCT between 3500K/4000K/5000K
- Features Keystone Power Select technology. Adjust power between 44W/28W/18W
- Traditional design, narrow body, Vapor Tight fixture, suitable for rugged, demanding applications
- Powered by Keystone 120-277V, 0–10V dimming LED driver, 10% minimum
- Smooth, diffused, impact resistant polycarbonate lens provides even lit appearance
- Compatible with Keystone motion and occupancy sensors, featuring high-end trim and daylight sensing.
- Stainless steel, tamper resistant lens clips (screws not included)
- Includes mounting hardware, cordgrip, and hole plug for out-of-the-box installation
- Compatible with Keystone SmartSafe emergency backups, max of 30°C ambient operating temperature with emergency pack installed
- NEMA 4X rated enclosure
- IP66 Ingress Protection
- IK10 Impact Rating
- Ambient operating temperature: -40°C/-40°F to 50°C/122°F
- LED chip lifetime: L70 >100,000 hours @ 25°C/77°F ambient fixture temperature
- PF: > 0.95
- THD: < 20%
- UL Certified for Wet Locations
- ETL Sanitation Listed NSF/ANSI Standard 2 - Food Equipment, Splash Zone (Not for Direct Food Zone)
- DesignLights Consortium® (DLC) qualified product. *Not all product variations listed on this page are DLC premium. Visit <https://qpl.designlights.com> to confirm if the product meets the DLC Standard or Premium designation*

PRODUCT SPECIFICATIONS

| Catalog Number | Input Voltage | Wattage | Color Temperature | Lumens | Efficacy | Rated Life | CRI | Power Factor |
|----------------------------|---------------|---------|-------------------|--------|----------|------------|-----|--------------|
| KT-VTLED44PS-4A-8CSA-VDIM* | 120-277V | 44W | 3500K | 5,764 | 131 lm/W | 50,000 hrs | >80 | >0.9 |
| | | | 4000K | 5,808 | 132 lm/W | | | |
| | | | 5000K | 5,852 | 133 lm/W | | | |
| | | 28W | 3500K | 3,892 | 139 lm/W | | | |
| | | | 4000K | 3,920 | 140 lm/W | | | |
| | | | 5000K | 3,948 | 141 lm/W | | | |
| | | 18W | 3500K | 2,556 | 142 lm/W | | | |
| | | | 4000K | 2,574 | 143 lm/W | | | |
| | | | 5000K | 2,592 | 144 lm/W | | | |

ONE CATALOG NUMBER WITH 9 DIFFERENT OPTIONS

* Preset to highest lumen output (44W / 5000K)
 * Color Uniformity: CCT (Correlated Color Temperature) range as per guidelines outlined in ANSI C78.377-2017.

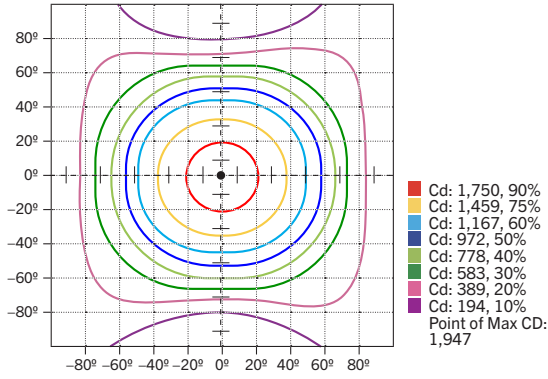


KT-VTLED44PS-4A-8CSA-VDIM

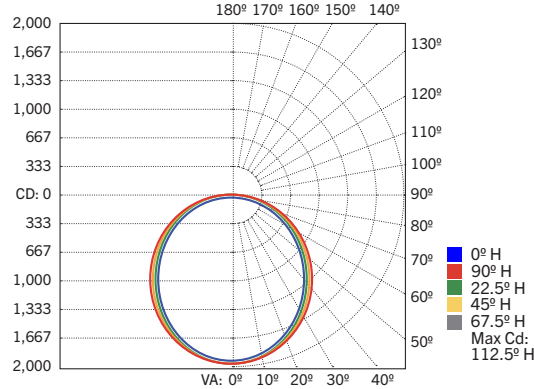
LED VAPORTIGHT FIXTURE

PHOTOMETRIC SPECIFICATIONS

ISOCANDELA PLOT



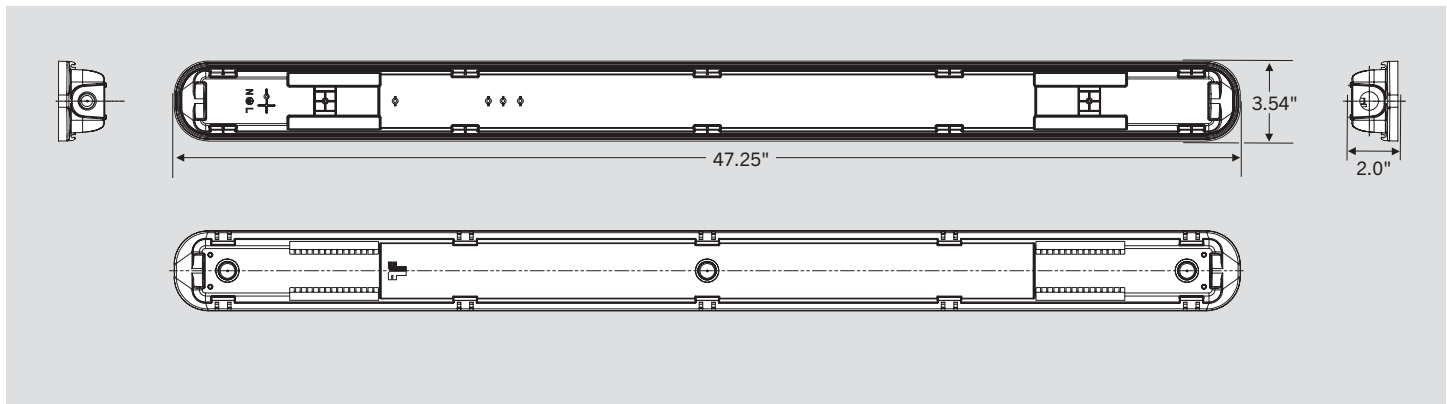
POLAR CANDELA DISTRIBUTION



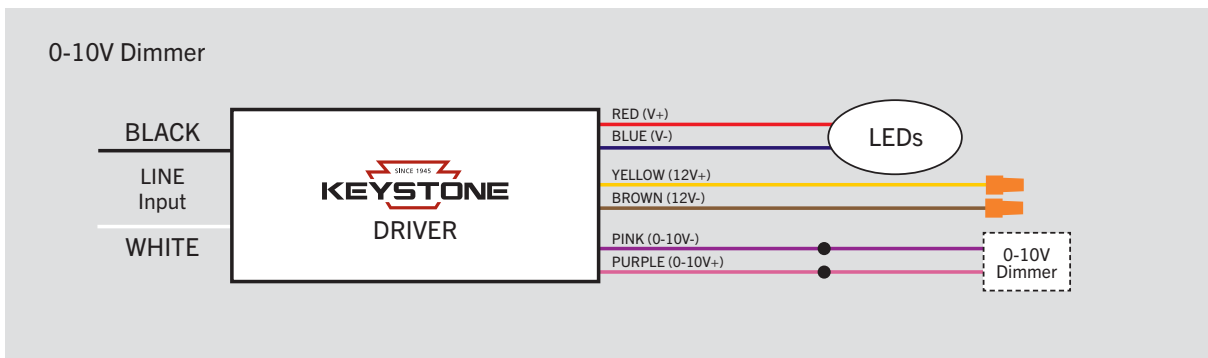
ZONAL LUMEN SUMMARY

| Zone | Lumens | % Luminaire |
|--------|---------|-------------|
| 0-30 | 1,471.7 | 24.9% |
| 0-40 | 2,389.2 | 40.4% |
| 0-60 | 4,185.5 | 70.8% |
| 60-90 | 1,430.6 | 24.2% |
| 70-100 | 889.3 | 15.0% |
| 90-120 | 258.3 | 4.4% |
| 0-90 | 5,616.0 | 95.0% |
| 90-180 | 293.3 | 5.0% |
| 0-180 | 5,909.3 | 100% |

PHYSICAL SPECIFICATIONS



WIRING DIAGRAMS



KT-VTLED44PS-4A-8CSA-VDIM

LED VAPORTIGHT FIXTURE

ACCESSORIES

SENSORS

Factory-Installable OR Field-Installable (field-installable purchased separately)

| ✓ | SUFFIX* | CATALOG NUMBER | DESCRIPTION | UPC | EASY CODE |
|---|---------|------------------|--|--------------|-----------|
| | /MW3 | KTS-MW3-UV-KO-K2 | Microwave Multifunction Occupancy/Daylight Sensor Kit, Includes 120-277V input to 12V DC convertor, IP65 12V input sensor head, nomex sleeve, extension neck | 843654134352 | TBV-76 |




Microwave Sensor Kit
KTS-MW3-UV-KO-K2

* FOR FACTORY INSTALLATION OF ACCESSORY, ADD SUFFIX TO FIXTURE PART NUMBER (SEE ORDERING EXAMPLES AND INSTRUCTIONS ON LAST PAGE OF SPEC SHEET).

CORD SETS

Factory-Installable OR Field-Installable (field-installable purchased separately)

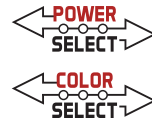
| ✓ | SUFFIX* | CATALOG NUMBER | DESCRIPTION | UPC | EASY CODE |
|---|----------|---------------------|---|--------------|-----------|
| | /515P6 | KT-CS-515P-6-18/3 | Cord set for high bay; 125V NEMA 5-15P; straight blade plug; 6' SJTOW cable; 18/3 wire | 843654140124 | UKH-26 |
| | /L715P10 | KT-CS-L715P-10-16/3 | Cord set for high bays; 277V NEMA L7-15P; twist lock plug; 10' SJTOW cable; 16/3 wire | 843654140131 | SFV-88 |
| | /L615P10 | KT-CS-L615P-10-16/3 | Cord set for high bays; 250V NEMA L6-15P; twist lock plug; 10' SJTOW cable; 16/3 wire | 843654140148 | ZQS-05 |
| | /L515P10 | KT-CS-L515P-10-16/3 | Cord set for high bays; 125V NEMA L5-15P; twist lock plug; 10' SJTOW cable; 16/3 wire | 843654140155 | GVH-22 |
| | /L715P6 | KT-CS-L715P-6-16/3 | Cord set for high bays; 277V NEMA L7-15P; twist lock plug; 6' SJTOW cable; 16/3 wire | 843654140162 | DVU-44 |
| | /L615P6 | KT-CS-L615P-6-16/3 | Cord set for high bays; 250V NEMA L6-15P; twist lock plug; 6' SJTOW cable; 16/3 wire | 843654140179 | LCW-66 |
| | /L515P6 | KT-CS-L515P-6-16/3 | Cord set for high bays; 125V NEMA L5-15P; twist lock plug; 6' SJTOW cable; 16/3 wire | 843654140186 | POC-82 |
| | /NP10 | KT-CS-NP-10-16/3 | Cord for high bays; no plug; inners 1/2" strip on both ends; 10' SJTOW cable; 16/3 wire | 843654140193 | YOH-90 |
| | /NP6 | KT-CS-NP-6-16/3 | Cord for high bays; no plug; inners 1/2" strip on both ends; 6' SJTOW cable; 16/3 wire | 843654140216 | HUB-73 |
| | /NP15 | KT-CS-NP-15-16/3 | Cord for high bays; no plug; inners 1/2" strip on both ends; 15' SJTOW cable; 16/3 wire | 843654140209 | EYD-18 |



Cord Sets

* FOR FACTORY INSTALLATION OF ACCESSORY, ADD SUFFIX TO FIXTURE PART NUMBER (SEE ORDERING EXAMPLES AND INSTRUCTIONS ON LAST PAGE OF SPEC SHEET).
NOTE: FOR CORD SETS NOT LISTED HERE, PLEASE CONTACT YOUR KEYSTONE SALES REP.

(Accessories continued on next page)



KT-VTLED44PS-4A-8CSA-VDIM


LED VAPORTIGHT FIXTURE

ACCESSORIES (continued)

EMERGENCY BACKUP

Factory-Installable **OR** Field-Installable (field-installable purchased separately)

| ✓ | SUFFIX* | CATALOG NUMBER | DESCRIPTION | UPC | EASY CODE |
|---|---------|----------------------|---|--------------|-----------|
| | /EM5 | KT-EMRG-LED-5C-500 | 5W, 500 lumen Smart Safe emergency backup | 843654103099 | JTR-48 |
| | /EM12 | KT-EMRG-LED-12C-1200 | 12W, 1200 lumen Smart Safe emergency backup | 843654103112 | OJQ-32 |



* FOR FACTORY INSTALLATION OF ACCESSORY, ADD SUFFIX TO FIXTURE PART NUMBER (SEE ORDERING EXAMPLES AND INSTRUCTIONS ON LAST PAGE OF SPEC SHEET).
 † FACTORY INSTALLATION OF EMERGENCY BACKUP UNITS WILL AUTOMATICALLY INCLUDE ANY RELEVANT MOUNTING BRACKET.

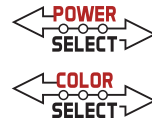
MOUNTS AND BRACKETS

Field-Installable / Field-Use **ONLY** (purchased separately)

| CATALOG NUMBER | DESCRIPTION | UPC | EASY CODE |
|----------------------|---|--------------|-----------|
| KT-VTLED-45SM-1-KIT | 45° steel surface mount kit for all Keystone vapor tight fixtures | 843654123455 | JDN-49 |
| KT-VTLED-TPSCREW-KIT | Screws for tamper-proofing vapor tight fixtures. Includes 14 screws | TBD | TBD |



(Accessories continued on next page)



KT-VTLED44PS-4A-8CSA-VDIM

LED VAPORTIGHT FIXTURE

ORDERING INFORMATION

| ORDER CODE | PACK QUANTITY | UPC | EASY CODE | DLC PRODUCT ID |
|---------------------------|---------------|--------------|-----------|----------------|
| KT-VTLED44PS-4A-8CSA-VDIM | 1 | 843654134451 | TFZ-02 | PEMNI17A |
| | | | | S-QHSKVR |
| | | | | PD01Q4XH |

CATALOG NUMBER BREAKDOWN

KT-VTLED44PS-4A-8CSA-VDIM

| 1 | 2 | 3 | 4 | 5 | 6 | 7 | 8 | 9 | 10 | 11 | |
|-------------------------|--------------------------|-----------|----------------|---------------------|-------------|----------|---------------------|----------------------------|---------------------|-----------------------|--------------------------------------|
| 1 Keystone Technologies | 2 LED Vaportight Fixture | 3 Wattage | 4 Power Select | 5 4' Nominal Length | 6 Lmap Type | 7 80 CRI | 8 Color Temperature | 9 Color Select Designation | 10 0–10V Dimming | 11 Additional Options | |
| | | | | | | | | A | 3500K, 4000K, 5000K | No Option | |
| | | | | | | | | | | /MW3 | Microwave Occupancy Sensor Installed |

ORDERING EXAMPLES

FIXTURE WITH MULTIPLE FACTORY-INSTALLED ACCESSORIES*

KT-VTLED44PS-4A-8CSA-VDIM/MW3/NP10/EM5/TPSCREW

FIXTURE WITH MULTIPLE FACTORY-INSTALLED ACCESSORIES*

KT-VTLED44PS-4A-8CSA-VDIM/MW3/EM5/TPSCREW

FIXTURE WITH TWO FACTORY-INSTALLED ACCESSORIES*

KT-VTLED44PS-4A-8CSA-VDIM/MW3NP10

FIXTURE WITH SINGLE FACTORY-INSTALLED ACCESSORY

KT-VTLED44PS-4A-8CSA-VDIM/MW3

FIXTURE WITH NO FACTORY-INSTALLED ACCESSORIES

KT-VTLED44PS-4A-8CSA-VDIM

| KEYSTONE FIXTURE | |
|------------------|---------------------------|
| CATALOG NUMBER | |
| | KT-VTLED44PS-4a-8CSA-VDIM |

| SENSORS | |
|---------|------------------|
| SUFFIX | CATALOG NUMBER |
| ✓ /MW3 | KTS-MW3-UV-KO-K2 |

| CORD SETS | |
|-----------|------------------|
| SUFFIX | CATALOG NUMBER |
| ✓ /NP10 | KT-CS-NP-10-16/3 |

| EMERGENCY BACKUP | |
|------------------|--------------------|
| SUFFIX | CATALOG NUMBER |
| ✓ /EM5 | KT-EMRG-LED-5C-500 |

| MOUNTS AND BRACKETS | |
|---------------------|----------------------|
| SUFFIX | CATALOG NUMBER |
| ✓ /TPSCREW | KT-VTLED-TPSCREW-KIT |

* WHEN ORDERING MORE THAN ONE FACTORY-INSTALLED ACCESSORY, USE MULTIPLE SUFFIXES AS SHOWN IN THE ORDERING EXAMPLES ABOVE.
NOTE: ALL ACCESSORIES CAN ALSO BE ORDERED SEPARATELY FOR FIELD INSTALLATION USING JUST THEIR REGULAR CATALOG NUMBER, UPC, OR EASY CODE.