



KT-LED14.5T8-48GC-8XX-D-FDIM

T8 LED LAMP

DESCRIPTION

14.5W T8 LED | 3000-5000K | >83 CRI | High Efficiency



LAMP TYPE: Linear
BULB TYPE: T8 LED
BASE TYPE: G13 (Medium Bi-Pin)
WATTAGE: 14.5W
COLOR TEMPERATURE: 3000-5000K
COLOR RENDERING INDEX (CRI): >83
WARRANTY: 5 Years



PRODUCT FEATURES

• Dimmable via TRIAC Dimmers (Forward Phase Control)

- Replacement for Conventional Fluorescent Lamp
- 50,000+ Hour Lifetime
- Approx. 40% More Energy Efficient than Standard F32T8 Lamps
- Environmentally Friendly: No Mercury Used
- Instant Startup
- Frosted Lens Eliminates Pixelation
- UL Classified ; Listed on DLC QPL
- Operating Temperature: -20°C/-4°F to 45°C/113°F
- Integral Driver (Isolated), Eliminates the Need for External Driver or Ballast

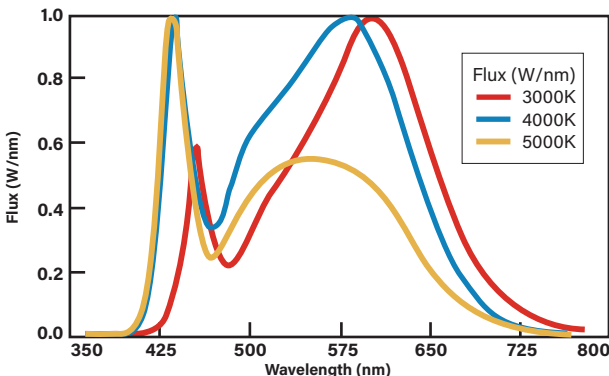
- 120+ Lumens per Watt
- Improved Lamp Durability with Shatterproof Coated Glass, designed to pass drop tests of 6' on hard surface
- ETL Sanitation Listed NSF/ANSI Standard 2 - Food Equipment, Splash Zone (Not for Direct Food Zone without additional fixture considerations)
- Lamp is dimmable when used with an appropriate dimming accessory (purchased separately). Contact Keystone for more details to find out what is best for the intended application.

ELECTRICAL AND PERFORMANCE SPECIFICATIONS

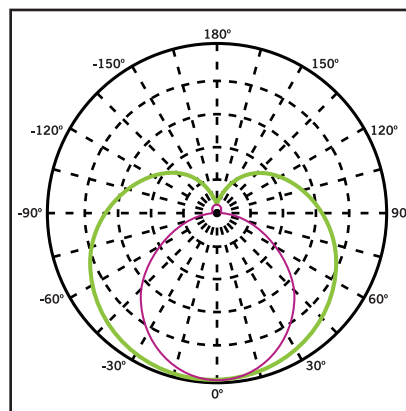
Catalog Number	Input Voltage	Power Consumption	Color Temperature (CCT)	Luminous Flux	Efficacy	Beam Angle	Visible Light Area	Power Factor	Input Current	Rated Life
KT-LED14.5T8-48GC-830-D-FDIM	120V	14.5W	3000K	1800 lm	124 lm/W	240°	325°	>0.9	0.12A @ 120V	L70 (Hours) 50,000
KT-LED14.5T8-48GC-835-D-FDIM			3500K	1800 lm	124 lm/W					
KT-LED14.5T8-48GC-840-D-FDIM			4000K	1900 lm	131 lm/W					
KT-LED14.5T8-48GC-850-D-FDIM			5000K	1900 lm	131 lm/W					

PHOTOMETRIC SPECIFICATIONS

SPECTRAL DISTRIBUTION



POLAR CANDELA DISTRIBUTION



- Located at Horizontal Angle = 0, Vertical Angle 0
1. Violet Vertical Plane through Horizontal Angles (90-270)
 2. Green Vertical Plane through Horizontal Angles (0-180)

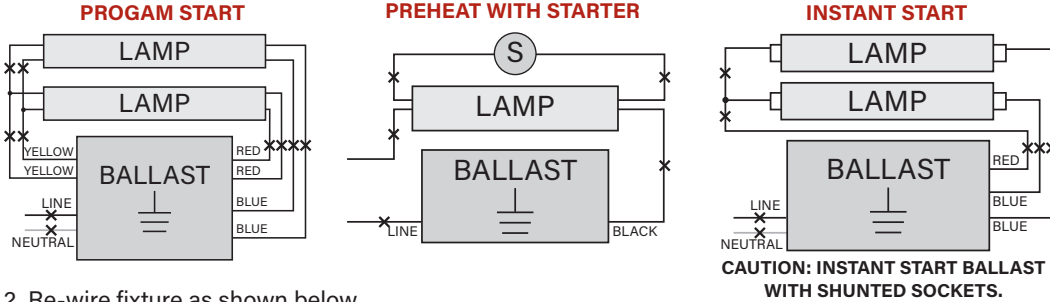
KT-LED14.5T8-48GC-8XX-D-FDIM

T8 LED LAMP

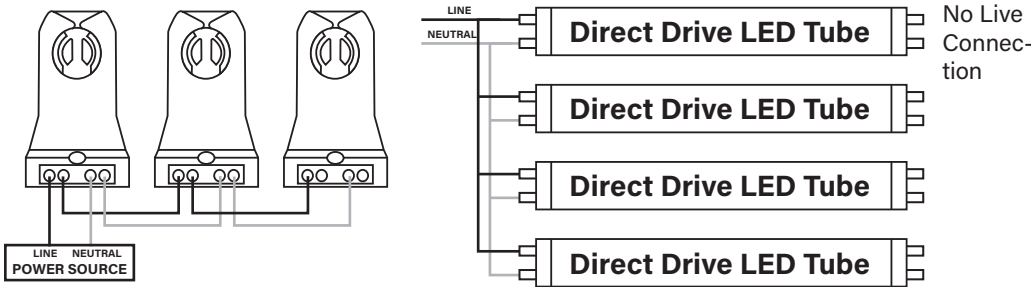
WIRING DIAGRAMS

1. Cut all existing connections to ballast as shown below and remove ballast.

Typical Ballast Configurations:



2. Re-wire fixture as shown below.



Typical Non-Shunted Lampholder

Connect wires directly to these terminals

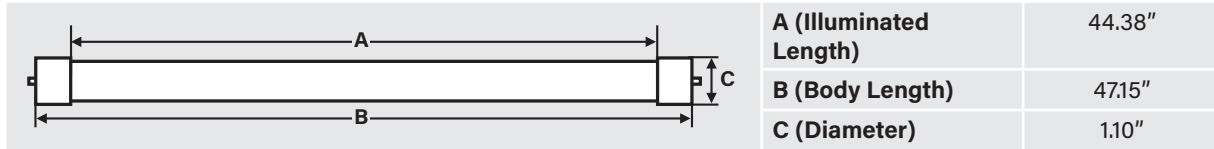
CAUTION:
Use only non-shunted lampholders.

Do not install product in a fixture with shunted lampholders (found in all fixtures using instant start ballasts). If the current lampholders are shunted, remove them and replace them with non-shunted lampholders. Make new connections directly to terminals as indicated above.

Keystone can provide any style replacement lampholders. Call us at 800-464-2680.

PHYSICAL SPECIFICATIONS

LAMP DIMENSIONS



NOMINAL LENGTH: 48" BASE TYPE: G13 (Medium Bi-Pin)

ORDERING INFORMATION

Order Code	Pack Qty	Easy Code	UPC	DLC PRODUCT ID
KT-LED14.5T8-48GC-830-D-FDIM	25	TBD	843654113203	PLD2OC0UHAN8
KT-LED14.5T8-48GC-835-D-FDIM	25	IQW-53	843654113210	P5B4KR3N
KT-LED14.5T8-48GC-840-D-FDIM	25	RVM-94	843654113227	PLV2EJZA3H5D
KT-LED14.5T8-48GC-850-D-FDIM	25	RVM-94	843654113234	PFPPNB5W

CATALOG NUMBER BREAKDOWN

KT-LED14.5T8-48GC-8XX-D-FDIM

- | | | | |
|--------------------------------|-------------------------------------|------------------------------|---------------------------------|
| 1 Keystone Technologies | 4 Lamp Type | 7 80 CRI | 10 Forward Phase Dimming |
| 2 LED Lamp | 5 Nominal Length (Inches) | 8 Color Temperature | |
| 3 Wattage | 6 Shatter-Proof Coated Glass | 9 Direct Drive Series | |