



# KT-LED15T8-48G-835-S /G2

## T8 LED LAMP

### DESCRIPTION

15W T8 LED | 3500K | >80 CRI | High Efficiency | Ballast Compatible



<b>LAMP TYPE:</b> Linear
<b>BULB TYPE:</b> T8 LED
<b>BASE TYPE:</b> G13 (Medium Bi-Pin)
<b>WATTAGE:</b> 15W
<b>COLOR TEMPERATURE:</b> 3500K
<b>COLOR RENDERING INDEX (CRI):</b> >80
<b>WARRANTY:</b> 5 Years



### PRODUCT FEATURES

- Compatible with Most Instant Start Electronic T8 Ballasts, Contact Keystone for Ballast Compatibility List
- Direct Replacement for the Following Fluorescent Lamps: F32T8/32W, F32T8/30W, F32T8/28W, F32T8/25W
- UL Listed
- 50,000+ Hour Lifetime
- Environmentally Friendly: No Mercury Used
- Instant Startup
- Frosted Lens Eliminates Pixelation
- Operating Temperature: -20°C/-4°F to 45°C/113°F
- 100+ Lumens per Watt (Bare Lamp Efficacy)
- Suitable for Dry and Damp Locations

### OPERATING SPECIFICATIONS

#### ELECTRICAL AND PERFORMANCE CHARACTERISTICS

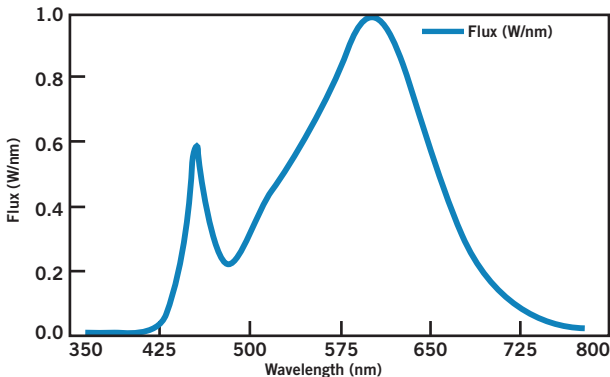
Input Voltage	CRI	Bare Lamp Wattage	Nominal Lamp Lumens	System Wattage*			Initial Lumens*			Visible Light Area	Nominal Bare Lamp Efficacy	Power Factor	Max. THD
				0.78BF	0.88BF	1.18BF	0.78BF	0.88BF	1.18BF				
Ballast Dependent	>80	15W	2100 lm	16W	18W	22.5W	1920 lm	2140 lm	2770 lm	325°	140	>0.9	20%

\* Nominal values. Actual values may vary depending on electronic ballast used.

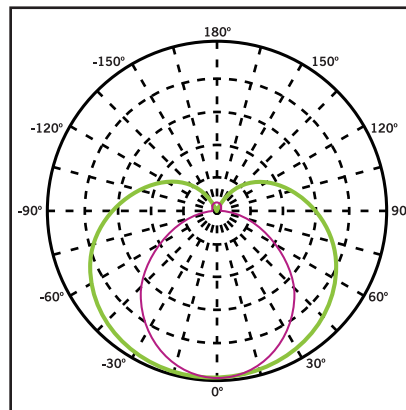
#### RATED LIFE

L70 (Hours)	50,000
-------------	--------

#### SPECTRAL DISTRIBUTION



#### POLAR CANDELA DISTRIBUTION



Maximum Candela = 1248.55  
 Located at Horizontal Angle = 0,  
 Vertical Angle 0

1. Violet Vertical Plane through Horizontal Angles (90-270)
2. Green Vertical Plane through Horizontal Angles (0-180)

**Beam Angle: 220°**

**Visible Light Area: 325°**



**SMARTDRIVE LED**  
PLUG & PLAY WITH BALLAST

## KT-LED15T8-48G-835-S /G2

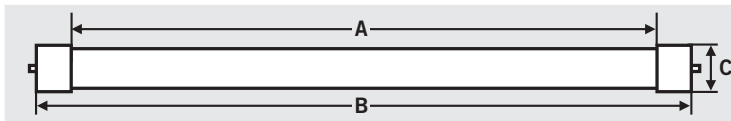
### T8 LED LAMP

#### WIRING

**Plug and Play:** Simply replace the existing fluorescent lamp with Keystone Smart Drive LED lamp. No changes to the existing fluorescent ballast wiring needed. For ballast compatibility questions, please contact Keystone.

#### PHYSICAL CHARACTERISTICS

##### LAMP DIMENSIONS



<b>A (Illuminated Length)</b>	44.70"
<b>B (Body Length)</b>	47.15"
<b>C (Diameter)</b>	1.00"

**NOMINAL LENGTH:** 48" **BASE TYPE:** G13 (Medium Bi-Pin)

#### ORDERING INFORMATION

ORDER CODE	PACKAGING STYLE	PACK QTY.	ITEM STATUS
KT-LED15T8-48G-835-S /G2-CP	Carton Pack (Egg Crate Packaging)	25	Quick Ship

#### CATALOG NUMBER BREAKDOWN

## KT-LED15T8-48G-835-S /G2-CP

Keystone Technologies	LED Lamp	Wattage	Lamp Type	Nominal Length (Inches)	Glass Case	800 Series	Color Temp.	Smart Drive Series	2nd Generation	Packaging Style
-----------------------	----------	---------	-----------	-------------------------	------------	------------	-------------	--------------------	----------------	-----------------