



KT-LED15T8-48GX-8CSJ-DX2

T8 LED LAMP

DESCRIPTION

15W T8 LED Lamp | 3000/3500/4000/5000/6500K | > 80 CRI | High-Efficiency | Single- or Double-ended Line Voltage Wiring



LAMP TYPE: Linear

BULB TYPE: T8 LED


BASE TYPE: G13 (Medium Bi-Pin)

WATTAGE: 15W

COLOR TEMPERATURE: 3000/3500/4000/5000/6500K

COLOR RENDERING INDEX (CRI): > 80

WARRANTY: 5 Years



PRODUCT FEATURES

- Replacement for conventional fluorescent lamp
- Single- or double-ended line voltage wiring
- Keystone Color Select technology (3000/3500/4000/5000/6500K)
- Instant startup
- Frosted glass lens eliminates pixelation
- Approximately 60% more energy-efficient than standard F32T8 lamps
- Environmentally friendly: No mercury used
- 135+ Lumens per Watt
- Operating temperature: -20°C/-4°F to 45°C/113°F
- Storage temperature: -30°C/-22°F to 60°C/140°F
- Operating humidity: 10-80%
- Integral driver (isolated) eliminates the need for external driver or ballast
- Not compatible with Keystone AC emergency drivers: KT-EMRG-LED-5-500-AC, KT-EMRG-LED-5-500-AC/DF, KT-EMRG-LED-12-1200-AC, or KT-EMRG-LED-12-1200-AC /DF
- Not rated for use in Vapor Tight style fixtures
- Meets FCC Part 15, Class B
- 50,000+ hour lifetime
- UL Classified
- Lamp is dimmable when used with an appropriate dimming accessory (purchased separately). Contact Keystone for more details to find out what is best for the intended application.

COLOR SELECT (CCT) ADJUSTMENT

- This fixture is equipped with field-adjustable Keystone Color Select technology.
- Adjustable CCT (3000/3500/4000/5000/6500K).
- Adjust dip switch to desired setting (preset to 4000K CCT).



ELECTRICAL SPECIFICATIONS

Input Voltage	Power Consumption	CCT*	Lumen Output	Efficacy	CRI	Beam Angle	Visible Light Area	Power Factor	THD	Input Current	Lifetime
120-277 Vac 60Hz	15W	3,000K	2,050	136 lm/W	>80	240°	325°	>0.9	>20%	125mA @120V 53mA @277V	50,000 hrs
		3,500K	2,135	142 lm/W							
		4,000K	2,200	146 lm/W							
		5,000K	2,200	146 lm/W							
		6,500K	2,125	142 lm/W							

* Preset to 4000K CCT; Color Uniformity: CCT (Correlated Color Temperature) range as per guidelines outlined in ANSI C78.377-2017

KT-LED15T8-48GX-8CSJ-DX2

T8 LED LAMP

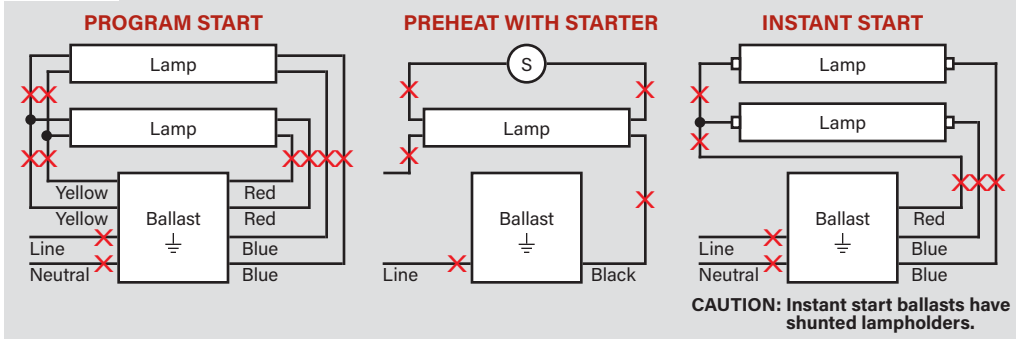
WIRING DIAGRAMS

WARNING: NOT COMPATIBLE WITH KEYSTONE AC EMERGENCY BACKUPS


SINGLE-ENDED WIRING DIAGRAM

1. Cut all existing connections to ballast as shown below and remove ballast. See Figure A for typical ballast configurations. **Note: Single-ended wiring requires non-shunted lampholders.**

FIGURE A Typical Ballast Wiring Configurations



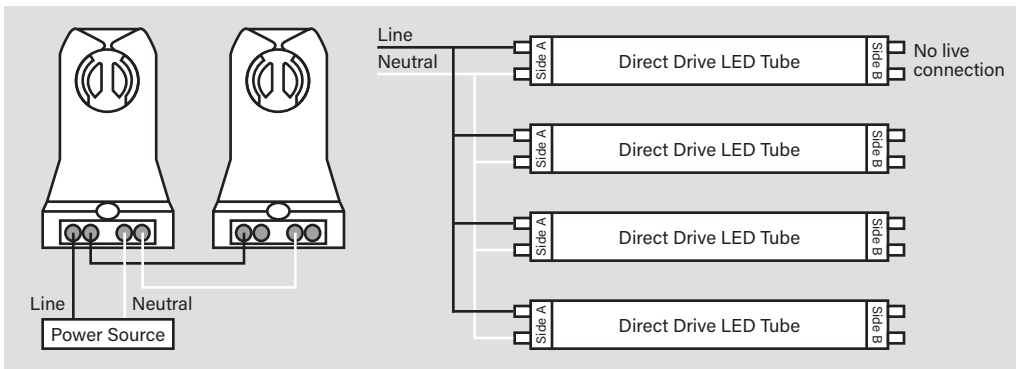
TYPICAL NON-SHUNTED LAMPHOLDER



Connect wires directly to these terminals

CAUTION: FOR SINGLE-ENDED WIRING USE ONLY NON-SHUNTED LAMPHOLDERS.

2. Rewire fixture as shown below.

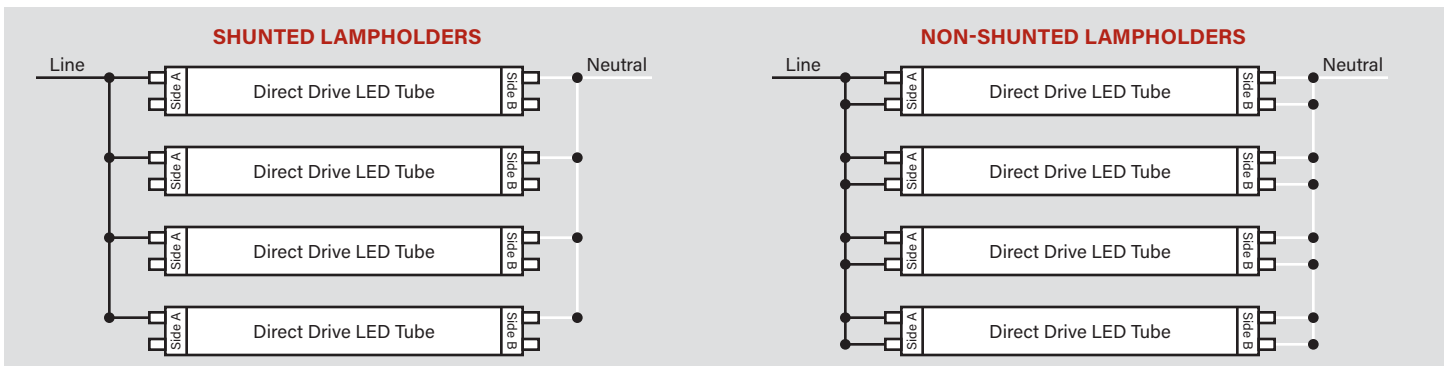


For Single-ended wiring, do not install product in a fixture with shunted lampholders (found in all fixtures using instant start ballasts). If the current lampholders are shunted, remove them and replace them with non-shunted lampholders. Make new connections directly to terminals as indicated above. Keystone can provide any style replacement lampholders. Call us at 800-464-2680.

DOUBLE-ENDED WIRING DIAGRAM

1. Cut all existing connections to ballast as shown below and remove ballast. See Figure A above for typical ballast configurations.
2. Re-wire fixture as shown below. For double-ended wiring, use either shunted or nonshunted lampholders.

NOTE: There should not be any exposed wires at the end of installation.

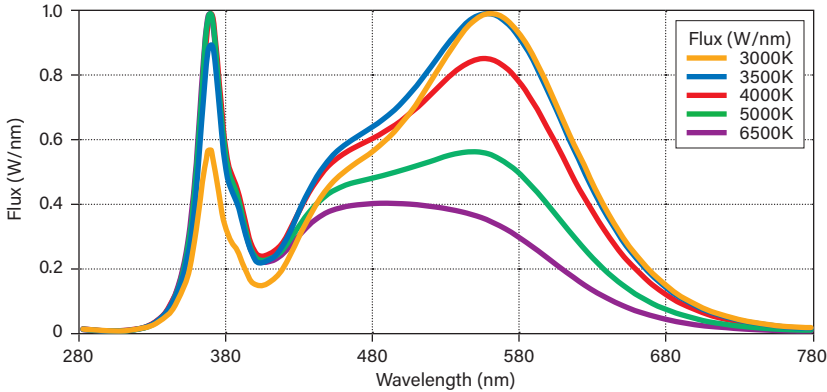


KT-LED15T8-48GX-8CSJ-DX2

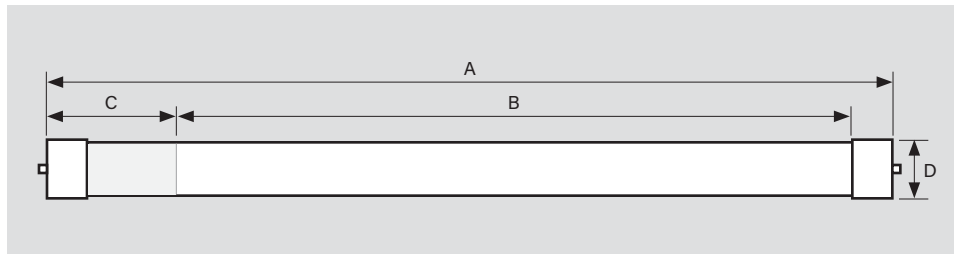
T8 LED LAMP

PHOTOMETRIC SPECIFICATIONS

SPECTRAL DISTRIBUTION



PHYSICAL SPECIFICATIONS



LAMP DIMENSIONS

A (Body Length)	47.20"
B (Illuminated Length)	44.00"
C (End Cap/Sticker Area)	2.25"
D (Diameter)	1.10"

NOMINAL LENGTH: 48"

BASE TYPE: G13 (Medium Bi-Pin)

ORDERING INFORMATION

ORDER CODE	CARTON QUANTITY	UPC	EASY CODE	DLC PRODUCT ID
KT-LED15T8-48G-8CSJ-DX2	25 pcs	843654140841	QWC-62	S-UD3RQB
KT-LED15T8-48GC-8CSJ-DX2	25 pcs	843654171036	ZJZ-98	TBD

CATALOG NUMBER BREAKDOWN

KT-LED15T8-48GX-8CSJ-DX2

1 2 3 4 5 6 7 8 9 10

- 1 Keystone Technologies
- 2 LED Lamp
- 3 Wattage
- 4 Lamp Type
- 5 Nominal Length (Inches)
- 6 Construction Type
- 7 CRI
- 8 Color Select
- 9 Color Select Designation
- 10 Single- or Double-Ended Line Voltage Wiring

6 Construction Type

G	Glass
GC	Glass Coated

9 Color Select Designation

J	3000/3500/4000/5000/6500K
---	---------------------------