



# KT-LED45HID-E26-840-D /G3

## HID REPLACEMENT LED LAMP

### DESCRIPTION

45W HID Replacement LED Lamp | 4000K | >80 CRI | IP64 Rated

<b>LAMP TYPE:</b> HID Replacement LED
<b>BASE TYPE:</b> E26 (Medium)
<b>WATTAGE:</b> 45W
<b>COLOR TEMPERATURE:</b> 4000K
<b>METAL HALIDE EQUIVALENT:</b> 175W
<b>COLOR RENDERING INDEX (CRI):</b> >80
<b>WARRANTY:</b> 5 Years



### PRODUCT FEATURES

- Replacement for conventional metal halide lamp
- 50,000+ hour lifetime
- Environmentally friendly: No mercury used
- Instant startup
- UL listed
- Suitable for use in fully enclosed fixture. Minimum lamp compartment dimensions: 8in x 8in x 10in
- Operating temperature: -40°C/-40°F to 60°C/140°F
- Integral driver, eliminates the need for external driver or ballast; includes 4kV surge protection
- IP64 rated; integrated heat sink quickly dissipates heat and guides water intrusion out of the lamp
- Do not use with standard dimmers. Not compatible with phase dimmers. Dimming functions with sensors only

### OPERATING SPECIFICATIONS

#### ELECTRICAL CHARACTERISTICS

Input Voltage	Power Consumption	Power Factor	Input Current
120-277Vac	45W	>0.9	0.38A @ 120V 0.16A @ 277V

#### PHOTOMETRIC CHARACTERISTICS

Color Temperature (CCT)	4000K
Luminous Flux	6570 lm
Color Rendering Index (CRI)	>80
Efficacy	146 lm/W
Visible Light Area	360°

#### SMART PORT

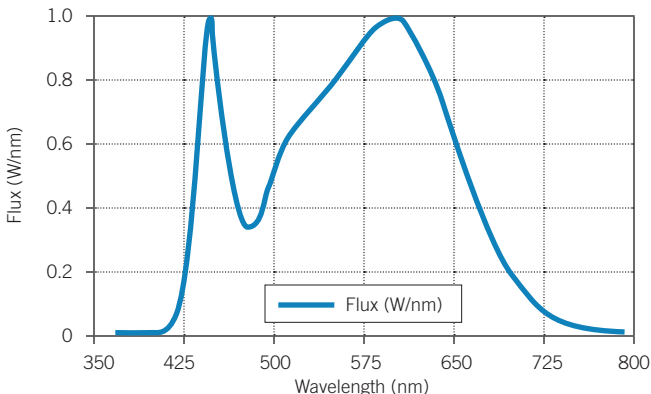


On the top of the lamp is a low-voltage AUX port for lamp level sensor controls which are coming soon, Q2+ 2019.

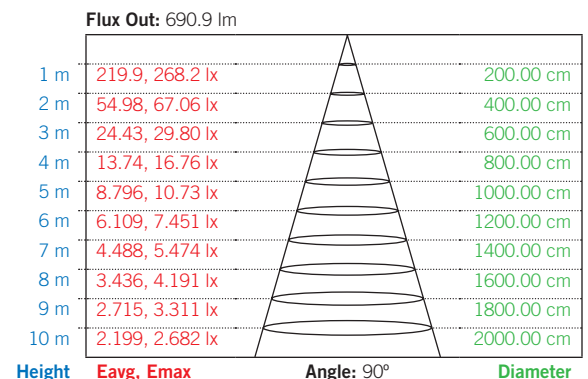
#### RATED LIFE

L70 (Hours)	50,000
-------------	--------

#### SPECTRAL DISTRIBUTION



#### LUX DISTANCE CURVE





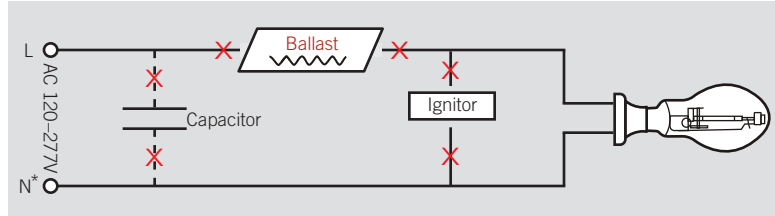
# KT-LED45HID-E26-840-D /G3

## HID REPLACEMENT LED LAMP

### WIRING INSTRUCTIONS


#### STEP 1

**Disconnect power.** Disconnect and remove existing ballast, capacitor, and/or ignitor (where applicable) from fixture.




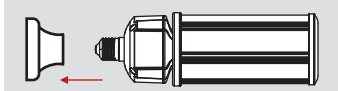
#### STEP 2

Rewire for line voltage to the lamp socket. Lamp is compatible with 120-277V from single phase, three phase wye, and three phase delta systems.



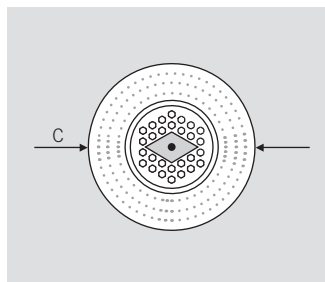
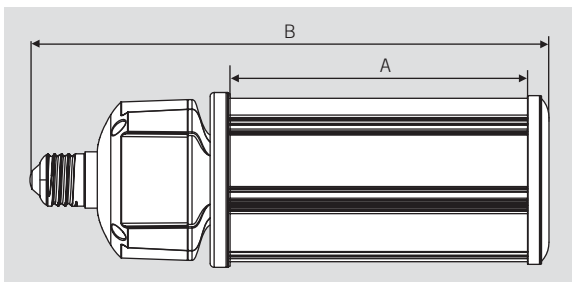
#### STEP 3

Install new LED replacement lamp. Ensure lamp is operating properly when power is turned on.



\*or other line for certain three phase systems such as 120/208 three phase wye systems

### PHYSICAL CHARACTERISTICS



#### LAMP DIMENSIONS

A (Illuminated Length)	5.07"
B (Body Length)	9.13"
C (Diameter)	3.34"

**BASE TYPE:** E26 (Medium)



# KT-LED45HID-E26-840-D /G3

HID REPLACEMENT LED LAMP

## ORDERING INFORMATION

ORDER CODE	PACK QTY.	EASY CODE	UPC
KT-LED45HID-E26-840-D /G3-DP	16	JXX-32	843654123073

## CATALOG NUMBER BREAKDOWN

# KT-LED45HID-E26-840-D /G3-DP

1 2 3 4 5 6 7 8 9 10

- 1 Keystone Technologies
- 2 LED Lamp
- 3 Wattage
- 4 Lamp Type
- 5 Base Type
- 6 800 Series
- 7 Color Temperature
- 8 Direct-Drive Series
- 9 Generation
- 10 Packaging Style



# KT-LED45HID-E26-840-D /G3

## HID REPLACEMENT LED LAMP

### DESCRIPTION

45W HID Replacement LED Lamp | 4000K | >80 CRI | IP64 Rated



<b>LAMP TYPE:</b> HID Replacement LED
<b>BASE TYPE:</b> E26 (Medium)
<b>WATTAGE:</b> 45W
<b>COLOR TEMPERATURE:</b> 4000K
<b>METAL HALIDE EQUIVALENT:</b> 175W
<b>COLOR RENDERING INDEX (CRI):</b> >80
<b>WARRANTY:</b> 5 Years



### PRODUCT FEATURES

- Replacement for conventional metal halide lamp
- 50,000+ hour lifetime
- Environmentally friendly: No mercury used
- Instant startup
- UL listed
- Suitable for use in fully enclosed fixture. Minimum lamp compartment dimensions: 8in x 8in x 10in
- Operating temperature: -40°C/-40°F to 60°C/140°F
- Integral driver, eliminates the need for external driver or ballast; includes 4kV surge protection
- IP64 rated; integrated heat sink quickly dissipates heat and guides water intrusion out of the lamp
- Do not use with standard dimmers. Not compatible with phase dimmers. Dimming functions with sensors only

### OPERATING SPECIFICATIONS

#### ELECTRICAL CHARACTERISTICS

Input Voltage	Power Consumption	Power Factor	Input Current
120-277Vac	45W	>0.9	0.38A @ 120V 0.16A @ 277V

#### PHOTOMETRIC CHARACTERISTICS

Color Temperature (CCT)	4000K
Luminous Flux	6570 lm
Color Rendering Index (CRI)	>80
Efficacy	146 lm/W
Visible Light Area	360°

#### SMART PORT

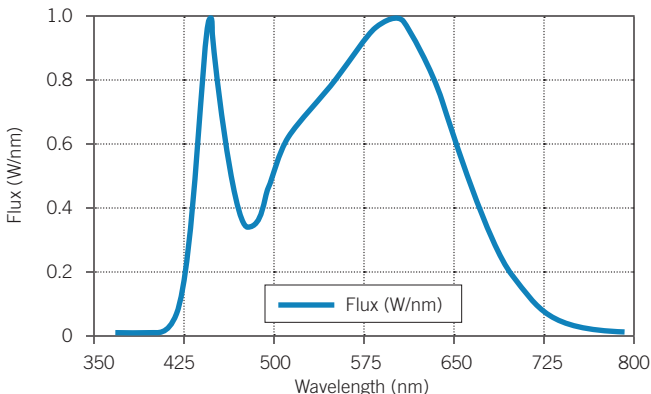


On the top of the lamp is a low-voltage AUX port for lamp level sensor controls which are coming soon, Q2+ 2019.

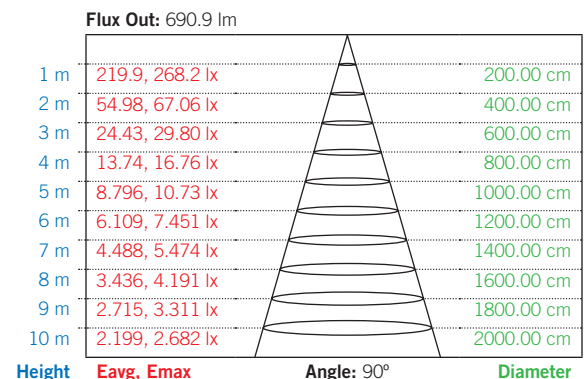
#### RATED LIFE

L70 (Hours)	50,000
-------------	--------

#### SPECTRAL DISTRIBUTION



#### LUX DISTANCE CURVE





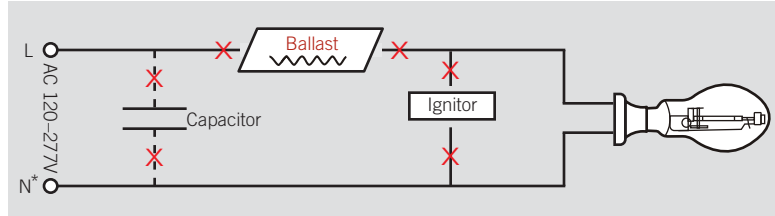
# KT-LED45HID-E26-840-D /G3

## HID REPLACEMENT LED LAMP

### WIRING INSTRUCTIONS


#### STEP 1

**Disconnect power.** Disconnect and remove existing ballast, capacitor, and/or ignitor (where applicable) from fixture.




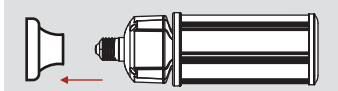
#### STEP 2

Rewire for line voltage to the lamp socket. Lamp is compatible with 120-277V from single phase, three phase wye, and three phase delta systems.



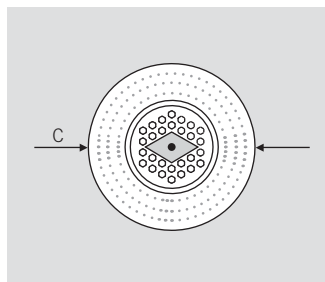
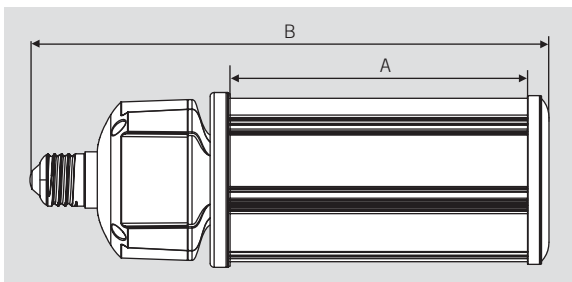
#### STEP 3

Install new LED replacement lamp. Ensure lamp is operating properly when power is turned on.



\*or other line for certain three phase systems such as 120/208 three phase wye systems

### PHYSICAL CHARACTERISTICS



#### LAMP DIMENSIONS

A (Illuminated Length)	5.07"
B (Body Length)	9.13"
C (Diameter)	3.34"

**BASE TYPE:** E26 (Medium)



# KT-LED45HID-E26-840-D /G3

HID REPLACEMENT LED LAMP

## ORDERING INFORMATION

ORDER CODE	PACK QTY.	EASY CODE	UPC
KT-LED45HID-E26-840-D /G3-DP	16	JXX-32	843654123073

## CATALOG NUMBER BREAKDOWN

# KT-LED45HID-E26-840-D /G3-DP

1 2 3 4 5 6 7 8 9 10

- 1 Keystone Technologies
- 2 LED Lamp
- 3 Wattage
- 4 Lamp Type
- 5 Base Type
- 6 800 Series
- 7 Color Temperature
- 8 Direct-Drive Series
- 9 Generation
- 10 Packaging Style