



# KT-LED130HID-V-EX39-840-S

## HID REPLACEMENT LED LAMP

### DESCRIPTION

130W HID Replacement LED Lamp | 4000K | >80 CRI | Ballast Compatible



<b>LAMP TYPE:</b> HID Replacement LED
<b>BASE TYPE:</b> EX39 (Mogul)
<b>WATTAGE:</b> 130W
<b>COLOR TEMPERATURE:</b> 4000K
<b>METAL HALIDE EQUIVALENT:</b> 400W/320W
<b>COLOR RENDERING INDEX (CRI):</b> >80
<b>WARRANTY:</b> 5 Years

### PRODUCT FEATURES

- **Compatible with Existing Magnetic HID Ballast (ANSI Codes: M59/M132/M135/M154/M155)**
- Plug and Play Installation; No Re-Wiring Required
- 50,000+ Hour Lifetime (L70); Lasts 2.5x Longer than Standard HID Lamps
- Environmentally Friendly: No Mercury Used
- Instant Startup
- Operating Temperature: -40°C to 35°C
- Suitable for Dry and Damp Locations
- Frosted Lens Eliminates Glare
- Rated for Open or Enclosed Fixtures
- Install Only in Vertical, Base-Up Orientation
- Lower Wattage Draw Can Extend Lifetime of HID Ballast
- When Retrofitted, Existing Fixture Changes from a Lagging (Inductive) Power Factor Source to a Leading (Capacitive) Power Factor Source; This Change May Help Improve the Building's Overall Electrical Power Factor
- Does Not Work on Reactor or Electronic Ballasts
- Lamp Includes Safety Tether for Additional Security When Installing Lamp in Luminaire
- Suitable for Use in Fully Enclosed Fixture

### OPERATING SPECIFICATIONS

#### 400W (M59, M135/M155) BALLAST APPLICATION

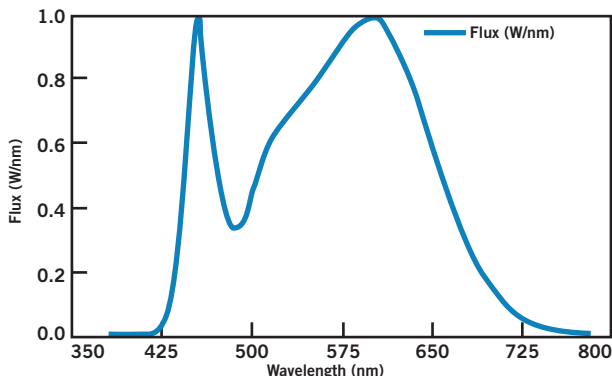
Catalog Number	Color Temp.	CRI	Lamp Wattage	Base Type	Orientation	Input Voltage	Lumens	System Wattage*
KT-LED130HID-V-EX39-840-S	4000K	>80	130W	EX39	Vertical	Ballast Dependent	12,600	166W

#### 320W (M132/M154) BALLAST APPLICATION

Catalog Number	Color Temp.	CRI	Lamp Wattage	Base Type	Orientation	Input Voltage	Lumens	System Wattage*
KT-LED130HID-V-EX39-840-S	4000K	>80	130W	EX39	Vertical	Ballast Dependent	10,700	138W

\*Nominal values. Actual values may vary depending on ballast used.

### SPECTRAL DISTRIBUTION



### LEGACY VS LED WATTAGE EQUIVALENCY

#### 400W Equivalency

Lamp Wattage	System Wattage	Rated Initial Lumens	Foot Candles w/ New Lamp	Typical Lumen Depreciation After 5,000 Hours	Calculated Foot Candles After 5,000 Hours
400W	443W	38,000	97.50 fc	30%	68.25 fc
130W	166W	13,000	79.00 fc	4%	75.84 fc



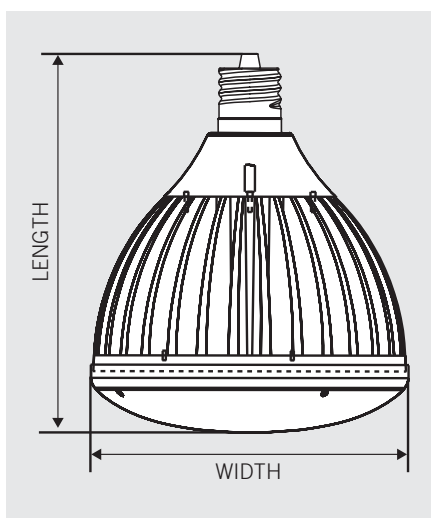
# KT-LED130HID-V-EX39-840-S

## HID REPLACEMENT LED LAMP

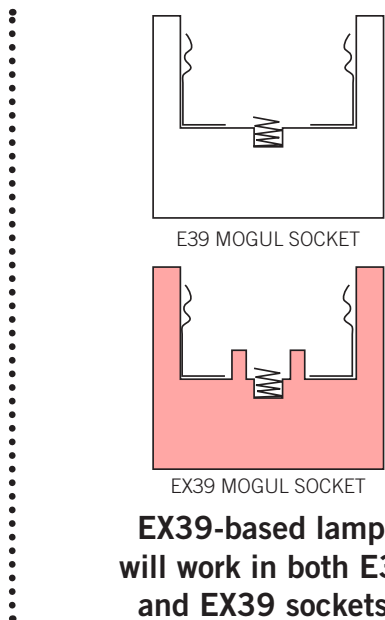
### WIRING

**Plug and Play:** Simply replace the existing lamp with Keystone SmartDrive HID Replacement LED lamp. No changes to the existing ballast wiring needed. For ballast compatibility questions, please visit [SmartDriveLED.com](http://SmartDriveLED.com) or contact Keystone.

### PHYSICAL SPECIFICATIONS



Length	Width	Base Type
9.27"	7.87"	EX39 Mogul



### ORDERING INFORMATION

ORDER CODE	PACKAGING STYLE	PACK QTY.	ITEM STATUS
KT-LED130HID-V-EX39-840-S-DP	Distributor Pack (Individual Cartons)	4	Quick Ship

### CATALOG NUMBER BREAKDOWN

KT-LED130HID-V-EX39-840-S-DP

Keystone Technologies	LED Lamp	Wattage	Lamp Type	Orientation	Base Type	800 Series	Color Temp.	Smart Drive Series	Packaging Style
-----------------------	----------	---------	-----------	-------------	-----------	------------	-------------	--------------------	-----------------