



KT-LED100HID-EX39-850-D

HID REPLACEMENT LED LAMP

rev.1

DESCRIPTION

100W HID Replacement LED Lamp | 5000K | >83 CRI | IP64 Rated



LAMP TYPE: HID Replacement LED
BASE TYPE: EX39 (Mogul)
WATTAGE: 100W
COLOR TEMPERATURE: 5000K
METAL HALIDE EQUIVALENT: 400W
COLOR RENDERING INDEX (CRI): >83
WARRANTY: 5 Years



PRODUCT FEATURES

- Replacement for Conventional Metal Halide Lamp
- Non-Dimmable; Do Not Dim
- 50,000+ Hour Lifetime
- Environmentally Friendly: No Mercury Used
- Instant Startup
- UL Listed
- DLC Listed
- Operating Temperature: -29°C/-20°F to 60°C/140°F
- Integral Driver, Eliminates the Need for External Driver or Ballast; Includes 6kV Surge Protection
- IP64 Rated; Integrated Heat Sink Quickly Dissipates Heat and Guides Water Intrusion Out of the Lamp
- Active Cooling Technology: When Internal Thermal Sensor Reaches 84°C, Lamp Power Reduces To 80% Of Max; When Sensor Cools To 65°C Lamp Powers Back Up To 100% Rated Power
- Lamp Includes Safety Tether for Additional Security When Installing Lamp in Luminaire
- Suitable for Use in Fully Enclosed Fixture

OPERATING SPECIFICATIONS

ELECTRICAL CHARACTERISTICS

Input Voltage	Power Consumption	Power Factor	Input Current
120-277Vac	100W	>0.9	0.93A @ 120V 0.40A @ 277V

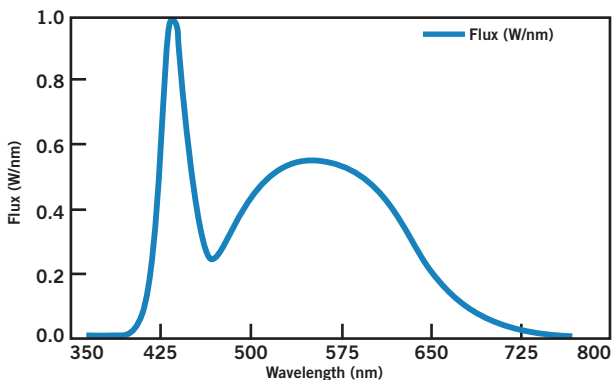
RATED LIFE

L70 (Hours)	50,000


PHOTOMETRIC CHARACTERISTICS

Color Temperature (CCT)	5000K
Luminous Flux	14,100 lm
Color Rendering Index (CRI)	>83
Efficacy	141 lm/W
Visible Light Area	360°

SPECTRAL DISTRIBUTION



LUX DISTANCE CURVE



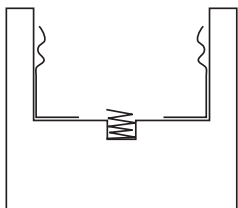
Note: The curves indicate the illuminated area and the average illumination when the luminaire is at a different distance.



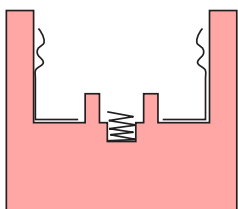
KT-LED100HID-EX39-850-D

HID REPLACEMENT LED LAMP

rev.1



E39 MOGUL SOCKET



EX39 MOGUL SOCKET

EX39-based lamps will work in both E39 and EX39 sockets.

WIRING DIAGRAM

STEP 1

Disconnect power. Disconnect and remove existing ballast, capacitor, and/or ignitor (where applicable) from fixture.

STEP 2

Rewire for line voltage to the lamp socket.

STEP 3

Install new LED replacement lamp. Ensure lamp is operating properly when power is turned on.

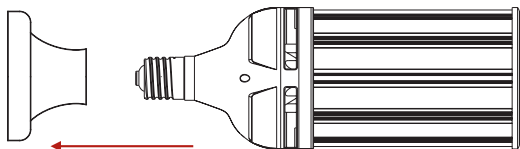


FIGURE 1

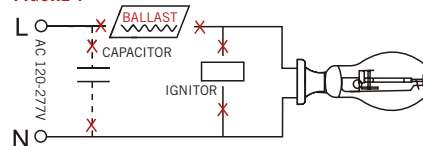


FIGURE 2


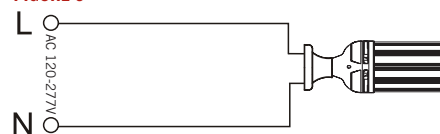
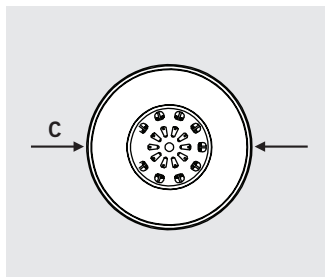
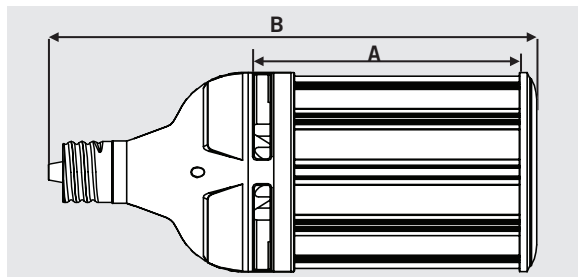


FIGURE 3



PHYSICAL CHARACTERISTICS



LAMP DIMENSIONS

A (Illuminated Length)	5.78"
B (Body Length)	12.57"
C (Diameter)	5.12"

BASE TYPE: EX39 (Mogul)

ORDERING INFORMATION

ORDER CODE	PACKAGING STYLE	PACK QTY.	ITEM STATUS
KT-LED100HID-EX39-850-D rev1	Distributor Pack (Individual Cartons)	6	Quick Ship

CATALOG NUMBER BREAKDOWN

KT-LED100HID-EX39-850-D rev1

