



KT-LED15T8-48GC-8XX-DX2

T8 LED LAMP

DESCRIPTION

15W T8 LED | 3000–6500K | >83 CRI | High Efficiency | Single or Double-ended Wiring



RoHS Compliant

5 YEAR WARRANTY

LAMP TYPE: Linear
BULB TYPE: T8 LED
BASE TYPE: G13 (Medium Bi-Pin)
WATTAGE: 15W
COLOR TEMPERATURE: 3000K
COLOR RENDERING INDEX (CRI): >83
WARRANTY: 5 Years



PRODUCT FEATURES

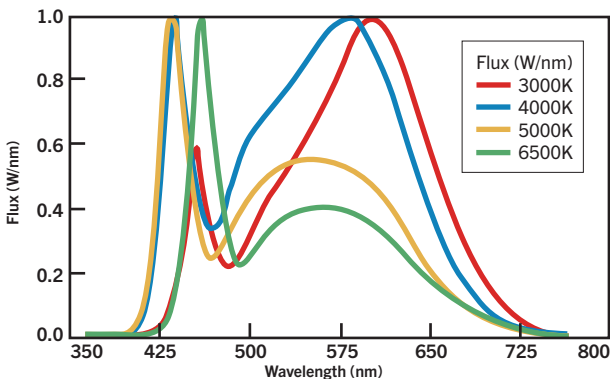
- Replacement for Conventional Fluorescent Lamp
- Single or Double-Ended Wiring
- 50,000+ Hour Lifetime
- Approximately 40% More Energy Efficient than Standard F32T8 Lamps
- Environmentally Friendly: No Mercury Used
- Instant Startup
- Frosted Lens Eliminates Pixelation
- UL Classified
- Operating Temperature: -20°C/-4°F to 45°C/113°F
- Integral Driver (Isolated), Eliminates the Need for External Driver or Ballast
- 110+ Lumens per Watt
- Improved Lamp Durability with Shatterproof Coated Glass, designed to pass drop tests of 6' on hard surface
- ETL Sanitation Listed NSF/ANSI Standard 2 - Food Equipment
- Lamp is dimmable when used with an appropriate dimming accessory (purchased separately). Contact Keystone for more details to find out what is best for the intended application.

ELECTRICAL AND PERFORMANCE SPECIFICATIONS

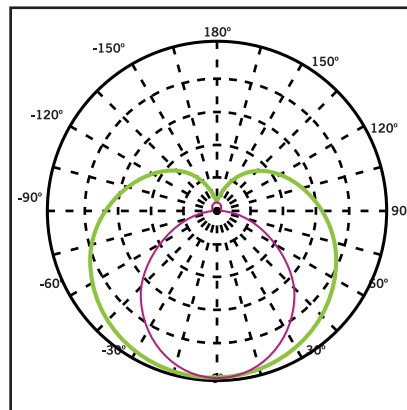
Catalog Number	Input Voltage	Power Consumption	Color Temperature (CCT)	Luminous Flux	Efficacy	Beam Angle	Visible Light Area	Power Factor	Input Current	Rated Life
KT-LED15T8-48GC-830-DX2	120–277 Vac	15W	3000K	1750 lm	114 lm/W	240°	325°	>0.9	0.16A @ 120V 0.07A @ 277V	L70 (Hours) 50,000
KT-LED15T8-48GC-830-DX2			3500K	1800 lm	117 lm/W					
KT-LED15T8-48GC-830-DX2			4000K	1850 lm	121 lm/W					
KT-LED15T8-48GC-830-DX2			5000K	1930 lm	127 lm/W					
KT-LED15T8-48GC-830-DX2			6500K	1900lm	127 lm/W					

PHOTOMETRIC SPECIFICATIONS

SPECTRAL DISTRIBUTION



POLAR CANDELA DISTRIBUTION



Maximum Candela = 1248.55
Located at Horizontal Angle = 0,
Vertical Angle 0

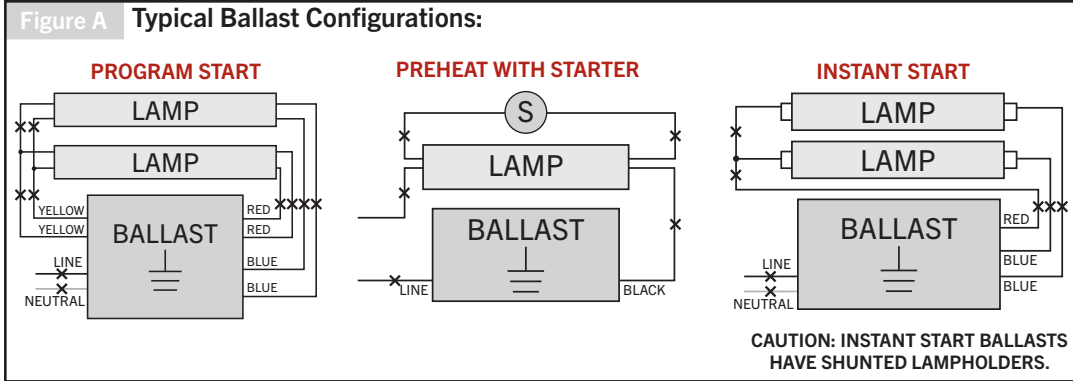
1. Violet Vertical Plane through Horizontal Angles (90-270)
2. Green Vertical Plane through Horizontal Angles (0-180)

KT-LED15T8-48GC-8XX-DX2

T8 LED LAMP

SINGLE-ENDED WIRING DIAGRAM

1. Cut all existing connections to ballast as shown below and remove ballast. See Figure A for typical ballast configurations. **Note: Single-ended wiring requires non-shunted lampholders.**



Typical Non-Shunted Lampholder

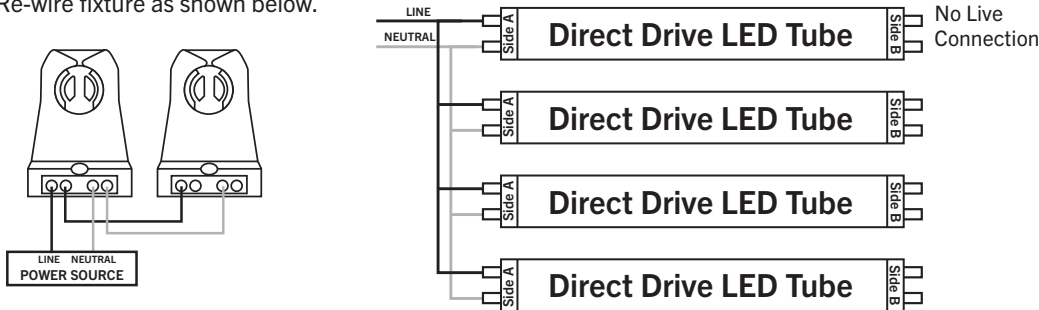
Connect wires directly to these terminals

CAUTION: For Single-ended wiring use only non-shunted lampholders.

For Single-ended wiring, do not install product in a fixture with shunted lampholders (found in all fixtures using instant start ballasts). If the current lampholders are shunted, remove them and replace them with non-shunted lampholders. Make new connections directly to terminals as indicated above.

Keystone can provide any style replacement lampholders. Call us at 800-464-2680.

2. Re-wire fixture as shown below.

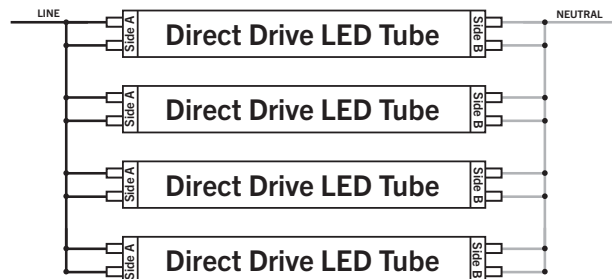
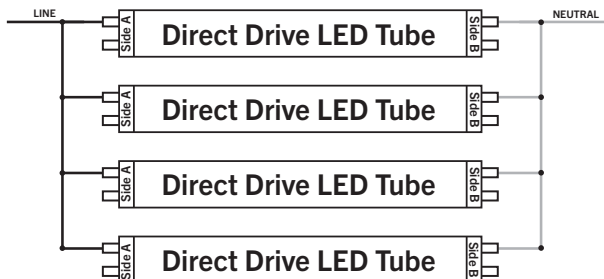


DOUBLE-ENDED WIRING DIAGRAM

1. Cut all existing connections to ballast as shown below and remove ballast. See Figure A above for typical ballast configurations.
2. Re-wire fixture as shown below. For Double-ended wiring, use either shunted or nonshunted lampholders. **Note: There should not be any exposed wires at the end of installation.**

Shunted Lampholders

Nonshunted Lampholders

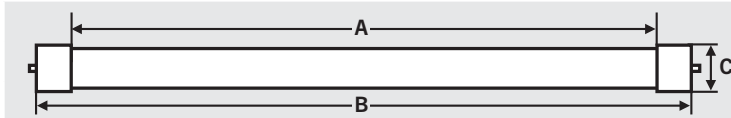


KT-LED15T8-48GC-8XX-DX2

T8 LED LAMP

PHYSICAL SPECIFICATIONS

LAMP DIMENSIONS



A (Illuminated Length)	42.63"
B (Body Length)	47.15"
C (Diameter)	1.10"

NOMINAL LENGTH: 48" BASE TYPE: G13 (Medium Bi-Pin)

ORDERING INFORMATION

ORDER CODE	PACK QTY.	EASY CODE	UPC
KT-LED15T8-48GC-830-DX2-CP	25	PFM-72	89094901631
KT-LED15T8-48GC-835-DX2-CP	25	VKM-69	89094901632
KT-LED15T8-48GC-840-DX2-CP	25	NNU-76	89094901633
KT-LED15T8-48GC-850-DX2-CP	25	FJG-23	89094901634
KT-LED15T8-48GC-865-DX2-CP	25	HAH-66	89094901635

CATALOG NUMBER BREAKDOWN

KT-LED15T8-48GC-8XX-DX2-CP

1 2 3 4 5 6 7 8 9 10

- 1 Keystone Technologies
- 2 LED Lamp
- 3 Wattage
- 4 Lamp Type
- 5 Nominal Length (Inches)
- 6 Glass Construction
- 7 80 CRI
- 8 Color Temperature
- 9 Single- or Double-Ended Wiring
- 10 Packaging Style



DIRECT DRIVE DX2

SINGLE- OR DOUBLE-ENDED LINE VOLTAGE LED TUBES

KT-LED15T8-48GC-8XX-DX2

T8 LED LAMP

DESCRIPTION

15W T8 LED | 3000–6500K | >83 CRI | High Efficiency | Single or Double-ended Wiring



RoHS Compliant

5 YEAR WARRANTY

LAMP TYPE: Linear
BULB TYPE: T8 LED
BASE TYPE: G13 (Medium Bi-Pin)
WATTAGE: 15W
COLOR TEMPERATURE: 3000K
COLOR RENDERING INDEX (CRI): >83
WARRANTY: 5 Years



PRODUCT FEATURES

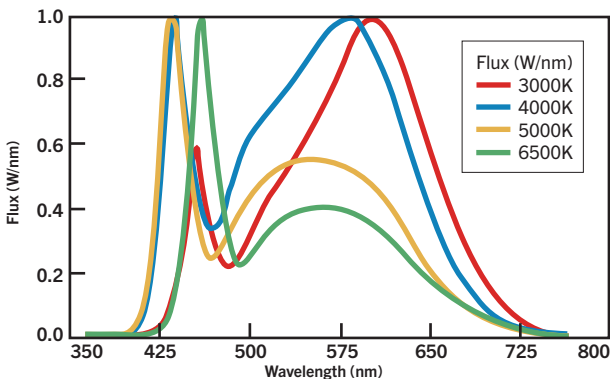
- Replacement for Conventional Fluorescent Lamp
- Single or Double-Ended Wiring
- 50,000+ Hour Lifetime
- Approximately 40% More Energy Efficient than Standard F32T8 Lamps
- Environmentally Friendly: No Mercury Used
- Instant Startup
- Frosted Lens Eliminates Pixelation
- UL Classified
- Operating Temperature: -20°C/-4°F to 45°C/113°F
- Integral Driver (Isolated), Eliminates the Need for External Driver or Ballast
- 110+ Lumens per Watt
- Improved Lamp Durability with Shatterproof Coated Glass, designed to pass drop tests of 6' on hard surface
- ETL Sanitation Listed NSF/ANSI Standard 2 - Food Equipment
- Lamp is dimmable when used with an appropriate dimming accessory (purchased separately). Contact Keystone for more details to find out what is best for the intended application.

ELECTRICAL AND PERFORMANCE SPECIFICATIONS

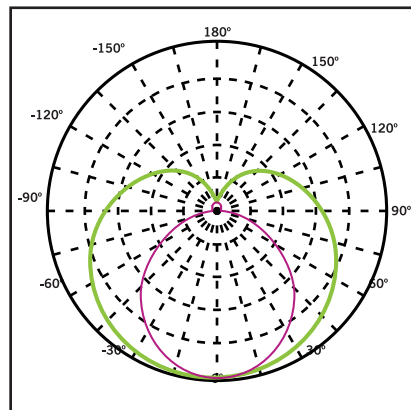
Catalog Number	Input Voltage	Power Consumption	Color Temperature (CCT)	Luminous Flux	Efficacy	Beam Angle	Visible Light Area	Power Factor	Input Current	Rated Life
KT-LED15T8-48GC-830-DX2	120–277 Vac	15W	3000K	1750 lm	114 lm/W	240°	325°	>0.9	0.16A @ 120V 0.07A @ 277V	L70 (Hours) 50,000
KT-LED15T8-48GC-830-DX2			3500K	1800 lm	117 lm/W					
KT-LED15T8-48GC-830-DX2			4000K	1850 lm	121 lm/W					
KT-LED15T8-48GC-830-DX2			5000K	1930 lm	127 lm/W					
KT-LED15T8-48GC-830-DX2			6500K	1900lm	127 lm/W					

PHOTOMETRIC SPECIFICATIONS

SPECTRAL DISTRIBUTION



POLAR CANDELA DISTRIBUTION



Maximum Candela = 1248.55
Located at Horizontal Angle = 0,
Vertical Angle 0

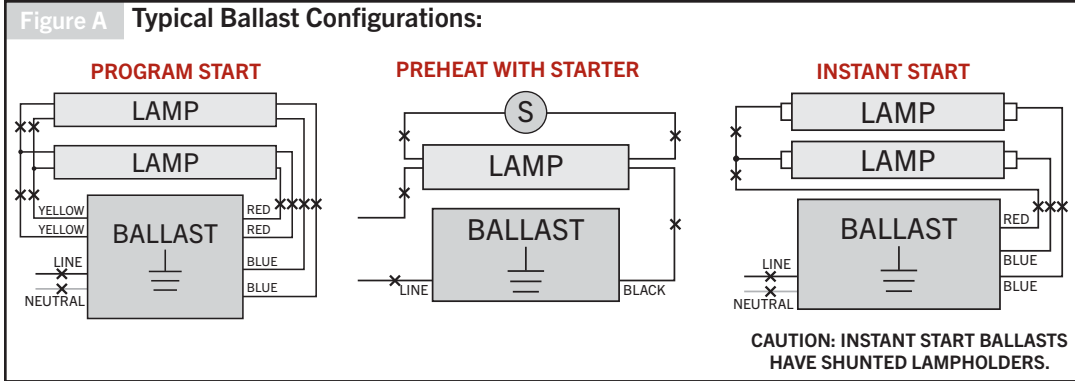
1. Violet Vertical Plane through Horizontal Angles (90-270)
2. Green Vertical Plane through Horizontal Angles (0-180)

KT-LED15T8-48GC-8XX-DX2

T8 LED LAMP

SINGLE-ENDED WIRING DIAGRAM

1. Cut all existing connections to ballast as shown below and remove ballast. See Figure A for typical ballast configurations. **Note: Single-ended wiring requires non-shunted lampholders.**



Typical Non-Shunted Lampholder

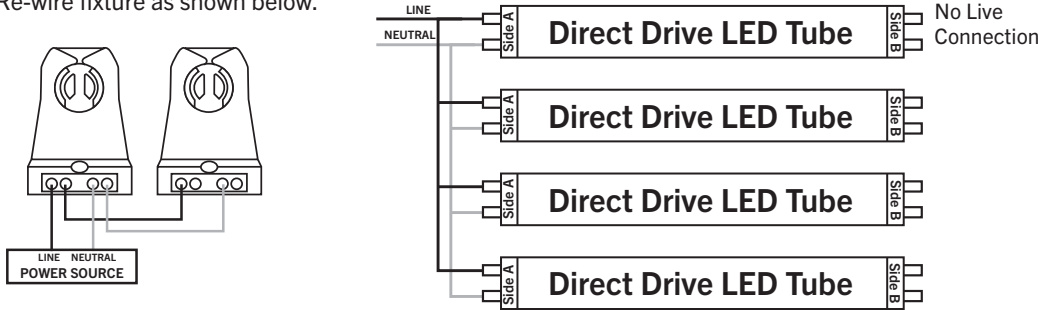
Connect wires directly to these terminals

CAUTION: For Single-ended wiring use only non-shunted lampholders.

For Single-ended wiring, do not install product in a fixture with shunted lampholders (found in all fixtures using instant start ballasts). If the current lampholders are shunted, remove them and replace them with non-shunted lampholders. Make new connections directly to terminals as indicated above.

Keystone can provide any style replacement lampholders. Call us at 800-464-2680.

2. Re-wire fixture as shown below.

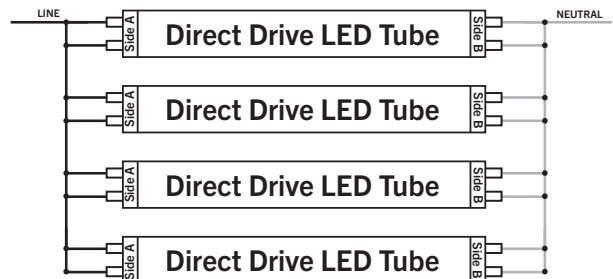
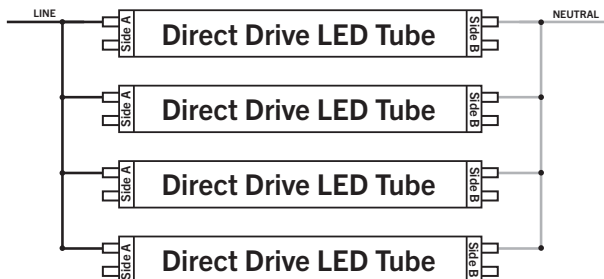


DOUBLE-ENDED WIRING DIAGRAM

1. Cut all existing connections to ballast as shown below and remove ballast. See Figure A above for typical ballast configurations.
2. Re-wire fixture as shown below. For Double-ended wiring, use either shunted or nonshunted lampholders. **Note: There should not be any exposed wires at the end of installation.**

Shunted Lampholders

Nonshunted Lampholders

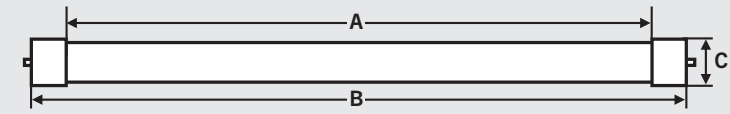


KT-LED15T8-48GC-8XX-DX2

T8 LED LAMP

PHYSICAL SPECIFICATIONS

LAMP DIMENSIONS

	A (Illuminated Length)	42.63"
	B (Body Length)	47.15"
	C (Diameter)	1.10"

NOMINAL LENGTH: 48" BASE TYPE: G13 (Medium Bi-Pin)

ORDERING INFORMATION

ORDER CODE	PACK QTY.	EASY CODE	UPC
KT-LED15T8-48GC-830-DX2-CP	25	PFM-72	89094901631
KT-LED15T8-48GC-835-DX2-CP	25	VKM-69	89094901632
KT-LED15T8-48GC-840-DX2-CP	25	NNU-76	89094901633
KT-LED15T8-48GC-850-DX2-CP	25	FJG-23	89094901634
KT-LED15T8-48GC-865-DX2-CP	25	HAH-66	89094901635

CATALOG NUMBER BREAKDOWN

KT-LED15T8-48GC-8XX-DX2-CP

1 2 3 4 5 6 7 8 9 10

- 1 Keystone Technologies
- 2 LED Lamp
- 3 Wattage
- 4 Lamp Type
- 5 Nominal Length (Inches)
- 6 Glass Construction
- 7 80 CRI
- 8 Color Temperature
- 9 Single- or Double-Ended Wiring
- 10 Packaging Style