



# DIRECT DRIVE LED

## LINE VOLTAGE TUBES

### KT-LED22T8-48GC-850-D

#### T8 LED LAMP

#### DESCRIPTION

22W T8 LED | 5000K | >83 CRI | High Efficiency



**LAMP TYPE:** Linear

**BULB TYPE:** T8 LED

**BASE TYPE:** G13 (Medium Bi-Pin)

**WATTAGE:** 22W

**COLOR TEMPERATURE:** 5000K

**COLOR RENDERING INDEX (CRI):** >83

**WARRANTY:** 5 Years



#### PRODUCT FEATURES

- Replacement for Conventional Fluorescent Lamp
- 50,000+ Hour Lifetime
- Approximately 40% More Energy Efficient than Standard F32T8 Lamps
- Environmentally Friendly: No Mercury Used
- Instant Startup
- Frosted Lens Eliminates Pixelation
- UL Classified
- Was listed on DLC QPL prior to April 2017

- Operating Temperature: -20°C/-4°F to 45°C/113°F
- Integral Driver (Isolated), Eliminates the Need for External Driver or Ballast
- 100+ Lumens per Watt
- Improved Lamp Durability with Shatterproof Coated Glass, designed to pass drop tests of 6' on hard surface
- ETL Sanitation Listed NSF/ANSI Standard 2 - Food Equipment, Splash Zone (Not for Direct Food Zone without additional fixture considerations)

#### OPERATING SPECIFICATIONS

##### ELECTRICAL CHARACTERISTICS

Input Voltage	Power Consumption	Power Factor	Input Current
120-277Vac	22W	>0.9	0.18A @ 120V 0.07A @ 277V

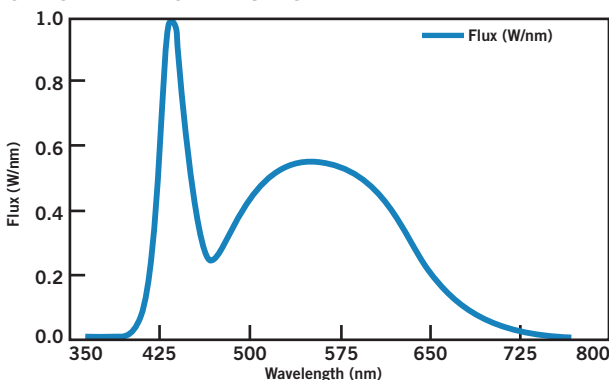
##### PHOTOMETRIC CHARACTERISTICS

Color Temperature (CCT)	5000K
Luminous Flux	2600 lm
Color Rendering Index (CRI)	>83
Efficacy	118 lm/W
Beam Angle	240°
Visible Light Area	325°

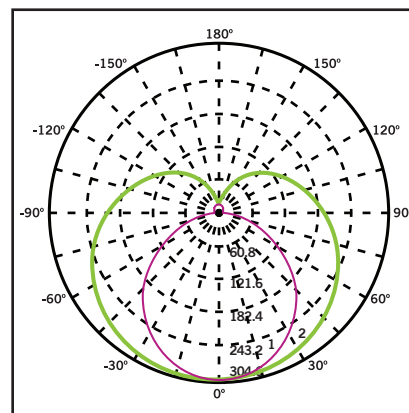
##### RATED LIFE

L70 (Hours)	50,000
-------------	--------

##### SPECTRAL DISTRIBUTION



##### POLAR CANDELA DISTRIBUTION



1. **Violet** Vertical Plane through Horizontal Angles (90-270)

2. **Green** Vertical Plane through Horizontal Angles (0-180)



# DIRECT DRIVE LED

LINE VOLTAGE TUBES

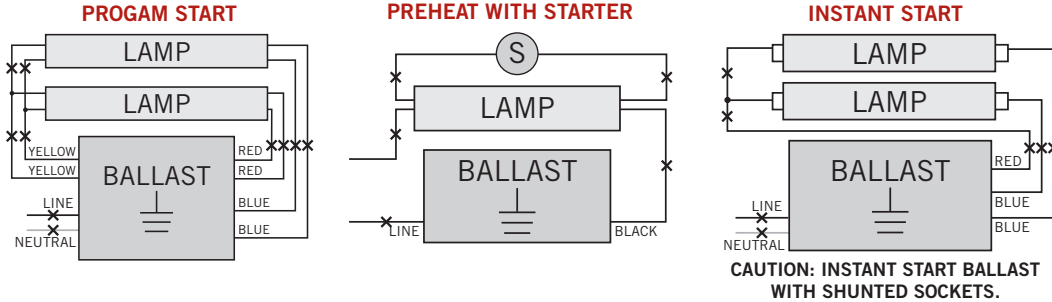
## KT-LED22T8-48GC-850-D

T8 LED LAMP

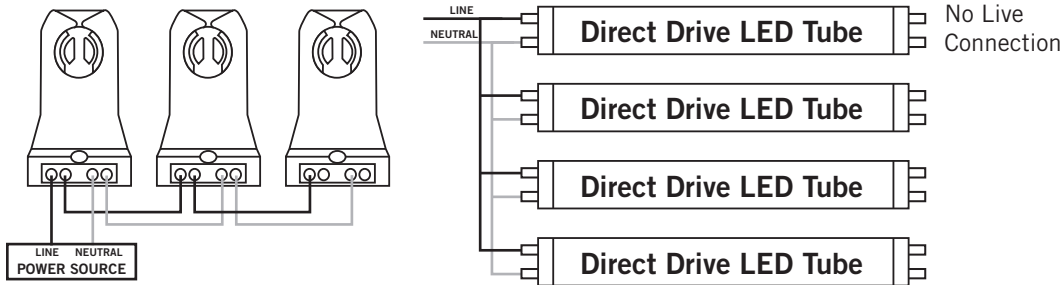
### WIRING DIAGRAMS

1. Cut all existing connections to ballast as shown below and remove ballast.

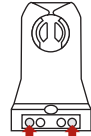
#### Typical Ballast Configurations:



2. Re-wire fixture as shown below.



#### Typical Non-Shunted Lampholder



Connect wires directly to these terminals

**CAUTION: Use only non-shunted lampholders.**  
Do not install product in a fixture with shunted lampholders (found in all fixtures using instant start ballasts). If the current lampholders are shunted, remove them and replace them with non-shunted lampholders. Make new connections directly to terminals as indicated above.

Keystone can provide any style replacement lampholders.  
Call us at 800-464-2680.

### PHYSICAL CHARACTERISTICS

#### LAMP DIMENSIONS

	A (Illuminated Length)	44.38"
	B (Body Length)	47.15"
	C (Diameter)	1.10"

NOMINAL LENGTH: 48" BASE TYPE: G13 (Medium Bi-Pin)

### ORDERING INFORMATION

ORDER CODE	PACKAGING STYLE	PACK QTY.	ITEM STATUS
KT-LED22T8-48GC-850-D-CP	Carton Pack (Egg Crate Packaging)	25	Quick Ship

### CATALOG NUMBER BREAKDOWN

# KT-LED22T8-48GC-850-D-CP

Keystone Technologies	LED Lamp	Wattage	Lamp Type	Nominal Length (Inches)	Shatter-Proof Coated Glass	800 Series	Color Temp.	Direct Drive Series	Packaging Style
-----------------------	----------	---------	-----------	-------------------------	----------------------------	------------	-------------	---------------------	-----------------



# DIRECT DRIVE LED

## LINE VOLTAGE TUBES

### KT-LED22T8-48GC-850-D

#### T8 LED LAMP

#### DESCRIPTION

22W T8 LED | 5000K | >83 CRI | High Efficiency



**LAMP TYPE:** Linear

**BULB TYPE:** T8 LED

**BASE TYPE:** G13 (Medium Bi-Pin)

**WATTAGE:** 22W

**COLOR TEMPERATURE:** 5000K

**COLOR RENDERING INDEX (CRI):** >83

**WARRANTY:** 5 Years



#### PRODUCT FEATURES

- Replacement for Conventional Fluorescent Lamp
- 50,000+ Hour Lifetime
- Approximately 40% More Energy Efficient than Standard F32T8 Lamps
- Environmentally Friendly: No Mercury Used
- Instant Startup
- Frosted Lens Eliminates Pixelation
- UL Classified
- Was listed on DLC QPL prior to April 2017

- Operating Temperature: -20°C/-4°F to 45°C/113°F
- Integral Driver (Isolated), Eliminates the Need for External Driver or Ballast
- 100+ Lumens per Watt
- Improved Lamp Durability with Shatterproof Coated Glass, designed to pass drop tests of 6' on hard surface
- ETL Sanitation Listed NSF/ANSI Standard 2 - Food Equipment, Splash Zone (Not for Direct Food Zone without additional fixture considerations)

#### OPERATING SPECIFICATIONS

##### ELECTRICAL CHARACTERISTICS

Input Voltage	Power Consumption	Power Factor	Input Current
120-277Vac	22W	>0.9	0.18A @ 120V 0.07A @ 277V

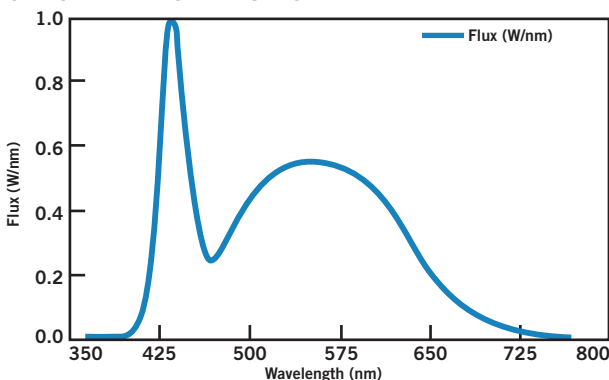
##### PHOTOMETRIC CHARACTERISTICS

Color Temperature (CCT)	5000K
Luminous Flux	2600 lm
Color Rendering Index (CRI)	>83
Efficacy	118 lm/W
Beam Angle	240°
Visible Light Area	325°

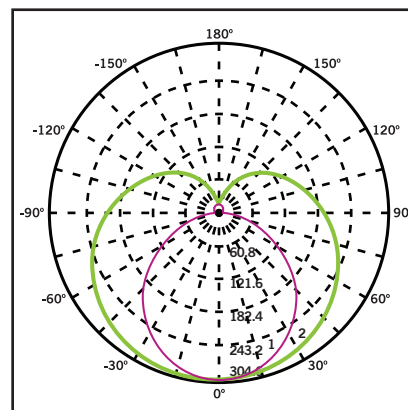
##### RATED LIFE

L70 (Hours)	50,000
-------------	--------

##### SPECTRAL DISTRIBUTION



##### POLAR CANDELA DISTRIBUTION



1. **Violet** Vertical Plane through Horizontal Angles (90-270)

2. **Green** Vertical Plane through Horizontal Angles (0-180)



# DIRECT DRIVE LED

LINE VOLTAGE TUBES

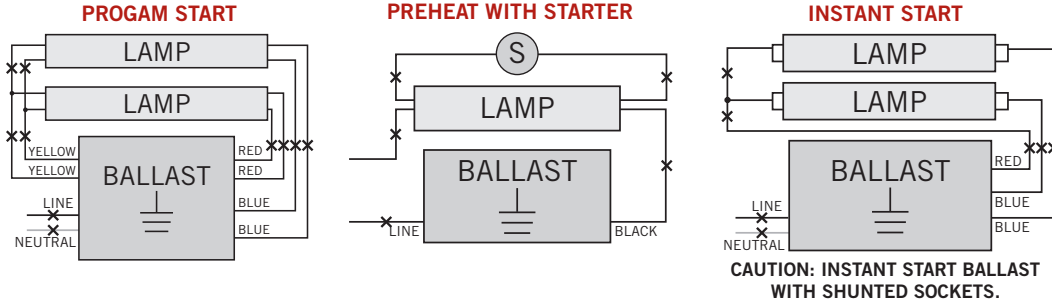
## KT-LED22T8-48GC-850-D

T8 LED LAMP

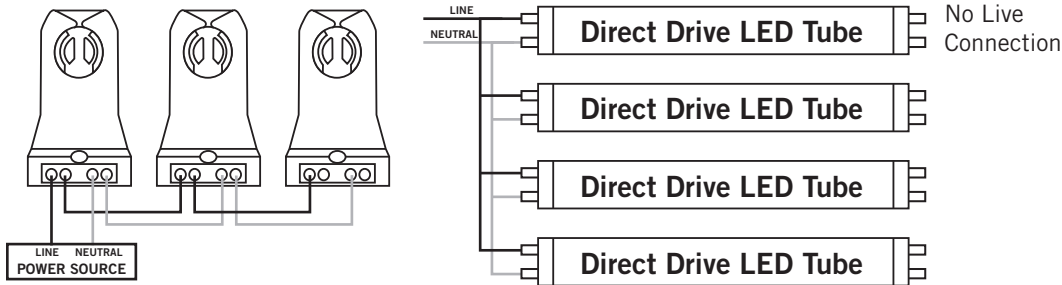
### WIRING DIAGRAMS

1. Cut all existing connections to ballast as shown below and remove ballast.

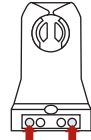
#### Typical Ballast Configurations:



2. Re-wire fixture as shown below.



#### Typical Non-Shunted Lampholder



Connect wires directly to these terminals

**CAUTION: Use only non-shunted lampholders.**  
Do not install product in a fixture with shunted lampholders (found in all fixtures using instant start ballasts). If the current lampholders are shunted, remove them and replace them with non-shunted lampholders. Make new connections directly to terminals as indicated above.

Keystone can provide any style replacement lampholders.  
Call us at 800-464-2680.

### PHYSICAL CHARACTERISTICS

#### LAMP DIMENSIONS

	A (Illuminated Length)	44.38"
	B (Body Length)	47.15"
	C (Diameter)	1.10"

NOMINAL LENGTH: 48" BASE TYPE: G13 (Medium Bi-Pin)

### ORDERING INFORMATION

ORDER CODE	PACKAGING STYLE	PACK QTY.	ITEM STATUS
KT-LED22T8-48GC-850-D-CP	Carton Pack (Egg Crate Packaging)	25	Quick Ship

### CATALOG NUMBER BREAKDOWN

# KT-LED22T8-48GC-850-D-CP

Keystone Technologies	LED Lamp	Wattage	Lamp Type	Nominal Length (Inches)	Shatter-Proof Coated Glass	800 Series	Color Temp.	Direct Drive Series	Packaging Style
-----------------------	----------	---------	-----------	-------------------------	----------------------------	------------	-------------	---------------------	-----------------