

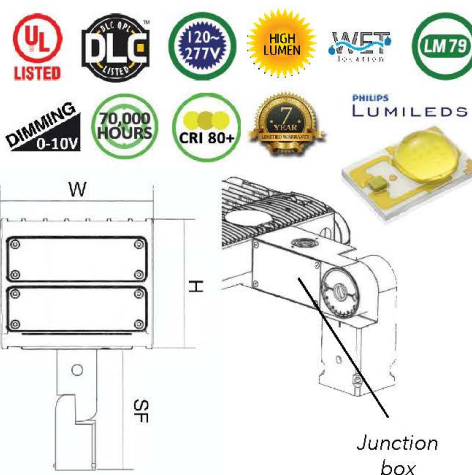
LF3-SF

TECHNICAL SPECIFICATIONS:

- :: Housing: Die-cast aluminum housing with powder coat finish (Dark Bronze)
- :: Installed slip fitter for mounting on mounting tubes (tenon) of max 2-3/4" O.D.
- :: Voltage: 120~277V; 60Hz AC
- :: 0~10V dimming (except 80W)
- :: Type II lens (TYPE III & IV by request)
- :: 13" #18 AWG stranded wires
- :: Power Factor: .9~.97
- :: Operating Temp: -4°F to 104°F
- :: Up to 110 lumens per watt
- :: CRI: 82~84
- :: Beam Angle: 104°
- :: 70,000 hour rated life
- :: 7-year warranty
- :: Suitable for Wet Locations, IP65
- :: 1/2" HUB for photocell or sensor installation

APPLICATIONS:

- :: Ideal for general site lighting, alleys, loading docks, doorway, pathway and parking areas.
- :: Replace existing HID flood lights/ wall packs
- :: Great for use with motion sensors or other instant on/off controls



LF3-PK
Photocell Kit for LF3

ACC-WM2



PSS4SVTZ

4" square pole adaptor
with 2-3/8" tenon
(see accessories) page



Slip fitter adjust 90°
above and below
center. Fits on up to
2-3/4" O.D. tenons.

LF3 FLOOD LIGHT SERIES WITH SLIP FITTER

CATALOG NO.	WATTS	LUMENS	COLOR TEMP	REPLACEMENT RANGE	DIMENSIONS
LF3-80CW-SF	80W	9800LM	5000K	150~250 MH	12-1/2"(W) x 9-3/4"(H) x 2-1/2"(D) x 12-1/4"(SF)
LF3-80WW-SF	80W	9600LM	3000K	150~250 MH	
LF3-100CW-SF	100W	11500LM	5000K	200~400 MH	
LF3-100WW-SF	100W	10000LM	3000K	200~400 MH	
LF3-150CW-SF	150W	18000LM	5000K	320~400 MH	
LF3-150WW-SF	150W	15500LM	3000K	320~400 MH	
LF3-PK	Photocell Kit for LF3 series. Field installed				



LF3-SF

TECHNICAL SPECIFICATIONS:

- :: Housing: Die-cast aluminum housing with powder coat finish (Dark Bronze)
- :: Installed slip fitter for mounting on mounting tubes (tenon) of max 2-3/4" O.D.
- :: Voltage: 120~277V; 60Hz AC
- :: 0~10V dimming (except 80W)
- :: Type II lens (TYPE III & IV by request)
- :: 13" #18 AWG stranded wires
- :: Power Factor: .9~.97
- :: Operating Temp: -4°F to 104°F
- :: Up to 110 lumens per watt
- :: CRI: 82~84
- :: Beam Angle: 104°
- :: 70,000 hour rated life
- :: 7-year warranty
- :: Suitable for Wet Locations, IP65
- :: 1/2" HUB for photocell or sensor installation

APPLICATIONS:

- :: Ideal for general site lighting, alleys, loading docks, doorway, pathway and parking areas.
- :: Replace existing HID flood lights/ wall packs
- :: Great for use with motion sensors or other instant on/off controls




LF3-PK
Photocell Kit for LF3

ACC-WM2

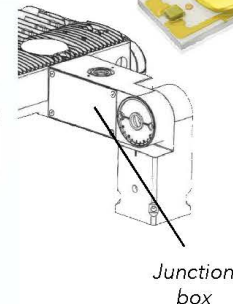
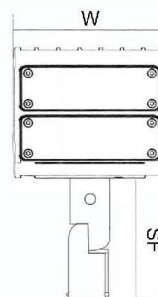


PSS4SVTZ

4" square pole adaptor
with 2-3/8" tenon
(see accessories) page



Slip fitter adjust 90°
above and below
center. Fits on up to
2-3/4" O.D. tenons.



Junction
box



LF3 FLOOD LIGHT SERIES WITH SLIP FITTER

CATALOG NO.	WATTS	LUMENS	COLOR TEMP	REPLACEMENT RANGE	DIMENSIONS
LF3-80CW-SF	80W	9800LM	5000K	150~250 MH	12-1/2"(W) x 9-3/4"(H) x 2-1/2"(D) x 12-1/4"(SF)
LF3-80WW-SF	80W	9600LM	3000K	150~250 MH	
LF3-100CW-SF	100W	11500LM	5000K	200~400 MH	
LF3-100WW-SF	100W	10000LM	3000K	200~400 MH	
LF3-150CW-SF	150W	18000LM	5000K	320~400 MH	
LF3-150WW-SF	150W	15500LM	3000K	320~400 MH	
LF3-PK	Photocell Kit for LF3 series. Field installed				

