



ELLIOTT ELECTRIC SUPPLY

We Deliver...Lower Cost, Quality Products, & Personal Service

3804 South Street
75964-7263, TX Nacogdoches
Phone: 936-569-7941
Fax: 936-560-4685



LVD2 Volt Light *Fluke Electronics*

| | |
|------------------|---|
| Catalog Number | LVD2 |
| Manufacturer | Fluke Electronics |
| Description | Non-Contact Electrical Voltage Tester, 90 to 600 V Ac, Led Display, 50 to 60 HZ, Battery Powered, Battery Included, Visual Indication |
| Weight per unit | 0.2300 (lbs/each) |
| Product Category | Testers & Accessories |

Features

| | |
|-----------------|---------------|
| included | AAA battery V |
| nominal voltage | 600 VAC |

Dimensions and Weight

| | |
|----------------|----------|
| Overall Length | 10.24 LB |
|----------------|----------|

Descriptions

| | |
|-------------|------------|
| Description | VOLT LIGHT |
|-------------|------------|

Manufacturer Information

| | |
|-------|----------------|
| Brand | FLUKE |
| GTIN | 00095969369978 |
| Model | Fluke LVD2 |
| UPC | 095969369978 |

Taxonomies, Classifications, and Categories

| | |
|----------------------|-------------------------|
| Category Description | TOOL BAG/POUCHES |
| Type | Voltage detector, light |

Packaging

| | |
|-----------------|------|
| Carton | 12 |
| Weight Per each | 0.23 |

Uses, Certifications, and Standards

| | |
|----------|--------------|
| standard | CAT IV 600 V |
|----------|--------------|

FOR USE BY COMPETENT PERSONS

Anyone using this instrument should be knowledgeable and trained about the risks involved with measuring voltage, especially in an industrial setting, and the importance of taking safety precautions and of testing the instrument before and after using it to ensure that it is in good working condition.

LVD2
VoltAlert
Safety Sheet









Read First: Safety Information

⚠ ⚠ Warning

To avoid possible electric shock or personal injury:

- If the Tester is used in a manner not specified by the manufacturer, protection provided by the Tester may be affected.
- Do not use if the flashlight does not operate, or if battery door clip is not securely fastened.
- Test on a known live source within the rated ac voltage range of the product, both before and after use to ensure unit is in good working condition.
- When using the Tester, if tip does not glow, voltage could still be present. The Tester indicates active voltage in the presence of electrostatic fields of sufficient strength generated from the source (MAINS) voltage. If the field strength is low, the Tester may not provide indication of live voltages. Lack of an indication occurs if the Tester is unable to sense the presence of voltage which may be influenced by several factors including, but not limited to:
 - Shielded wire/cables
 - Thickness and type of insulation
 - Distance from the voltage source
 - Fully-isolated users that prevent an effective ground
 - Receptacles in recessed sockets/ differences in socket design
 - Condition of the Tester and Batteries
- Do not use if the Tester appears damaged or if the Tester is not operating properly. If in doubt, have the Tester serviced.
- Use product with arrow visible and keep fingers behind light indicating area.
- Do not use for dc voltage measurements or around voltages exceeding 600 volts, or in the presence of variable motor drives.
- Use caution with voltages above 30 V ac as a shock hazard may exist.
- Do not allow the Tester to directly touch live circuits.
- Using the Tester while attached to any metal object could lead to electric shock or personal injury.
- Do not stare or look directly at the LED flash light. The light is extremely bright.
- Comply with local and national safety requirements.
- Use proper protective equipment as required by local or national authorities.

Table 1. Symbols

| | |
|---|---|
|  | Double Insulated. |
|  | Hazardous Voltage. Risk of electric shock. |
|  | Risk of danger. Important information. |
|  | Conforms to relevant Canadian and US Standards. |
|  | Conforms to relevant European Union directives. |
|  | Conforms to relevant Australian standards. |
|  | Do not dispose of this product as unsorted municipal waste. Go to Fluke's website for recycling information. |
| CAT IV | Equipment is designed to protect against transients from the primary supply level. (i.e. - electricity meter or overhead /underground utility service). |
|  | <i>Technischer Überwachungs Verein.</i> German certifying body. |

Contacting Fluke

- Technical Support USA: 1-800-44-FLUKE (1-800-443-5853)
- Calibration/Repair USA: 1-888-99-FLUKE (1-888-993-5853)
- Canada: 1-800-36-FLUKE (1-800-363-5853)
- Anywhere in the world: +1-425-446-5500

Or, visit Fluke's website at www.fluke.com.

To register your product, visit <http://register.fluke.com>.

To view, print, or download the latest manual supplement, visit <http://us.fluke.com/usen/support/manuals>.

LIMITED WARRANTY AND LIMITATION OF LIABILITY

This Fluke product will be free from defects in material and workmanship for two years from the date of purchase. This warranty does not cover fuses, disposable batteries, or damage from accident, neglect, misuse, alteration, contamination, or abnormal conditions of operation or handling. Resellers are not authorized to extend any other warranty on Fluke's behalf. To obtain service during the warranty period, contact your nearest Fluke authorized service center to obtain return authorization information, then send the product to that Service Center with a description of the problem.

THIS WARRANTY IS YOUR ONLY REMEDY. NO OTHER WARRANTIES, SUCH AS FITNESS FOR A PARTICULAR PURPOSE, ARE EXPRESSED OR IMPLIED. FLUKE IS NOT LIABLE FOR ANY SPECIAL, INDIRECT, INCIDENTAL OR CONSEQUENTIAL DAMAGES OR LOSSES, ARISING FROM ANY CAUSE OR THEORY. Since some states or countries do not allow the exclusion or limitation of an implied warranty or of incidental or consequential damages, this limitation of liability may not apply to you.

Fluke Corporation
P.O. Box 9090
Everett, WA 98206-9090
U.S.A.

Fluke Europe B.V.
P.O. Box 1186
5602 BD Eindhoven
The Netherlands