

CADDY[®]

Prefab Solutions

The Choice is YOURS



All Roads Are Paved With CADDY[®]

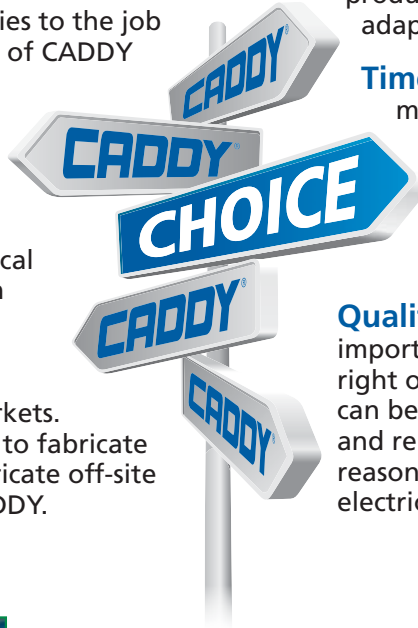


ERICO[®]

All roads are paved with CADDY.

CADDY® products from ERICO are the electrical contractor's long-standing, preferred CHOICE for innovative, time-saving fixing and fastening solutions fabricated on the job site. Now, CADDY is also the trusted partner for contractors who choose to pre-fabricate components off-site and deliver pre-finished electrical assemblies to the job for installation. This collection of CADDY prefab solutions delivers the flexibility that contractors need with the features they expect: innovation, time-savings and superior quality.

At ERICO, we know the electrical contractor has a CHOICE when it comes to the method of fabrication and installation of electrical assemblies in commercial and industrial markets. Whether you choose the road to fabricate on-site or the road to pre-fabricate off-site – all roads are paved with CADDY.




Innovation CADDY prefab products are highly versatile to cover a range of assembly configurations and orientations with fewer parts. A variety of features enable efficient pre-assembly in the contractor shop or warehouse. These unique products are easy to use and offer flexibility to adapt to the needs of specific projects.

Time Savings We understand that time is money, and this is especially true for contractors who choose to pre-fabricate electrical assemblies. That's why many of the CADDY prefab solutions allow you to adjust to unexpected obstacles without dismantling assemblies and re-building them in the field.

Quality When using prefab assemblies, it's important that the components work as intended right out of the box. When you choose CADDY, you can be confident our products provide the consistency and reliability you have come to expect – another reason we're consistently the trusted CHOICE of electrical contractors.




Ceiling Applications




Cable/Conduit Supports



Trapeze Applications



On-Stud Applications



Between-Stud Applications



Datacomm



On-Stud Applications

The TEB23 bracket, part of the CADDY® line of fasteners from ERICO, offers an easy-to-install method for mounting boxes and plasterer rings. Two far-side supports provide increased stability after installation. The supports also have feet to help prevent damaging the drywall. The TEB23 features round and octagon-shaped keyholes to quickly and easily identify the location of the electrical boxes. Box locking tabs securely hold the electrical boxes in place to prevent disassembly during shipment. To benefit both the installer and pre-fabricator, the TEB23 can be mounted from any side of the bracket.



Electrical Box Supports

Part Number	Fig. #	Description	Standard Packaging Quantity
TEB23	1	Electrical box bracket for 2 1/2" or 3 5/8" stud depth	50
TEB4	2	Electrical box bracket for 4" stud depth	50
MEB1	3	"Mounts Electrical Boxes" Hanger	25
H23	4	Box Size: 4" sq. & 4 11/16"; Stud Depth: 2 1/2" & 3 1/2"	100
H4	5	Box Size: 4" sq. & 4 11/16"; Stud Depth: 4"	50
H6	5	Box Size: 4" sq. & 4 11/16"; Stud Depth: 6"	50

Stud Wall Cable/Conduit Supports

Part Number	Fig. #	Description	Standard Packaging Quantity
CER4	6	Non-Metallic Sheathed and MC/AC Cable Support	100
CJ6	7	Cable support- Non-metallic or metal clad to wood or metal stud	100
CJ6IN	8	Cable Support with insulation	100
CS812	9	Screw on Conduit Support; attaches 1/2" and 3/4" EMT, conduit, MC/AC to metal or wood stud For 1 1/2 deep box	100
CS812D	9	Screw on Conduit Support; attaches 1/2" and 3/4" EMT, conduit, MC/AC to metal or wood stud For 2 1/8 deep box	100
CS16	10	Screw on Conduit Support; attaches 1" EMT, conduit, MC/AC to metal or wood stud for 2 1/8" deep box	100
CCS812	11	Conduit bracket - 1/2" or 3/4" EMT , 1/2" RIGD	100

Other Components

Part Number	Fig. #	Description	Standard Packaging Quantity
766	12	Adjustable Far Side Box Support - Lock on for 2 1/2", 3 1/2" and 4" studs	100
766A	13	Adjustable Far Side Box Support - Snap on for 2 1/2", 3 1/2", 4" & 6" studs	100
766PM	14	Adjustable Far Side Box Support - Snap on for 1 1/2" deep electrical boxes	100
766PMD	15	Adjustable Far Side Box Support - Snap on for 2 1/8" deep electrical boxes	100
TEB6XT	16	Far Side Box Support for TEB23-Snap on for 6" deep stud walls	100
J1A35	17	Adjustable Far Side Box Support - Hammer on for 2 1/2" and 3 1/2" studs	100
304B2	18	Press-on Wood/Metal Stud Protection Plate	100



Fig. 1



Fig. 2



Fig. 3



Fig. 4



Fig. 5



Fig. 6



Fig. 7



Fig. 8



Fig. 9



Fig. 10



Fig. 11



Fig. 12



Fig. 13



Fig. 14



Fig. 15



Fig. 16



Fig. 17



Fig. 18

Between-Stud Applications

The TSRBS1625 Telescoping Box Support, part of the CADDY® line of fasteners from ERICO, is ideal for supporting and positioning 4" square and 4 11/16" electrical boxes and mud rings. A unique, open design allows boxes to be positioned anywhere inside the opening of the TSRBS1625. For added convenience, boxes can be installed off-site and then are fully adjustable to fit varying stud spaces on-site without needing to modify the box location. The TSRBS1625 is cULus listed, can support up to four electrical boxes and is adjustable from 16" to 25".

Part Number	Fig. #	Description	Standard Packaging Quantity
TSRBS1625	1	Telescoping Rigid Box Support	25
TSGLDR1	2	CADDY® GLIDER Electrical Box Attachment	100
TSGLDR1TC	2	CADDY® GLIDER Electrical Box Attachment	100
TSGB16	3	Telescoping Screw Gun Bracket 11" to 18" Stud Spacing	50
TSGB1624	3	Telescoping Screw Gun Bracket 15 3/4" to 25" Stud Spacing	50
TSGB24	3	Telescoping Screw Gun Bracket 17" to 26" Stud Spacing	50
TEBS1624	4	Electrical Box Mount Strap	50
RBS16	5	Between Stud Box Mounting Brackets -Mounts up to three 4" or 4 11/16" boxes/plaster rings, 16" bracket	25
RBS24	6	Between Stud Box Mounting Brackets -Mounts up to four 4" or 4 11/16" boxes/plaster rings, 24" bracket	25
FMBS1824	7	Floor Mount Box Support	25



Fig. 1



Fig. 2



Fig. 3



Fig. 4



Fig. 5



Fig. 6



Fig. 7

Datacomm

The first product of its kind, the Box Eliminator Conduit Support (MPCB1220) is designed to maintain the integrity of high-performance cable and help prevent damage, such as kinking, that can occur when an electrical box is used. Part of the CADDY® line from ERICO, this support attaches to the MP1S single gang or the MP2S double gang plate mounting bracket. The MPCB1220 supports 3/4", 1" or 1 1/4" conduit. When datacomm cables are required to be run in conduit, the MPCB1220 eliminates the need for using an electrical box. This provides an easy-to-install method for meeting code in areas where communication cable must be run in conduit and prevents the minimum bend radius for fiber and copper cabling from being exceeded.

Part Number	Fig. #	Description	Standard Packaging Quantity
MP1S	1	Single gang plate mounting bracket for new work	25
MP2S	2	Double gang plate mounting bracket for new work	25
MP1SCB	3	Single Gang Box Eliminator Conduit Support (Includes: MP1S, MP1SCB1220 and screws)	25
MP2SCB	4	Double Gang Box Eliminator Conduit Support (Includes: MP2S, MP1SCB1220 and screws)	25
MPCB1220	5	Box Eliminator Conduit Support	250



Fig. 1




Fig. 2



Fig. 3



Fig. 4



Fig. 5



Ceiling Applications

The 512HD is designed to quickly mount an electrical box to a T-grid. This heavy-duty electrical box hanger is height adjustable for various box depths and installs easily by hand. It accommodates multiple box installations and can be easily adjusted to the desired position without the need for tools. The 512HD can be used with a drop wire for independent support from a clip or bar. It also screws easily to a T-grid for added stability. The 512HDXT extension bracket allows double deep box installations.

Part Number	Fig. #	Description	Standard Packaging Quantity
512	1	Electrical box hanger – 24" span	50
512HD	2	Heavy-duty electrical box hanger with box mounting clip – 24" span	25
512HDXT	3	Extension bracket 3-5/8" height	50
FMSBC1	4	Fixture Mount Stabilizer Clip	100



Fig. 1



Fig. 2



Fig. 3



Fig. 4

Trapeze Applications

CADDY® ROD LOCK is an innovative mounting system that simplifies the installation of threaded rod. The system includes the CADDY ROD LOCK beam clamp, channel nut and an anchor screw. The CADDY ROD LOCK system features a breakthrough "push-install" design - simply push the threaded rod through the mounting hole and it instantly locks into position.

The CADDY ROD LOCK beam clamp helps to reduce the installation time of threaded rod by up to 60% when installing electrical and mechanical systems. It can be used on threaded rod with slightly damaged threads and minor burrs, helping to save time by minimizing the amount of deburring that is usually required prior to installation.

The 3/8" beam clamp has a load capacity up to 500 lbs depending on flange thickness. It is UL® 203 and UL 2239 Listed and is FM® Approved. The beam clamp also features an electro-galvanized finish for superior corrosion protection.

Part Number	Fig. #	Description	Standard Packaging Quantity
CRLA37EG	1	3/8" CADDY® ROD LOCK Anchor Screw	100
CRLB37EG	2	3/8" CADDY® ROD LOCK Beam Clamp	100
CRLS37EG	3	3/8" CADDY® ROD LOCK Channel Nut	100
SN25	4	1/4" SN Series Nut	100
SN37	4	3/8" SN Series Nut	100
SN50	4	1/2" SN Series Nut	100



Fig. 1



Fig. 2



Fig. 3



Fig. 4



Cable/Conduit Supports

M-series conduit clips are ideal for use with beam clamps for both vertical and horizontal installation of conduit. The clips feature a mounting hole for a 1/4" bolt or rod and can be used with 1/2" to 2" conduit. A push-in close capability provides an exceptionally easy and effective installation. The 6M size is designed for 14-2 through 12-3 MC/AC and 3/8" flexible conduit.

Snap-Closed

Part Number	Fig. #	Conduit Size	Mounting Hole	Standard Packaging Quantity
6M	1	For 14-2 thru 12-3 MC/AC and 3/8" Flexible Conduit	9/32" Plain Hole	100
6M4I	1	For 14-2 thru 12-3 MC/AC and 3/8" Flexible Conduit	1/4" Thread Impression	100
812M	1	1/2" to 3/4"	9/32" Plain	100
812M4I	1	1/2" to 3/4"	1/4" Thread Impression	100
16M	1	1"	9/32" Plain	100
16M4I	1	1"	1/4" Thread Impression	100
20M	1	1-1/4"	9/32" Plain	100
20M4I	1	1-1/4"	1/4" Thread Impression	100
24M	1	1-1/2"	9/32" Plain	100
24M4I	1	1-1/2"	1/4" Thread Impression	100
32M	1	2"	9/32" Plain	100
32M4I	1	2"	1/4" Thread Impression	100



Fig. 1



Fig. 2



Fig. 3



Fig. 4



Fig. 5



Fig. 6



Fig. 7



Fig. 8



Fig. 9

CADDY® – the road to innovative electrical fixing and fastening solutions.



Snap-Closed with Box Support

Part Number	Fig. #	Description	Standard Packaging Quantity
6MB18	2	Mounts 4" Square Boxes With MC, AC Cable From #12 Wire Through 1/4" Flange	25
6MB1824	3	Mounts 4" Square Boxes With MC, AC Cable 1/8" Through 1/4" Flange	25
6MB1858	3	Mounts 4" Square Boxes With MC, AC Cable 5/16" Through 1/2" Flange	25
6MB186	2	Mounts 4" Square Boxes With MC, AC Cable 3/8" Plain or Threaded Rod	25
6MB18A	2	Mounts 4" Square Boxes With MC, AC Cable Plain Center Hole for Screw or Threaded Rod Mount	25
812MB18	4	Mounts 4" Square Boxes With 1/2" & 3/4" Conduit From #12 Wire Through 1/4" Rod	25
812MB1824	3	Mounts 4" Square Boxes With 1/2" & 3/4" Conduit to 1/8" Through 1/4" Flange	25
812MB1858	3	Mounts 4" Square Boxes With 1/2" & 3/4" Conduit to 5/16" Through 1/2" Flange	25
812MB186	2	Mounts 4" Square Boxes With 1/2" & 3/4" Conduit From #12 Wire Through 1/4" Rod	25
812MB18A	2	1/2" or 3/4" Conduit Plain Center Hole for Screw or Threaded Rod Mount	25
812MB185	2	Mounts 4" Square Boxes With 1/2" & 3/4" Conduit With 1/4" x 9/16" Stud in Center Hole	25
16MB18	2	Mounts 4" Square Boxes With 1/2" & 3/4" Conduit From #12 Wire Through 1/4" Rod	25
16MB1824	3	Mounts 4" Square Boxes With 1/2" & 3/4" Conduit to 1/8" Through 1/4" Flange	25
16MB1858	3	Mounts 4" Square Boxes With 1" Conduit to 5/16" Through 1/2" Flange	25
16MB186	2	Mounts 4" Square Boxes With 1" Conduit to 3/8" Plain or Threaded Rod	25
16MB18A	2	Mounts 4" Square Boxes With 1" Conduit Plain Center Hole for Screw or Threaded Rod Mount	25

MC/AC Support

Part Number	Fig. #	Description	Standard Packaging Quantity
MCS100*	5	#12/14 MC/AC cable support spacer for up to 8 runs	50
MCS101†	6	#8/10 MC/AC cable support spacer for up to 8 runs	50
MCS50*	7	#12/14 MC/AC cable support spacer for up to 4 runs	50

*Nominal outside diameters from .430 thru .560. 14-3, 14-4, 12-2, 12-4 and 10-2 MC/AC Cable

†Nominal outside diameters from .560 thru .690. Standard MC sizes: 10/3, 10/4, 8/2, 8/3. Super Neutral Cable: 12/3, 12/4 and 10/2. Isolated Ground: 12/3, 12/4, 10/2, 10/3, 10/4 and 8/2.

Multi-Run Conduit Plate with Box Support

Part Number	Fig. #	Description	Standard Packaging Quantity
B18SBT18	8	Box & Conduit Support - Mounts a 4" Square Box with Multiple Conduit Mounting Plate	100
B18SBT184Z	9	Box & Conduit Support - Mounts a 4" square box with multiple conduit mounting plate and 4Z4	100



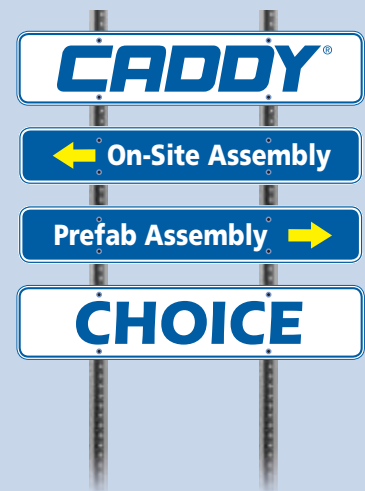
CAUTION: ROADS PAVED WITH CADDY®
LEAVE THE COMPETITION IN THE DUST

Innovation Time Savings Quality

You do have a CHOICE when it comes to the method of fabrication and installation of electrical assemblies.

Whether you choose the road to fabricate on-site or the road to pre-fabricate off-site.

All roads are paved with CADDY.




ERICO®



www.erico.com



AUSTRALIA
Phone 1-800-263-508
Fax 1-800-423-091



CHINA
Phone +86-21-3430-4878
Fax +86-21-5831-8177



HUNGARY
Phone 06-800-16538
Fax +39-0244-386-107



NORWAY
Phone 800-100-73
Fax 800-100-66



SWITZERLAND
Phone 0800-55-86-97
Fax 0800-55-96-15



BELGIUM
Phone 0800-757-48
Fax 0800-757-60



DENMARK
Phone 808-89-372
Fax 808-89-373



INDONESIA
Phone +62-21-575-0941
Fax +62-21-575-0942



POLAND
Phone +48-71-349-04-60
Fax +48-71-349-04-61



THAILAND
Phone +66-2-267-5776
Fax +66-2-636-6988



BRAZIL
Phone +55-11-3623-4333
Fax +55-11-3621-4066



FRANCE
Phone 0-800-901-793
Fax 0-800-902-024



ITALY
Phone 800-870-938
Fax 800-873-935



SINGAPORE
Phone +65-6-268-3433
Fax +65-6-268-1389



**UNITED ARAB
EMIRATES**
Phone +971-4-881-7250
Fax +971-4-881-7270



CANADA
Phone +1-800-677-9089
Fax +1-800-677-8131



GERMANY
Phone 0-800-189-0272
Fax 0-800-189-0274



MEXICO
Phone +52-55-5260-5991
Fax +52-55-5260-3310



SPAIN
Phone 900-993-154
Fax 900-807-333



UNITED KINGDOM
Phone 0808-2344-670
Fax 0808-2344-676



CHILE
Phone +56-2-370-2908
Fax +56-2-369-5657



HONG KONG
Phone +852-2764-8808
Fax +852-2764-4486



NETHERLANDS
Phone 0800-0200-135
Fax 0800-0200-136



SWEDEN
Phone 020-790-908
Fax 020-798-964



UNITED STATES
Phone 1-800-753-9221
Fax +1-440-248-0723