


# NetManager™ Horizontal Cable Managers

## SPECIFICATIONS

Horizontal cable managers shall be capable of managing copper or fiber cables. They shall be molded out of plastic and incorporate bend radius control throughout the fingers, pass through holes, and transitions between horizontal and vertical pathways. Front hinged cover shall open 180° in up or down position. They shall mount to any standard EIA 19 in. rack.



## TECHNICAL INFORMATION

Attributes:	Part Number	RU	Height in. (mm)	Width in. (mm)	Depth in. (mm)
	NCMH2	3.47 (88.1)	19.0 (482.6)	9.75 (247.7)	3.0 (76)
	NCMHF2			3.75 (95.3)	6.0 (152)
	NCMHF1	1.72 (43.7)			
<b>Mounting options:</b>	Mounts to standard EIA 19 in. rack or 23 in. rack with optional extender bracket				
<b>Packaging:</b>	Cable management panels include hinged front cover, snap-on rear cover, and mounting hardware				
<b>Finger spacing:</b>	3/8 in. spacing between fingers				
<b>Bend radius control:</b>	1/2 in. bend radius for fingers, transitions, and pass throughs on front 3/8 in. bend radius for fingers on rear				

## KEY FEATURES AND BENEFITS

<b>Standards met:</b>	UL 2416, CSA C22.2
<b>Integral bend radius:</b>	Maintains cable bend radii in all cable pathways for high performance copper and fiber applications
<b>Cable pass through holes:</b>	Provides ease of installation and cable maintenance
<b>Integral wire retainers:</b>	Holds cable in place for easy moves, adds, and changes
<b>Lightweight plastic construction:</b>	Provides durability and easy installation
<b>Hinged front cover:</b>	Opens 180° up or down to allow hands-free access to cable

## APPLICATIONS

Designed for Category 5e, Category 6, and fiber cables, the NetManager horizontal cable managers provide a cost effective solution that organizes, manages, and protects network cabling in telecommunication rooms and data centers. Finger spacing organizes cable as they exit the patch panel and bend radius control helps protect cable from kinks, snags, and crushing, ensuring system performance and reliability. When used with Mini-Com® or QuickNet® Patch Panels, Panduit patch cords, vertical managers, and racks, the user receives a complete end-to-end solution that satisfies functional requirements and showcases the network cabling.

### NetRunner Horizontal Cable Managers - 2 RU

Front and rear:	NCMH2
Front only:	NCMHF2

### 1 RU Manager

Front only:	NCMHF1
-------------	--------

### Standard EIA Racks

2-Post aluminum rack with #12-24 threaded rails, 3 in. deep:	R2P^+
2-Post aluminum rack with #12-24 threaded rails, 6 in. deep:	R2P6S^+
4-Post steel rack with #12-24 threaded rails:	R4P^+

### NetRunner™ Vertical Cable Managers

Front and rear	
22 RU, 4 in. x 5 in.:	WMPV22E
45 RU, 4 in. x 5 in.:	WMPV45E
45 RU, 6 in. x 6 in.:	WMPVHC45E
Front only	
22 RU, 4 in. x 5 in.:	WMPVF22E
45 RU, 4 in. x 5 in.:	WMPVF45E
45 RU, 6 in. x 6 in.:	WMPVHCF45E

### PatchRunner™ 2 Vertical Cable Managers with Doors

Dual-sided with two doors:	PR2VD***^
Single-sided with one door:	PR2VFD***^

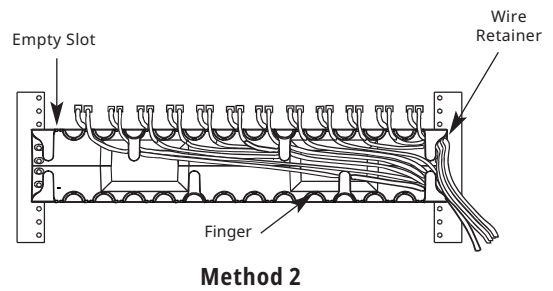
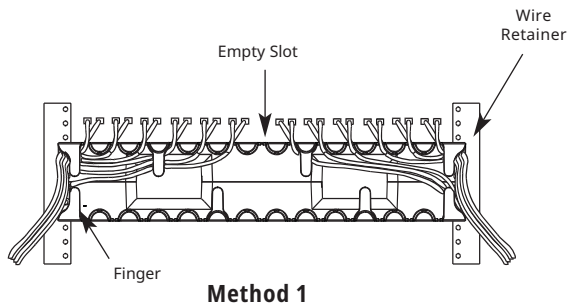
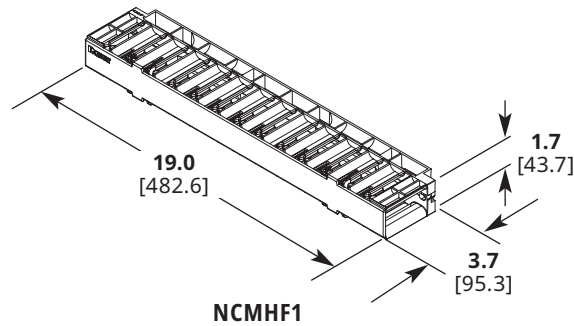
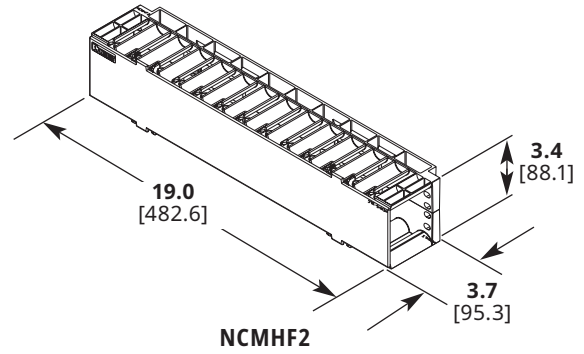
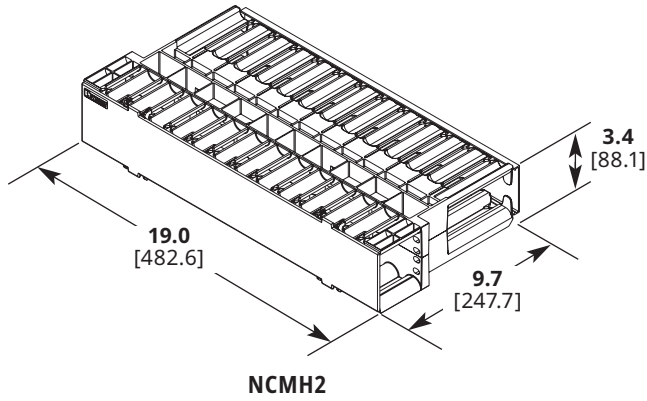
### Accessories

Extender bracket, 1 RU:	PEB1
Extender bracket, 2 RU:	PEB2
Pass-through hole blanking plugs:	NM***B
Replacement Cover for NCMHF2/ NCMH2:	NCMH2-RFC

+Heights: 79 (6.5 ft.) or 96 (8 ft.)  
^Colors other than black: WH (White)  
\*\*Widths: 06 (6 in.), 08 (8 in.), 10 (10 in.) or 12 (12 in.)  
\*\*\*RU: 1, 2, 3, and 4

# NetManager™ Horizontal Cable Managers

## ENGINEERING DRAWINGS



**NOTE:** For optimal routing of patch cords left and right of manager, leave middle slot empty.

Dimensions are in inches. [Dimensions in brackets are metric].

# NetManager™ Horizontal Cable Managers

## SPECIFICATIONS

Horizontal cable managers shall be capable of managing copper or fiber cables. They shall be molded out of plastic and incorporate bend radius control throughout the fingers, pass through holes, and transitions between horizontal and vertical pathways. Front hinged cover shall open 180° in up or down position. They shall mount to any standard EIA 19 in. rack.



## TECHNICAL INFORMATION

Attributes:	Part Number	RU	Height in. (mm)	Width in. (mm)	Depth in. (mm)
	NCMH2	3.47 (88.1)	19.0 (482.6)	9.75 (247.7)	3.0 (76)
	NCMHF2			3.75 (95.3)	6.0 (152)
	NCMHF1	1.72 (43.7)			
<b>Mounting options:</b>	Mounts to standard EIA 19 in. rack or 23 in. rack with optional extender bracket				
<b>Packaging:</b>	Cable management panels include hinged front cover, snap-on rear cover, and mounting hardware				
<b>Finger spacing:</b>	3/8 in. spacing between fingers				
<b>Bend radius control:</b>	1/2 in. bend radius for fingers, transitions, and pass throughs on front 3/8 in. bend radius for fingers on rear				

## KEY FEATURES AND BENEFITS

<b>Standards met:</b>	UL 2416, CSA C22.2
<b>Integral bend radius:</b>	Maintains cable bend radii in all cable pathways for high performance copper and fiber applications
<b>Cable pass through holes:</b>	Provides ease of installation and cable maintenance
<b>Integral wire retainers:</b>	Holds cable in place for easy moves, adds, and changes
<b>Lightweight plastic construction:</b>	Provides durability and easy installation
<b>Hinged front cover:</b>	Opens 180° up or down to allow hands-free access to cable

## APPLICATIONS

Designed for Category 5e, Category 6, and fiber cables, the NetManager horizontal cable managers provide a cost effective solution that organizes, manages, and protects network cabling in telecommunication rooms and data centers. Finger spacing organizes cable as they exit the patch panel and bend radius control helps protect cable from kinks, snags, and crushing, ensuring system performance and reliability. When used with Mini-Com® or QuickNet® Patch Panels, Panduit patch cords, vertical managers, and racks, the user receives a complete end-to-end solution that satisfies functional requirements and showcases the network cabling.

### NetRunner Horizontal Cable Managers - 2 RU

Front and rear:	NCMH2
Front only:	NCMHF2

### 1 RU Manager

Front only:	NCMHF1
-------------	--------

### Standard EIA Racks

2-Post aluminum rack with #12-24 threaded rails, 3 in. deep:	R2P^+
2-Post aluminum rack with #12-24 threaded rails, 6 in. deep:	R2P6S^+
4-Post steel rack with #12-24 threaded rails:	R4P^+

### NetRunner™ Vertical Cable Managers

Front and rear	
22 RU, 4 in. x 5 in.:	WMPV22E
45 RU, 4 in. x 5 in.:	WMPV45E
45 RU, 6 in. x 6 in.:	WMPVHC45E
Front only	
22 RU, 4 in. x 5 in.:	WMPVF22E
45 RU, 4 in. x 5 in.:	WMPVF45E
45 RU, 6 in. x 6 in.:	WMPVHCF45E

### PatchRunner™ 2 Vertical Cable Managers with Doors

Dual-sided with two doors:	PR2VD***+^
Single-sided with one door:	PR2VFD***+^

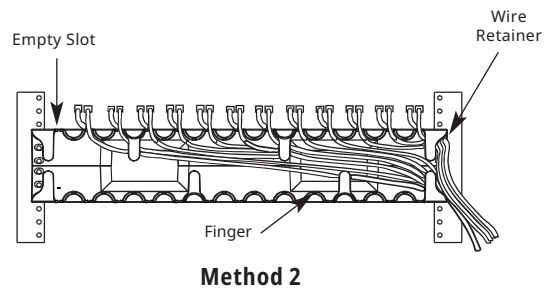
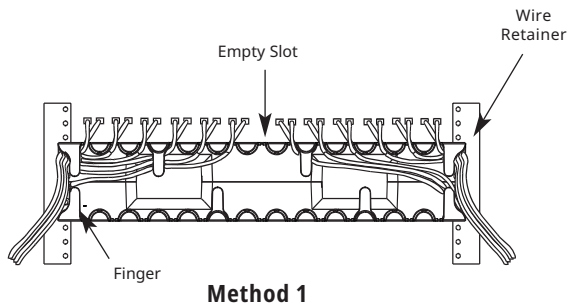
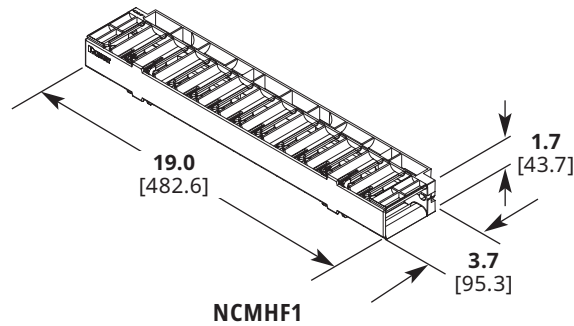
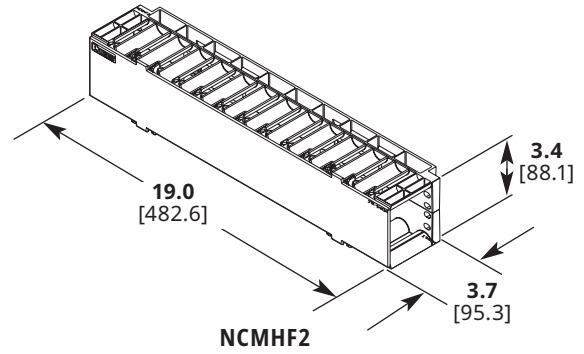
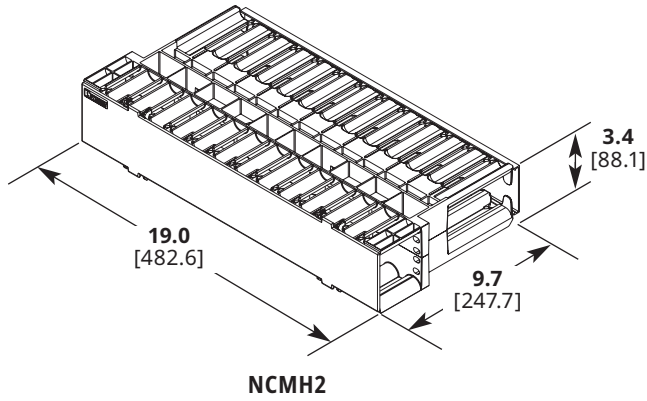
### Accessories

Extender bracket, 1 RU:	PEB1
Extender bracket, 2 RU:	PEB2
Pass-through hole blanking plugs:	NM***B
Replacement Cover for NCMHF2/ NCMH2:	NCMH2-RFC

+Heights: 79 (6.5 ft.) or 96 (8 ft.)  
^Colors other than black: WH (White)  
\*\*Widths: 06 (6 in.), 08 (8 in.), 10 (10 in.) or 12 (12 in.)  
\*\*\*RU: 1, 2, 3, and 4

# NetManager™ Horizontal Cable Managers

## ENGINEERING DRAWINGS



**NOTE:** For optimal routing of patch cords left and right of manager, leave middle slot empty.

Dimensions are in inches. [Dimensions in brackets are metric].