

Type _____

-84

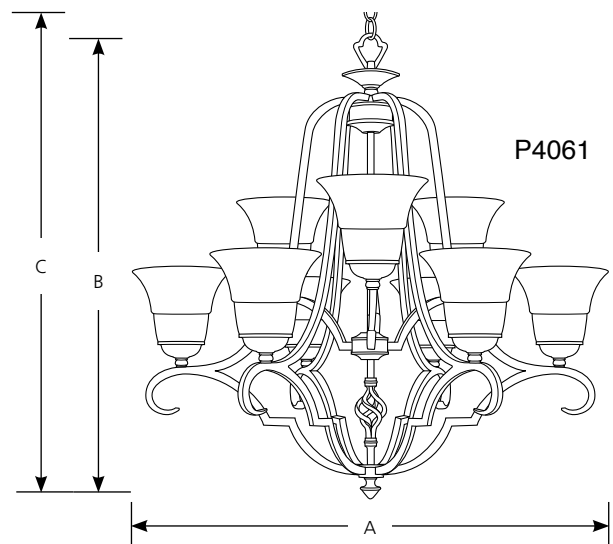
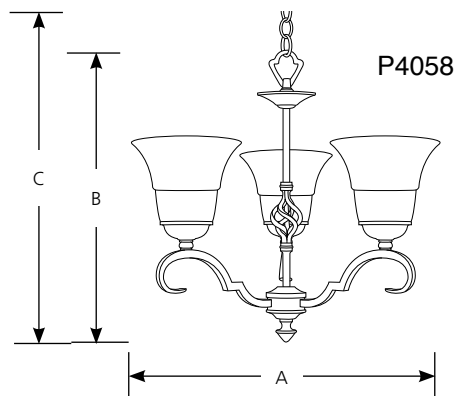
P4058 ☐

P4059 ☐

P4060 ☐

P4061 ☐

Catalog No.	Finish		Lamping	Dimensions (Inches)		
	Espresso			A	B	C
P4058	-84		3 (m) 100w	19-3/4	18	93
P4059	-84		4 (m) 100w	19-3/4	15-7/8	91
P4060	-84		6 (m) 100w	28	27	102
P4061	-84		9 (m) 100w	31	31-1/2	107



Specifications:

General

- Etched watermark glass shades:
- Espresso hand painted finish
- Steel construction
- Six feet of 9 gauge chain supplied.
- Twisted ball design in center column
- Square arm construction
- Two tier (6/3) unit: P4061
- Companion Bath and Vanity, Chandelier, Close to ceiling, Hall and Foyer, Pendant, Wall Bracket, fixtures are available

Mounting

- Ceiling chain mount
- Canopy covers a standard 4" hexagonal recessed outlet box
- Mounting strap for outlet box included

Electrical

- Medium base ceramic sockets
- 15 feet of wire supplied
- Threaded socket ring secures glass
- Pre-wired

Labeling

- UL-CUL listed

Type _____

-84

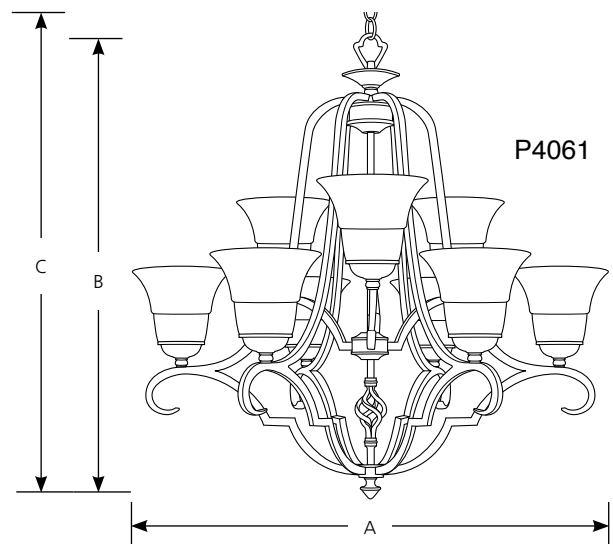
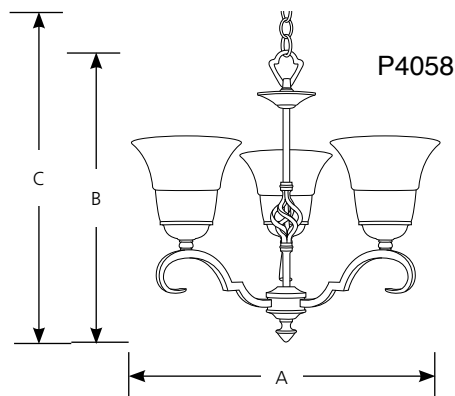
P4058 ☐

P4059 ☐

P4060 ☐

P4061 ☐

Catalog No.	Finish		Lamping	Dimensions (Inches)		
	Espresso			A	B	C
P4058	-84		3 (m) 100w	19-3/4	18	93
P4059	-84		4 (m) 100w	19-3/4	15-7/8	91
P4060	-84		6 (m) 100w	28	27	102
P4061	-84		9 (m) 100w	31	31-1/2	107



Specifications:

General

- Etched watermark glass shades:
- Espresso hand painted finish
- Steel construction
- Six feet of 9 gauge chain supplied.
- Twisted ball design in center column
- Square arm construction
- Two tier (6/3) unit: P4061
- Companion Bath and Vanity, Chandelier, Close to ceiling, Hall and Foyer, Pendant, Wall Bracket, fixtures are available

Mounting

- Ceiling chain mount
- Canopy covers a standard 4" hexagonal recessed outlet box
- Mounting strap for outlet box included

Electrical

- Medium base ceramic sockets
- 15 feet of wire supplied
- Threaded socket ring secures glass
- Pre-wired

Labeling

- UL-CUL listed