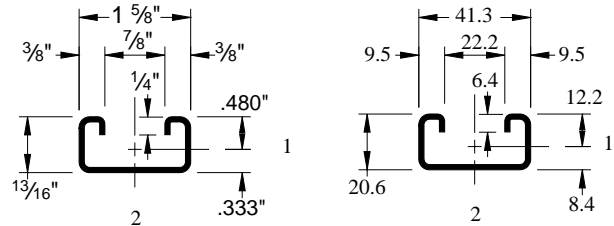
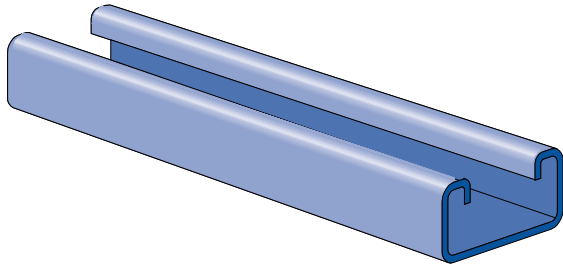


# P4100™ & P4101 CHANNELS

FOR 1 5/8" (41 MM) WIDTH SERIES CHANNEL



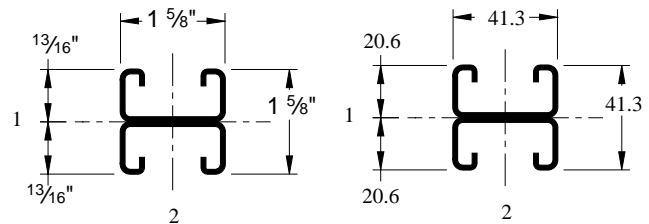
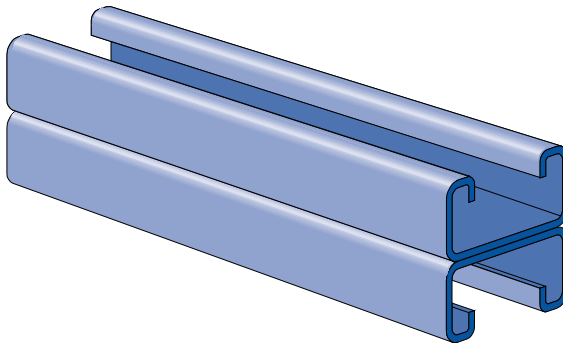
## P4100



Pierced channels are found on pages 60 and 61.

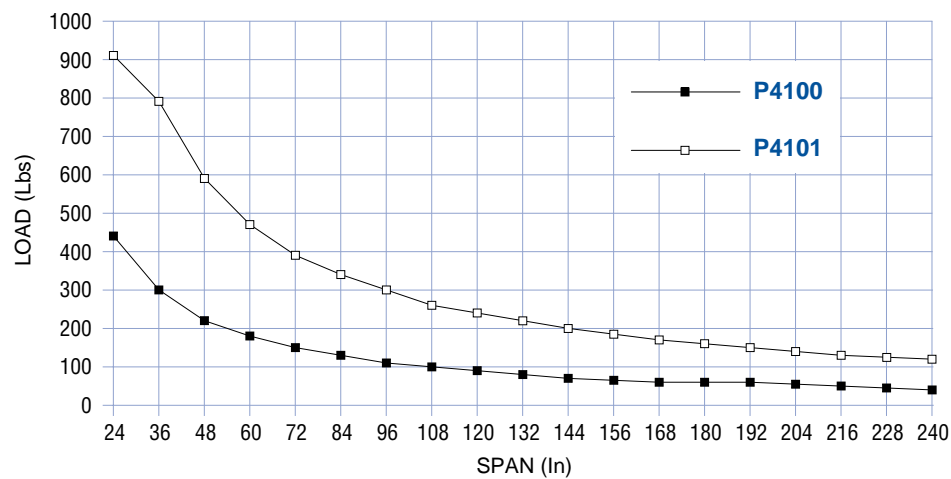
Weight: 97 Lbs/C Ft (144 kg/100 m)

## P4101



Weight: 194 Lbs/C Ft (289 kg/100 m)

## BEAM LOAD\*



\*Maximum allowable uniform load.

Channel	Weight		Allowable Moment		Material Thickness		Standard Lengths		Finishes				Other Materials	
	Lbs/Ft	kg/m	In-Lb	N*m	In	mm	10'	20'	PL	GR	HG	PG	SS	EA
P4100	.97	1.4	1,330	150	.075	1.9	■	■	■	■	■	■		
P4101	1.94	2.9	3,550	400	.075	1.9	■	■	■	■	■	■		

Nominal thickness of 14 gage strip steel is .075 inches.

# CHANNELS & COMBINATIONS

## FOR 1<sup>5</sup>/<sub>8</sub>" (41 MM) WIDTH SERIES CHANNEL



1<sup>5</sup>/<sub>8</sub>"  
Channels

Nuts &  
Hardware

General  
Fittings

Pipe/Conduit  
Supports

Electrical  
Fittings

Concrete  
Inserts

1<sup>1</sup>/<sub>4</sub>" Framing  
System

1<sup>3</sup>/<sub>16</sub>" Framing  
System

Spec. Metals  
& Fiberglass

Index

Page

<b>P1000</b> 12 Gage	23
<b>P1100</b> 14 Gage	32
<b>P2000</b> 16 Gage	36
<b>P3000</b> 12 Gage	40
<b>P3300</b> 12 Gage	43
<b>P4000</b> 16 Gage	46
<b>P4100</b> 14 Gage	50
<b>P5000</b> 12 Gage	53
<b>P5500</b> 12 Gage	56
<b>Closure Strips</b>	59
<b>Pierced Sections</b>	60
<b>P9000 Series</b> 12 Gage	62



### MATERIAL

Unistrut channels are accurately and carefully cold formed to size from low-carbon strip steel.

Spot-welded combination members are welded 3" (maximum) on center.

#### STEEL: PLAIN

12 Ga. (2.7 mm), 14 Ga.(1.9 mm)  
ASTM A570 GR 33  
16 Ga. (1.5 mm) ASTM A366

#### STEEL: PRE-GALVANIZED

12 Ga. (2.7 mm), 14 Ga. (1.9 mm)  
and 16 Ga. (1.5mm) ASTM A653  
GR 33

For other materials, see Special Metals and Fiberglass section.

### FINISHES

All channels are available in: Perma Green II (GR), pre-galvanized (PG), conforming to ASTM A653; Hot-dipped galvanized (HG), conforming to ASTM A123 or A153; and plain (PL).

### STANDARD LENGTHS

Standard lengths are 10 feet (3.05m) and 20 feet (6.10m). Tolerances are +<sup>1</sup>/<sub>8</sub>" (3.2 mm) to +<sup>1</sup>/<sub>2</sub>" (12.7 mm) to allow for cutting. Special lengths are available for a small cutting charge with a tolerance of ±<sup>1</sup>/<sub>8</sub>" (3.2mm).

### CURVED CHANNEL

Many Unistrut 1<sup>5</sup>/<sub>8</sub>" (41mm) channel sections are available as curved pieces in both single and combination styles. Contact your local Unistrut Service Center or Unistrut Corporation for ordering information.

### DIMENSIONS

Imperial dimensions are illustrated in inches. Metric dimensions are shown in millimeters and rounded to one decimal place.

### LOAD DATA

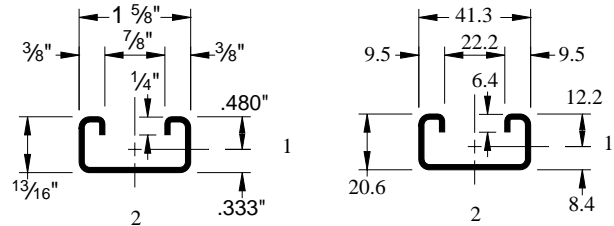
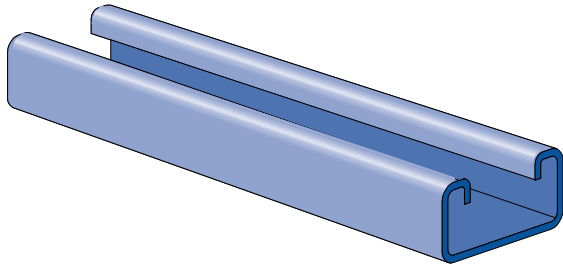
All beam and column load data pertains to carbon steel and stainless steel channels. Load tables and charts are constructed to be in accordance with the SPECIFICATION FOR THE DESIGN OF COLD-FORMED STEEL STRUCTURAL MEMBERS AUGUST 19, 1986 EDITION with DECEMBER 11, 1989 ADDENDUM published by the AMERICAN IRON AND STEEL INSTITUTE.

# P4100™ & P4101 CHANNELS

FOR 1 5/8" (41 MM) WIDTH SERIES CHANNEL



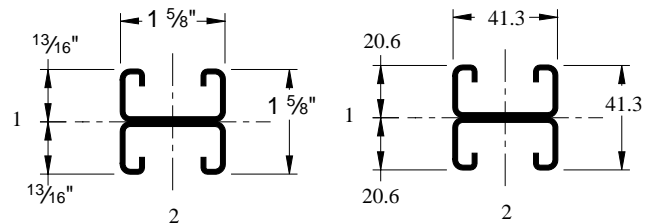
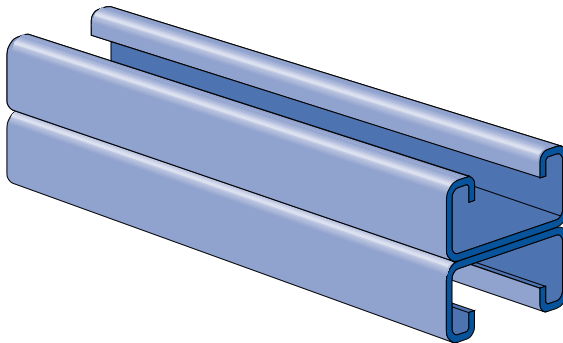
## P4100



Pierced channels are found on pages 60 and 61.

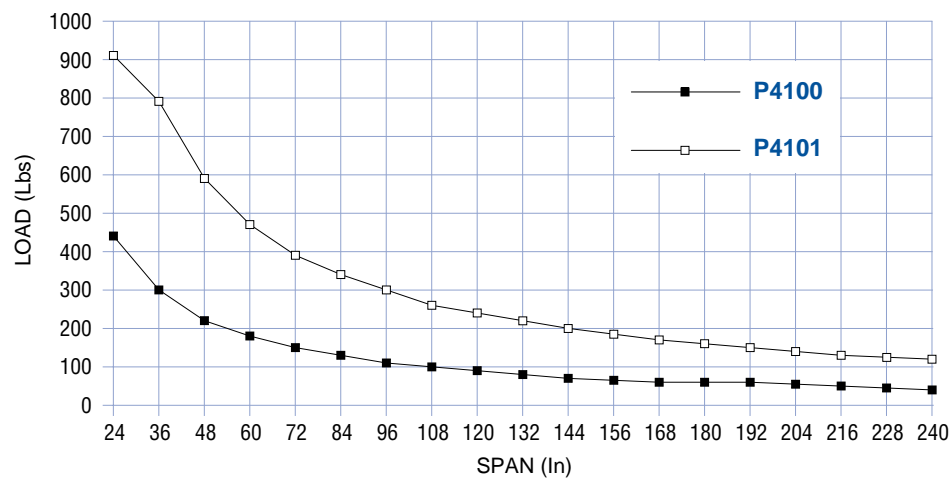
Weight: 97 Lbs/C Ft (144 kg/100 m)

## P4101



Weight: 194 Lbs/C Ft (289 kg/100 m)

## BEAM LOAD\*



\*Maximum allowable uniform load.

Channel	Weight		Allowable Moment		Material Thickness		Standard Lengths		Finishes				Other Materials	
	Lbs/Ft	kg/m	In-Lb	N*m	In	mm	10'	20'	PL	GR	HG	PG	SS	EA
P4100	.97	1.4	1,330	150	.075	1.9	■	■	■	■	■	■		
P4101	1.94	2.9	3,550	400	.075	1.9	■	■	■	■	■	■		

Nominal thickness of 14 gage strip steel is .075 inches.

# CHANNELS & COMBINATIONS

FOR 1 $\frac{5}{8}$ " (41 MM) WIDTH SERIES CHANNEL



1 $\frac{5}{8}$ "  
Channels

Nuts &  
Hardware

General  
Fittings

Pipe/Conduit  
Supports

Electrical  
Fittings

Concrete  
Inserts

1 $\frac{1}{4}$ " Framing  
System

1 $\frac{3}{16}$ " Framing  
System

Spec. Metals  
& Fiberglass

Index

Page

## P1000

12 Gage

23

## P1100

14 Gage

32

## P2000

16 Gage

36

## P3000

12 Gage

40

## P3300

12 Gage

43

## P4000

16 Gage

46

## P4100

14 Gage

50

## P5000

12 Gage

53

## P5500

12 Gage

56

## Closure Strips

59

## Pierced Sections

60

## P9000 Series

12 Gage

62



## MATERIAL

Unistrut channels are accurately and carefully cold formed to size from low-carbon strip steel.

Spot-welded combination members are welded 3" (maximum) on center.

### STEEL: PLAIN

12 Ga. (2.7 mm), 14 Ga.(1.9 mm)  
ASTM A570 GR 33  
16 Ga. (1.5 mm) ASTM A366

### STEEL: PRE-GALVANIZED

12 Ga. (2.7 mm), 14 Ga. (1.9 mm)  
and 16 Ga. (1.5mm) ASTM A653  
GR 33

For other materials, see Special Metals and Fiberglass section.

## FINISHES

All channels are available in: Perma Green II (GR), pre-galvanized (PG), conforming to ASTM A653; Hot-dipped galvanized (HG), conforming to ASTM A123 or A153; and plain (PL).

## STANDARD LENGTHS

Standard lengths are 10 feet (3.05m) and 20 feet (6.10m). Tolerances are + $\frac{1}{8}$ " (3.2 mm) to + $\frac{1}{2}$ " (12.7 mm) to allow for cutting. Special lengths are available for a small cutting charge with a tolerance of  $\pm\frac{1}{8}$ " (3.2mm).

## CURVED CHANNEL

Many Unistrut 1 $\frac{5}{8}$ " (41mm) channel sections are available as curved pieces in both single and combination styles. Contact your local Unistrut Service Center or Unistrut Corporation for ordering information.

## DIMENSIONS

Imperial dimensions are illustrated in inches. Metric dimensions are shown in millimeters and rounded to one decimal place.

## LOAD DATA

All beam and column load data pertains to carbon steel and stainless steel channels. Load tables and charts are constructed to be in accordance with the SPECIFICATION FOR THE DESIGN OF COLD-FORMED STEEL STRUCTURAL MEMBERS AUGUST 19, 1986 EDITION with DECEMBER 11, 1989 ADDENDUM published by the AMERICAN IRON AND STEEL INSTITUTE.