

★ LED Step Lights PROGRESS LED

5W LED WITH THE LUMEN OUTPUT COMPARABLE TO A 7W CFL OR 25W INCANDESCENT.
2700K COLOR TEMPERATURE WITH 80+ CRI AND A 120° BEAM SPREAD. CRI: 80+



P6827-09 Brushed Nickel
P6827-30 White
LED step/wall lights are available in a vertical or horizontal configuration for mounting into a single-gang wallbox
Size: 5-1/4" W. , 3-1/2" ht.
Lamp: 5w LED (included).



P6828-09 Brushed Nickel
P6828-30 White
Step/wall lights are available in a vertical or horizontal configuration for mounting into a single-gang wallbox
Size: 3-1/2" W. , 5-1/4" ht.
Lamp: 5w LED (included).



P6829-09 Brushed Nickel
P6829-20 Antique Bronze
P6829-30 White
P6829-31 Black
Mini decorative vertical step/wall light. Wet location listed.
Dimensions: 2-7/8" W., 4-1/2" ht.
Lamp: 5w LED (included).

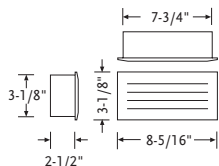


P6832-09 Brushed Nickel
P6832-20 Antique Bronze
P6832-30 White
P6832-31 Black
Mini decorative vertical step/wall light. Wet location listed.
Dimensions: 2-7/8" ht., 4-1/2" W.
Lamp: 5w LED (included).

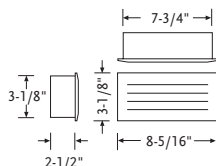
★ Step Lights




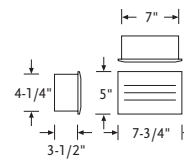
P6802-31 Black P6802-31, P6803-31
Cast aluminum housing with black aluminum louver. For wood, brick, masonry, and poured concrete installations. IC Rated.
Size: Refer to diagram.
Lamp: One 7w 2-pin twin compact fluorescent lamp.



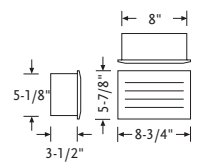
P6803-31 Black P6803-31, P6803-30
P6803-30 White
Cast aluminum housing with metal louver. For wood, brick, masonry, and poured concrete installations. With Therma-Gard protection.
Size: Refer to diagram.
Lamp: One 25w 120V T6-1/2, intermediate base.



P6817-16 Satin Aluminum P6817-16
P6817-31 Black
Cast aluminum, tempered glass with louver faceplate. Two 1/2" I.P. for conduit entry. For poured concrete and masonry installations.
Size: Refer to diagram.
Lamp: One medium base; 25w max.



P6819-16 Satin Aluminum P6819-16
Cast aluminum, tempered glass with louver faceplate. Two 1/2" I.P. for conduit entry. For poured concrete and masonry installations.
Size: Refer to diagram.
Lamp: One medium base; 75w max.



LED Step & Wall Lights

P6827 and **P6828** LED step/wall lights are available in a vertical or horizontal configuration for mounting into a single-gang wallbox

- cCSAus listed for dry locations
Integral power supply module in a compact package
- Consumes less than 5w of power per fixture.
- Lumen output comparable to 7w CFL and 25w incandescent
- Warm white 2700K LED's included
- CRI: 80+
- Beam spread: 120 degrees



P6827-09



P6827-30



P6828-09



P6828-30

Product No.	Finish	Description	Size	Lamp
P6827-09	Brushed Nickel	Mini horizontal step/wall light	4-13/16" W.	5w LED (included).
P6827-30	White		3" ht.	
P6828-09	Brushed Nickel	Mini vertical step/wall light	3" W.	5w LED (included).
P6828-30	White		4-13/16" ht.	

P6829 and **P6832** LED step/wall lights provide an attractive solution for a variety of illumination tasks

- cCSAus listed for outdoor as well as indoor applications
- Integral power supply module in a compact package
- Consumes less than 5w of power per fixture
- Lumen output comparable to 7w CFL and 25w incandescent
- Warm white 2700K LED's included
- CRI: 80+
- Beam spread: 120 degrees



P6829-09



P6829-20



P6829-30



P6829-31



P6832-09



P6832-31

See more Progress LED fixtures throughout this catalog.

U.S. Patent #.
6357891, 5379199

Product No.	Finish	Description	Size	Lamp
P6829-09	Brushed Nickel	Mini vertical step/wall light	3" W.	5w LED (included).
P6829-20	Antique Bronze		4-3/4" ht.	
P6829-30	White			
P6829-31	Black			
Product No.	Finish	Description	Size	Lamp
P6832-09	Brushed Nickel	Mini vertical step/wall light	4-3/4" W.	5w LED (included).
P6832-20	Antique Bronze		3" ht.	
P6832-30	White			
P6832-31	Black			