

# Caséta by LUTRON

Discover the power of smart lighting



# What's New with Caséta?

## Lutron's Most Popular Dimmer Is Now Smart

Enjoy the signature DIVA lighting control design you're used to—with the built-in smart technology of the Caséta family. The Diva smart dimmer and a coordinating paddle smart switch are the perfect entry into the ever-growing demand for smart lighting control solutions.

### Proven, familiar design

- Additional designer style to offer your customers the best lighting experience
- Modern, intuitive paddle design fits any decor
- Perfect to complete new projects or coordinate with existing paddle switches
- Precise dimming control with soft-glow light bar



### Easy, flexible installation

- Dimmer works with existing wiring (no neutral required)
- Add a second “switch” anywhere in less time — no more pulling wire or cutting walls
- Wired options now available for use with existing 3-way wiring



### The Caséta Advantage

- Works seamlessly with existing Caséta smart lighting controls
- Customized scenes allow customers to always come back to a well-lit home
- Multiple points of control — remote, app, switch, or voice



# Why Choose Caséta?

## Introduction

Caséta is an easy way to give your customers a smart home. Install Caséta, and a homeowner can control the lights from anywhere, home or away, with a touch, voice command, or with features that do it automatically.

We've put together six different Caséta kits specifically for you, with everything you need to get started in a space. Then you can add on whenever your customers are ready to expand their smart home.

### Caséta Kits

Original Smart Switch & Remote Kit . . . . .	2
Original 3-Way Smart Dimmer Kit with Remote . . . . .	4
Lamp Dimmer & Remote Kit . . . . .	6
Original Smart Switch Starter Kit with Smart Hub . . . . .	8
Diva Smart Dimmer Starter Kit with Smart Hub . . . . .	10
Original Smart Dimmer Kit with Smart Hub . . . . .	12
Smart Lamp Timer Kit . . . . .	14
Dimmers . . . . .	16
Switches . . . . .	19
Plug-in Lamp Dimmer . . . . .	21
Smart Outdoor Plug Weatherproof+ . . . . .	22
Fan Control . . . . .	23
Pico Remotes . . . . .	24
Pico Scene Keypads . . . . .	26
Wireless Sensor . . . . .	27
Smart Hub (formerly Smart Bridge) . . . . .	28
Repeater . . . . .	29
Lutron App . . . . .	30
Shades . . . . .	31
Thermostats and Ceiling Fans . . . . .	32
Smart Home Technology . . . . .	34
Ordering Information . . . . .	35

# Original Smart Switch & Remote Kit

## Homeowner benefits

- Eliminates the hassle of fumbling around in the dark, trying to find the light switch, for a safe entry
  - Add a “switch” anywhere (perfect if the current switch isn’t where the homeowner wants it)
  - Add a smart hub anytime, for smart home functionality
- Ideal for garages, hallways, and kitchens***



P-PKG1WS-WH

**List price \$93**

\$122.50 if purchased individually

**Your savings 24%**



## Add a point of control anywhere

- No more pulling wire — mount the Pico remote almost anywhere
- Mount the Pico flat on a wall or over an existing wallbox
- Each Pico can control multiple switches (Caséta has a device limit of 75)
- Pair each switch with up to 10 Pico remotes

## Features to sell around

- Pico remotes have a 10-year battery life
- No need to cut a hole in a wall in order to mount a Pico

## Potential add-ons

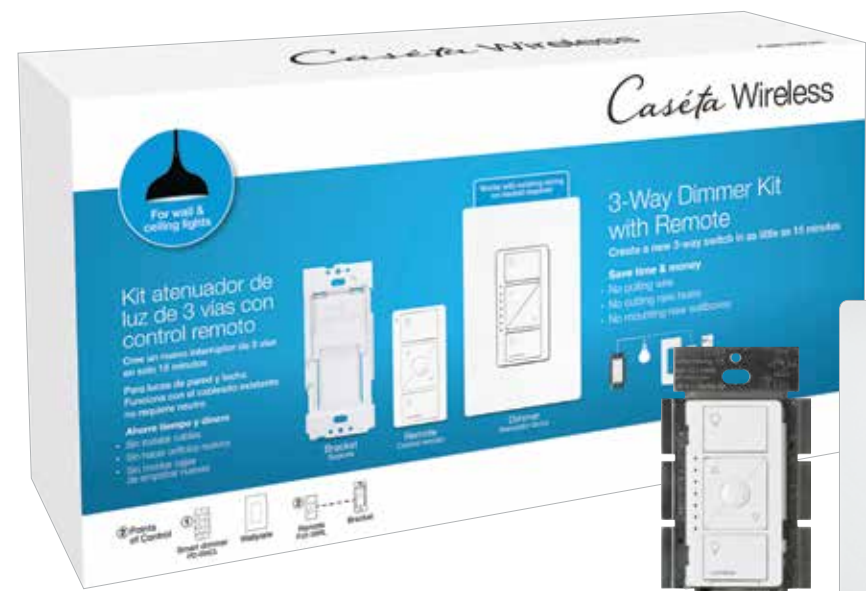
- Caséta smart motion sensor
- Additional Pico remotes for greater control
- A smart hub for more functionality/system expansion

# 3-Way Original Smart Dimmer Kit with Remote

## Homeowner benefits

- Eliminates the hassle of fumbling around in the dark, trying to find the light switch, for a safe entry
- Add a “switch” anywhere (perfect if the current switch isn’t where the homeowner wants it)
- Add a smart hub anytime, for smart home functionality

***Ideal for hallways, family rooms, and kitchens***



P-DIM-3WAY-WH  
**List price \$98.50**  
\$117.50 if purchased individually  
**Your savings 16%**



## Add a point of control anywhere

- No more pulling wire — mount the Pico remote almost anywhere
- Mount the Pico flat on a wall or over an existing wallbox
- Each Pico can control multiple switches; pair each switch with up to 10 Pico remotes

## Features to sell around

- Pico remotes have a 10-year battery life
- You can add a point of control in 15 minutes
- No neutral required — ideal for older homes

## Potential add-ons

- Caséta smart motion sensor
- Additional Pico remotes for greater control
- A smart hub for more functionality/system expansion

# Lamp Dimmer & Remote Kit

## Homeowner benefits

- Adjust lights on either side of the bed
- No need to put a voice control device in their bedroom to control the lights
- Conveniently control multiple lamps in a room with one remote

*Ideal for bedrooms, living rooms, studies, and home offices*



P-PKG1P-WH  
**List price \$70**  
\$91.00 if purchased individually  
**Your savings 23%**



## Easily add dimming control

- Just plug dimmer into a standard outlet
- Connect up to two lamps per plug-in (both will be controlled together)

## Features to sell around

- Pico remotes have a 10-year battery life
- You can add a point of control in 15 minutes

## Potential add-ons

- Tabletop pedestal
- Additional Pico remotes for greater control

# Original Smart Switch Starter Kit with Smart Hub



## Homeowner benefits

- Always come back to a well-lit home
- Easily check which lights are on or off, using the Lutron App
- Add even more convenience by integrating with Siri, Alexa, or Google Assistant
- Have outdoor lights scheduled to automatically turn on at dusk and off at sunrise

**Take advantage of the geofencing feature to turn lights on when they come home**

**Ideal for outdoor lighting**




P-BDG-PKG1WS

**List price \$130**

\$196.00 if purchased individually

**Your savings 34%**



The smart hub connects to the Wi-Fi router via the Ethernet connection. Setup is easy — follow the step by step instructions in the Lutron App.



## Hassle-free scheduling

- Schedule outdoor light changes by sunrise/sunset or time of day
- No need to come back and adjust the schedule for daylight saving time

## Features to sell around

- Once you add the smart hub, it's easy to add devices to the system
- Outdoor plug for controlling landscape lighting
- The smart hub doesn't depend on the home's Wi-Fi (if the Wi-Fi goes down, Caséta still works)

## Potential add-ons

- Additional switches or dimmers throughout the home
- Pico remotes for additional points of control

You could also set up Smart Away, geofencing, and other app features, for added value for the homeowner.

# Diva Smart Dimmer Starter Kit with Smart Hub

## Homeowner benefits

- Create the right light for any occasion
- Easily check which lights are on or off, using the Lutron App
- Add even more convenience by integrating with Siri, Alexa, or Google Assistant

***Ideal for the kitchen and living, family, and dining rooms***



DVRF-BDG-1D  
**List price \$168**  
\$239.50 if purchased individually  
**Your savings 30%**

**Diva Smart Dimmer** — classic aesthetic to match paddle switches already in the home

The smart hub connects to the Wi-Fi router via the Ethernet connection. Setup is easy — follow the step by step instructions in the Lutron App.



## Add more smarts — without stress

- Easily add on to projects when you're adding retrofit light kits
- Simply plug the smart hub into the router, download the Lutron App, and follow the instructions
- No neutral required — ideal for older homes

## Features to sell around

- Once you add the smart hub, it's easy to add devices to the system
- Can integrate with the homeowner's favorite voice assistant
- The smart hub doesn't depend on the home's Wi-Fi (if the Wi-Fi goes down, Caséta still works)
- Dim or brighten lights to create the perfect atmosphere for any activity

## Potential add-ons

- Additional switches or dimmers throughout the home
- Pico remotes for additional points of control

# Original Smart Dimmer Kit with Smart Hub

## Homeowner benefits

- Create the right light for any occasion
- Easily check which lights are on or off, using the Lutron App
- Add even more convenience by integrating with Siri, Alexa, or Google Assistant

***Ideal for the kitchen and living, family, and dining rooms***



P-BDG-PKG1W  
**List price \$140**  
\$217.50 if purchased individually  
**Your savings 36%**

**Original Smart Dimmer —**  
Caséta's premier aesthetic offers a more "techy" design



The smart hub connects to the Wi-Fi router via the Ethernet connection. Setup is easy — follow the step by step instructions in the Lutron App.



## Add more smarts — without stress

- Easily add on to projects when you're adding retrofit light kits
- Simply plug the smart hub into the router, download the Lutron App, and follow the instructions
- No neutral required — ideal for older homes

## Features to sell around

- Once you add the smart hub, it's easy to add devices to the system
- Can integrate with the homeowner's favorite voice assistant
- The smart hub doesn't depend on the home's Wi-Fi (if the Wi-Fi goes down, Caséta still works)
- Dim or brighten lights to create the perfect atmosphere for any activity

## Potential add-ons

- Additional switches or dimmers throughout the home
- Pico remotes for additional points of control



# Smart Lamp Timer Kit

## Homeowner benefits

- Perfect for rooms with no overhead lighting
  - Control lights with voice integration, the Lutron App, or a Pico remote
- Ideal for living rooms and bedrooms***



**P-BDG-PKG1P**  
**List price \$140**  
\$201.00 if purchased individually  
**Your savings 30%**



The Smart Hub connects to the Wi-Fi router via the Ethernet connection. Setup is easy — follow the step by step instructions in the Lutron App.

## Easily add dimming control

- Just plug dimmer into a standard outlet
- Connect up to two lamps per plug-in (both will be controlled together)


## Features to sell around

- Plug-in can control up to two lamps
- Pico remotes have a 10-year battery life

## Potential add-ons

- Tabletop pedestal
- Pico remotes for greater control
- Additional dimmers and switches

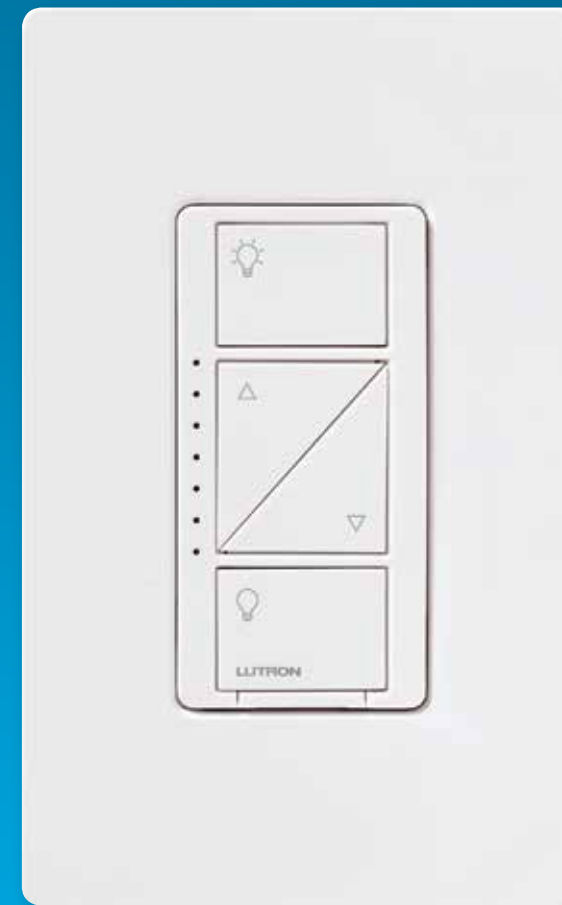
# Dimmers



Controls wall and ceiling lights

### Caséta provides superior dimming for dimmable LEDs

- Easily adjust the low-end trim for flicker-free dimming
- Mix different bulb types on the same circuit
- UL Listed to dim 100's of LED light bulbs
- Find the list at [CasetaWireless.com/support](https://CasetaWireless.com/support)



Controls wall and ceiling lights

## Diva smart dimmer

- Doesn't require a neutral wire — works with existing wiring
- Works with compatible dimmable LEDs (up to 150W), halogen and incandescent bulbs (up to 600W)
- Easy, precise dimming control with soft-glow light bar
- Use existing toggle switches for 3-way applications or replace existing additional switches with wireless Pico remotes or wired Claro smart accessory switches in 3-way or multi-location applications

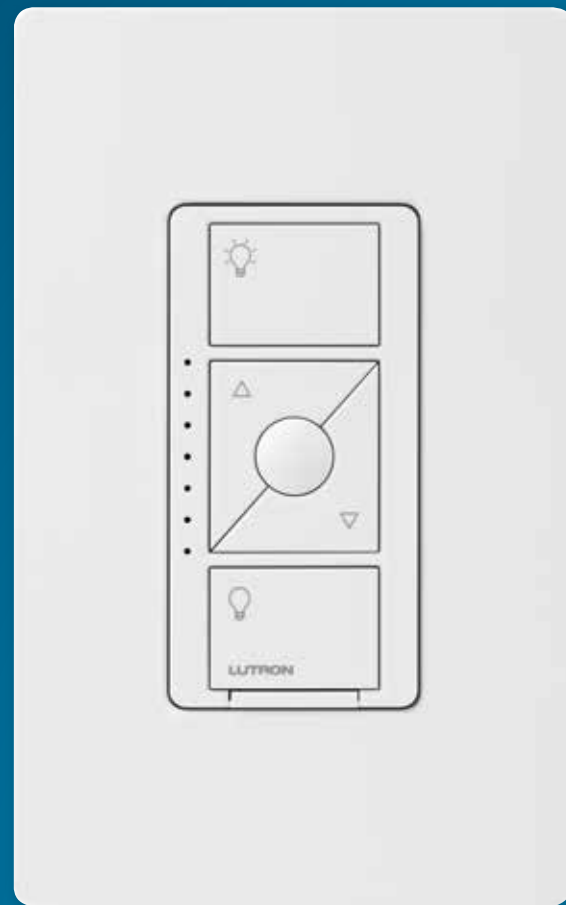
## Original smart dimmer

- Doesn't require a neutral wire — works with existing wiring
- Works with compatible dimmable LEDs (up to 150W), halogen and incandescent bulbs (up to 600W)
- Replace existing additional switches with wireless Pico remotes in 3-way or multi-location applications

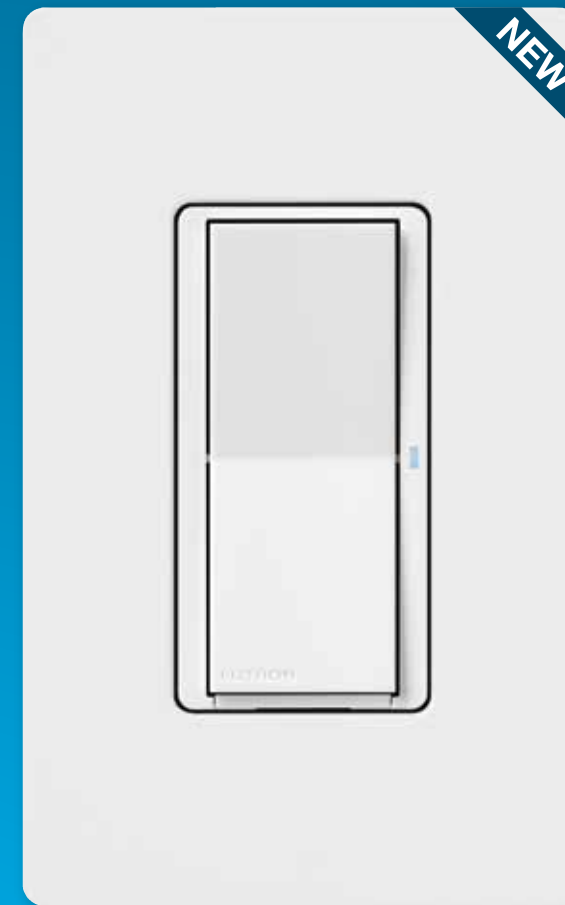
## Original smart dimmer PRO

- Works with dimmable LEDs (up to 250W), halogen/incandescent (up to 1000W) and MLV (up to 1000VA)
- Compatible with Lutron LTE LED drivers, PHPM, and GRX-TVI interfaces
- Neutral wire optional (required for MLV and drivers/interfaces)
- Use existing toggle switches or replace existing additional switches with wireless Pico remotes in 3-way or multi-location applications

# Switches



Controls ELV,  
LED, and more.



Controls wall and ceiling lights,  
as well as general purpose fans

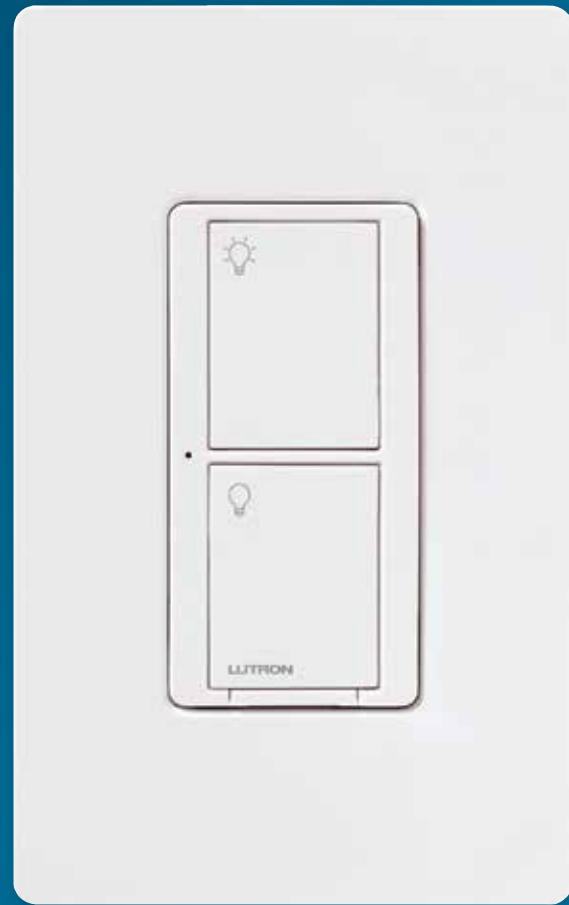
## Original smart dimmer ELV+

- Neutral wire required — works with all load types (10W minimum) — dimmer is phase selectable
- 500W ELV/ HAL / INC
- 400W MLV
- 250W LED
- Matches the Pico remote with favorite button for preset level on dimmer
- Replace existing additional switches with wireless Pico remotes in 3-way or multi-location applications

## Claro smart neutral switch

- Neutral wire required — provides higher capacity and 10W minimum load or one LED bulb
- Controls 6A lighting load (LED, HAL, INC, CFL) or 3.6A fan load
- Coordinates with existing paddle switches
- Use existing toggle switches for 3-way applications or replace existing additional switches with wireless Pico remotes or wired Claro smart accessory switches in 3-way or multi-location applications

# Switches



Controls wall and ceiling lights, as well as general purpose fans

# Plug-in dimmer



Controls table and floor lamps

## Original smart neutral switch

- Requires neutral wire — provides higher capacity and 10W minimum load or one LED bulb
- Controls 6A lighting load (LED, HAL, INC, CFL) or 3.6A fan load
- Use existing toggle switches or replace additional switches with wireless Pico remotes in 3-way or multi-location switching applications
- 5A model also available

## Original smart switch PRO

- Doesn't require a neutral wire — works with existing wiring
- Dual voltage — works in 120V and 277V applications
- Minimum load cap included (for switching LED, CFL, and ELV loads)
- Use existing toggle switches or replace additional switches with wireless Pico remotes in 3-way or multi-location switching applications

## Plug-in lamp dimmer

- Features two receptacles for simultaneous control of two lamps
- Simply plugs into a standard wall receptacle
- Works with dimmable LEDs (up to 100W)
- Also works with halogen and incandescent bulbs (up to 300W)
- First lamp dimmer added to smart hub acts as a Clear Connect range extender — provides 30ft. of additional range (limit one per system)


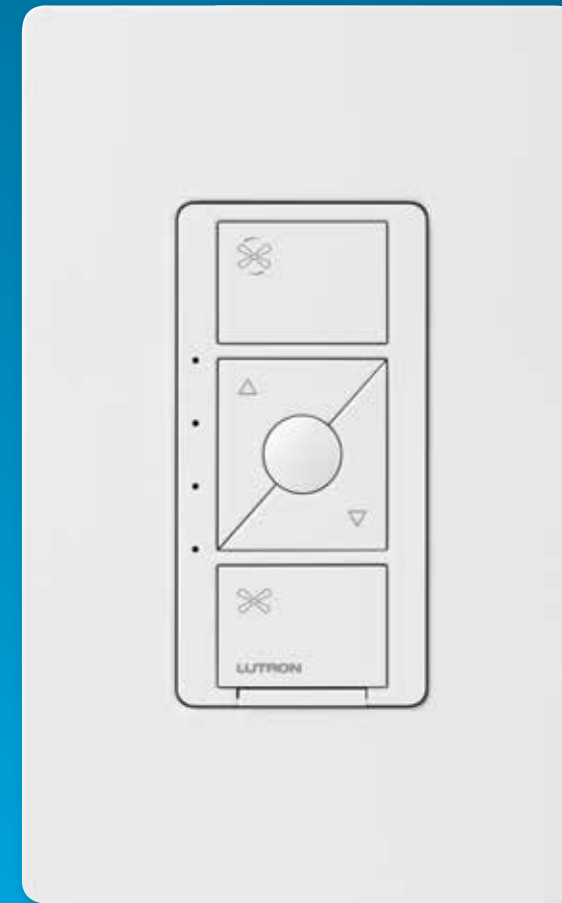
# Smart Outdoor Plug Weatherproof+



## Switching control for

- String lights
- Holiday lights
- Landscape lights
- Pumps
- Motors

# Fan Control



Controls ceiling fans



## Smart outdoor plug

- Switches 15A lighting load, ½HP motor load, 1200VA (8A) lighting transformer/magnetic ballast loads
- Pair with Pico remote for control from within the home. Plugs into a GFCI outlet
- Set up a schedule in the Lutron App\* once and the timer functionality will adjust with the seasons
- Integrates with Alexa, Apple HomeKit, Google Assistant, and Ring\*

\* For app functionality and all integrations, smart hub or smart hub PRO is required

## Smart fan speed control

- Requires neutral wire — can control one AC ceiling fan
- 4-speed fan control and off
- Favorite button to recall preferred fan speed setting
- Replace existing additional switches with wireless Pico fan remotes in 3-way or multi-location control applications

## Pico fan remote control

- Provides convenient remote control
- Add an additional point of fan control without having to wire anything
- Battery powered — features a 10-year battery life
- Works with Caséta smart fan speed control

# Pico Remotes



Mount a Pico to a tabletop pedestal, clip it to a car visor, or mount it to a wall.



Tabletop pedestal



Car visor clip



Wall-mounting kit

## Promoting the Pico

Don't forget to emphasize the ease of adding 3-way control with a Pico. Make sure to stress to homeowners that you won't have to climb into their attic or other tight space to run wire and cut holes.



3-scene control



2-group switch control



Dimming control

## Pico remote control

- Provides convenient remote control
- Add a light switch without having to wire anything
- Battery powered — features a 10-year battery life
- Works with Caséta dimmers and switches and Lutron wireless shades

## 4-button Pico remote control PRO

### Choose from three options

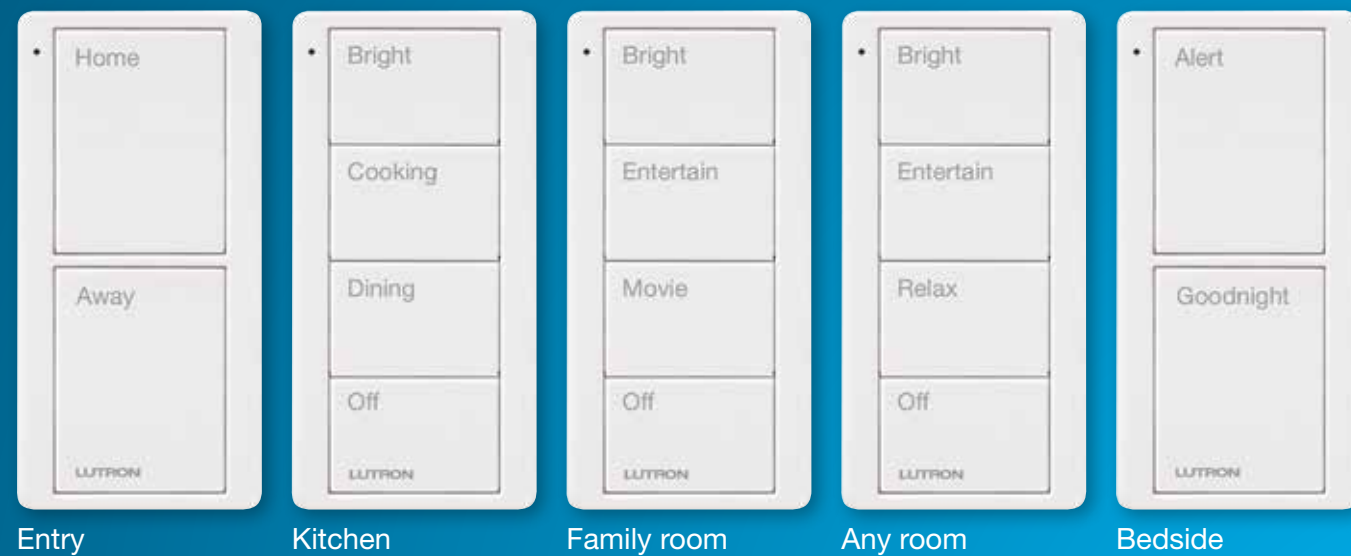
- 3-scene control — create three different scenes, as well as turn all lights off
- 2-group switch control — control two groups of lights independently from one another
- Dimming control — same functionality (full on/off and raise/lower) as a standard Pico remote control, but in a 4-button aesthetic

**Note:** light/shade and shade-only 4-button remotes also available

Visit [lutron.com/pico](https://lutron.com/pico) for information on model numbers and engraving options

# Pico Scene Keypads

# Wireless Sensor



Turn lights on and off automatically



### NEW! Dusk Mode Feature

- Adjust the time periods when the sensor is active (sunset to sunrise, or a fixed time)
- Adjust the time out periods and sensitivity settings
- Select the lights/fans to be controlled by the sensor

## Pico scene keypad

- Provides access to scene control with the touch of a button
- Keypad automatically programs when added to room in app
- Each button is individually configurable for multiple lights and shades, as well as for audio
- Pre-engraved buttons for typical scenes/activities
- 2- or 4-button options available

## Wireless sensor

- Mount on a wall, corner, or a horizontal surface
- 180° field of view
- Ideal for hallways, closets, bathrooms, etc.
- Occupancy and vacancy versions are available
- Battery powered — features a 10-year battery life
- Can control one or many Caséta dimmers and switches

# Smart Hub (formerly Smart Bridge)

# Repeater

## Get started in 3 simple steps

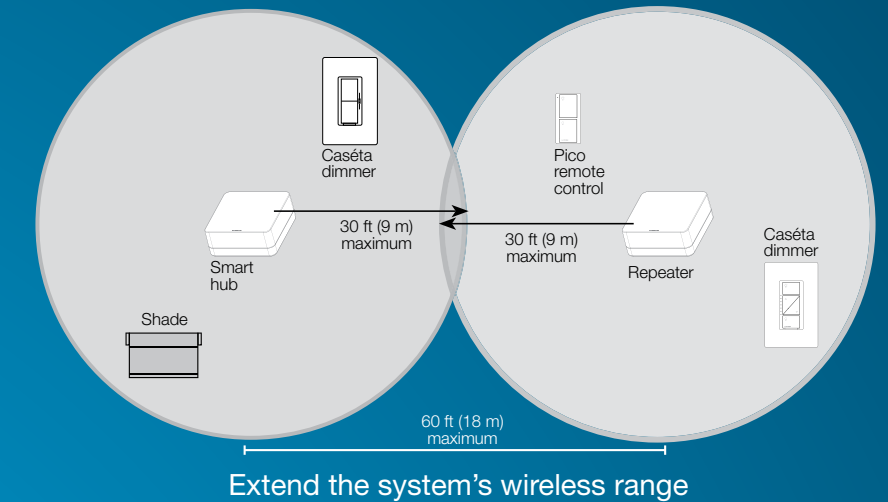
- 1 Connect the Ethernet cable and power cord to the smart hub



- 2 Download the FREE Lutron App



- 3 Launch the app and walk through setup



## Smart Hub

- Enables control of lights, shades, and temperature using the Lutron App
- Compatible with Caséta dimmers and switches, Serena shades, Honeywell Wi-Fi thermostats, Sonos speakers, and the major voice assistants (Amazon Alexa, Google Assistant, and Siri)
- Easy to install; just plugs into a Wi-Fi router
- Uses Clear Connect wireless technology – no customer callbacks

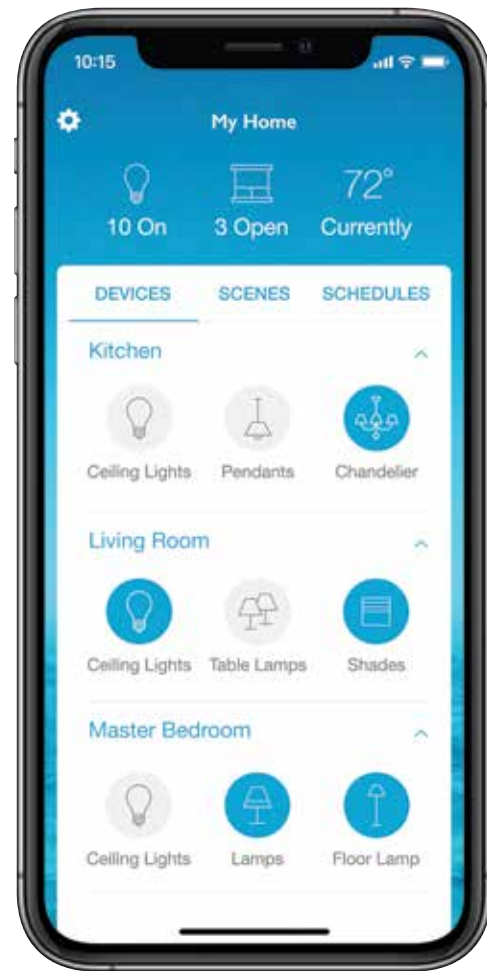
## Smart Hub PRO

- Also compatible with Lutron Triathlon battery-powered shades and select styles of Sivoia QS Wireless shades
- Adds integration with third-party A/V remote controls and security systems

## Repeater

- Extend the system range up to 60 ft
- Repeater must be within 60ft of the smart hub
- Only one repeater per smart hub (needs to be within range of the hub)
- Plug it in anywhere, does not require an Ethernet connection





## Lutron App

- Control individual lights, shades, thermostats, and speakers — even when away from home
- Intuitive interface makes adding and scheduling scenes to adjust lights and shades easy
- Set up the system in contractor mode — bypass the homeowner registration process and quickly configure the system
- Homeowners can:
  - receive notifications on their smart device if they've left lights on when they leave home
  - use the geofencing feature to automatically turn lights on as they arrive home/turn them off as they leave
  - create a lived-in look with the “Smart Away” feature, which allows them to pick several lights that will randomly turn on/off in the evening when they're away

Caséta expands beyond lighting control. It works with other connected home solutions, such as shades, thermostats, ceiling fans, and even other manufacturers' apps.

## Shading solutions

Eliminate glare, create privacy, and help keep a room cool, all with one touch.



Roller



Standard and Architectural  
Honeycomb



Wood Blind

## Lutron automated shades

- Battery-powered; batteries last 3–5 years
- Wireless, easy to install
- Cordless design
- Available in roller, insulating honeycomb, and wood blind styles
- Additional styles compatible with the smart hub PRO (Triathlon shades and select styles of Sivoia QS Wireless shades)



# Thermostats and Ceiling Fans

• The Lutron App is also compatible with the following:

## Wireless thermostats

Control heating and cooling from anywhere using the Lutron App and a wide range of compatible thermostats.



(available from Lutron)

### Lutron-Honeywell wireless thermostat

- Remotely control a home's temperature from the Lutron App
- 7-day programmable schedule
- Large touchscreen display with backlight
- Precise comfort control of temperature and humidity

The Lutron App is also compatible with the following:



## HomeKit-enabled ceiling fans

Conveniently adjust ceiling fans from the Lutron App or by using Siri. Turn them on and off, and change speeds. And if the fan has a light attached to it, homeowners can even adjust that, too — right from their phone.



### Hunter Symphony and Signal ceiling fans

- 54" ceiling fans with either plastic (Symphony) or wooden (Signal and Apache) blades
- Both fans include an integrated light kit
- Whisperwind motor delivers quiet, ultra-powerful air movement
- For additional product information visit [hunterfan.com](http://hunterfan.com)



## Additional smart home technology




### Amazon Alexa

Create just the right light using Alexa voice control. Ask Alexa to turn lights on, off, or dim them to a favorite level.



### Apple HomeKit

The smart hub contains Apple HomeKit technology, so the homeowner can use Siri to control the lights and shades.



### The Google Assistant

Get the lights with just a voice command. Smart lighting control is now available through any Google Assistant-enabled device.



### IFTTT (If This Then That)

Create IFTTT recipes: a sequence of conditions that when triggered (If This) cause the Caséta system to turn on the lights or open the shades (Then That).



### Logitech Harmony

Dim lights, lower shades, and start a movie with one button press on Logitech Harmony hub-based remote controls or from the Harmony app.



### Ring

The Lutron smart hub gives Ring doorbells and cameras a way to connect seamlessly with Caséta smart lighting. Set entryway lights to turn on any time someone rings the doorbell.



### Samsung SmartThings

Control lights and shades from the Samsung SmartThings app, and create new routines to tie in other smart devices like locks, sensors, cameras, and more.



### Sonos

Control the Sonos Home Sound System from a Pico remote control for audio or from scenes in the Lutron App. The homeowner can also control their lights using their voice via the Sonos One with Amazon Alexa & Google Assistant.



### XFINITY Home

Control the lights from anywhere using the XFINITY Home app.

## Pro-level integration\*

### Security

Automatically turn off lights and close shades when arming the security system before leaving for the day. Turn lights on and open shades when disarming the system when arriving home or in the event of an alarm.



### AV

Combine all connected home solutions into one app.



\* Smart hub PRO required for pro-level integration

Product	Name	Model Number	Specifications/Descriptions	Voltage	List Price
<b>Smart Dimmers and Switches</b>					
	Diva Smart Dimmer	DVRF-6L-XX <sup>1</sup>	Single pole/ 3-way/ multi-location <sup>3</sup> 150W dimmable LED 600W HAL/INC	120V~ No neutral	\$88.00
	Original Smart Dimmer	PD-6WCL-XX <sup>2</sup>	Single pole/ 3-way/ multi-location <sup>4</sup> 150W dimmable LED 600W HAL/INC	120V~ No neutral	\$75.50
	Original Smart Dimmer <b>PRO</b>	PD-10NXD-XX <sup>2</sup>	Single pole/ 3-way/ multi-location <sup>5</sup> 250W dimmable LED 1000W HAL/INC 1000VA MLV	120V~ Neutral optional	\$120.00
	Original Smart Dimmer <b>ELV+</b>	PD-5NE-XX <sup>2</sup>	Single pole/ 3-way/ multi-location <sup>4</sup> 500W ELV/HAL/INC 400W MLV 250W dimmable LED	120V~ Neutral required	\$157.00
	Smart Fan Speed Control	PD-FSQN-XX <sup>2</sup>	Single pole/ 3-way/ multi-location <sup>4</sup> 1.5A single ceiling fan	120V~ Neutral required	\$86.00
	Claro Smart Neutral Switch <b>5A</b>	DVRF-5NS-XX <sup>1</sup>	Single pole/ 3-way/ multi-location <sup>3</sup> 600W HAL/INC/ELV 600VA MLV 5A LED/CFL 3A general purpose fan	120V~ Neutral required	\$88.00
	Original Neutral Switch <b>6A</b>	PD-6ANS-XX <sup>2</sup>	Single pole/ 3-way/ multi-location <sup>5</sup> 720W HAL/INC/ELV <sup>6</sup> 720VA MLV 6A LED/CFL <sup>6</sup> 3.6A general purpose fan	120V~ Neutral required	\$85.00
	Original Neutral Switch <b>5A</b>	PD-5ANS-XX <sup>2</sup>	Single pole/ 3-way/ multi-location <sup>5</sup> 600W HAL/INC/ELV 600VA MLV 5A LED/CFL 3A general purpose fan	120V~ Neutral required	\$81.00
	Original Switch <b>PRO</b>	PD-5WS-DV-XX <sup>2</sup>	Single pole/ 3-way/ multi-location <sup>5</sup> 600W HAL/INC/ELV <sup>6</sup> 600VA MLV 5A LED/CFL <sup>6</sup> 3A general purpose fan	120/277V~ No neutral	\$110.00

1. XX denotes Gloss color suffix: WH White, IV Ivory, LA Light Almond, GR Gray, BL Black, BR Brown

2. XX denotes Gloss color suffix: WH White, IV Ivory, LA Light Almond, BL Black

3. Use existing toggle switches for 3-way applications or replace existing additional switches with wireless Pico remotes or wired Claro smart accessory switches in 3-way or multi-location applications.





4. Replace existing additional switches with wireless Pico remotes in 3-way or multi-location applications.

5. Use existing toggle switches for 3-way applications or replace existing additional switches with wireless Pico remotes in 3-way or multi-location applications.

6. Switching ELV, LED, CFL requires minimum load cap LUT-MLC (included).






**Note:** Pricing accurate as of 09/12/2022. For up to date pricing, contact your Lutron sales representative.

# Ordering Information

Product	Name	Model Number	Specifications/Descriptions	Voltage	List Price
<b>Smart Plug-in Controls</b>					
	Lamp Dimmer	PD-3PCL-WH	Use with one or two lamps 100W dimmable LED 300W HAL/INC	120V~ Plugs into a standard receptacle	\$64.00
	Outdoor Plug	PD-15OUT-BL	Switches 15A lighting load ½HP motor load 1200VA (8A) lighting transformer/ magnetic ballast loads	120V~ Plugs into a GFCI protected outlet	\$100.00
<b>Pico Scene Keypad</b>					
	2-Button Pico Scene Keypad	PJ2-2B-GXX-P01 <sup>1</sup>	2-button pre-engraved keypad with Home and Away scenes	3V=== 10mA <sup>2</sup>	\$62.00
		PJ2-2B-GXX-P02 <sup>1</sup>	2-button pre-engraved keypad with Alert and Goodnight scenes	3V=== 10mA <sup>2</sup>	\$62.00
	4-Button Pico Scene Keypad	PJ2-4B-GXX-P01 <sup>1</sup>	4-button pre-engraved keypad with Bright, Entertain, Movie, and Off scenes	3V=== 10mA <sup>2</sup>	\$62.00
		PJ2-4B-GXX-P02 <sup>1</sup>	4-button pre-engraved keypad with Bright, Cooking, Dining and Off scenes	3V=== 10mA <sup>2</sup>	\$62.00
		PJ2-4B-GXX-P03 <sup>1</sup>	4-button pre-engraved keypad with Bright, Entertain, Relax, and Off scenes	3V=== 10mA <sup>2</sup>	\$62.00

1. XX denotes Gloss color suffix: WH White, IV Ivory, LA Light Almond, BL Black
2. Uses single CR 2032 battery (included).






**Note:** Pricing accurate as of 09/12/2022. For up to date pricing, contact your Lutron sales representative.

Product	Name	Model Number	Specifications/Descriptions	Voltage	List Price
<b>Pico Remote Controls</b>					
	Pico Remote Control	PJ2-3BRL-WH-L01R (White)	3-button with raise/lower and light icon engraving	3V=== 10mA <sup>2</sup>	\$27.00
		PJ2-3BRL-LA-L01R (Light Almond)	Additional Pico styles available. Please visit <a href="http://lutron.com/pico">lutron.com/pico</a> to view the full selection.		
	2-Button Pico Remote Control	PJ2-2B-GWH-L01 (White)	2-button with light icon engraving	3V=== 10mA <sup>2</sup>	\$27.00
		PJ2-2B-GBL-L01 (Black)	2-button with light icon engraving	3V=== 10mA <sup>2</sup>	\$62.00
	4-Button Pico Remote Control <b>PRO</b>	PJ2-4B-XX-L01P <sup>1</sup>	Dimming control 4-button with raise/lower and light icon engraving	3V=== 10mA <sup>2</sup>	\$27.00
		PJ2-4B-XX-L21P <sup>1</sup>	2-group switch control 4-button with dual group light icon engraving	3V=== 10mA <sup>2</sup>	\$45.00
		PJ2-4B-XX-L31P <sup>1</sup>	3-scene control 4-button with light icon scene engraving	3V=== 10mA <sup>2</sup>	\$45.00
	Pico Fan Speed Remote Control	PJ2-3BRL-GXX-F01 <sup>1</sup>	3-button with raise/lower and fan icon engraving	3V=== 10mA <sup>2</sup>	\$45.00
	Pico Remote Control for Audio	PJ2-3BRL-GWH-A02 (White)	3-button with raise/lower and audio icon engraving	3V=== 10mA <sup>2</sup>	\$49.00
		PJ2-3BRL-GBL-A02 (Black)			

1. XX denotes Gloss color suffix: WH White, IV Ivory, LA Light Almond, BL Black
2. Uses single CR 2032 battery (included).




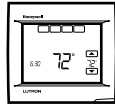
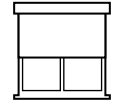
**Note:** Pricing accurate as of 09/12/2022. For up to date pricing, contact your Lutron sales representative.

# Ordering Information

Product	Name	Model Number	Specifications/Descriptions	Voltage	List Price
<b>Pico Accessories</b>					
	Wallplate Bracket	PICO-WBX-ADAPT	Wallplate bracket allows for easy installation of a Pico remote/keypad over an existing wallbox or directly on any wall surface		\$9.50
	Car Visor Clip	PICO-CAR-CLIP	Provides an easy way to attach a Pico remote/keypad to your car's sun visor		\$10.50
	Tabletop Pedestals	L-PED1-WH (White)	Single pedestal		\$16.20
		L-PED1-BL (Black)	Single pedestal		\$25.00
		L-PED2-WH (White)	Double pedestal		\$30.00
		L-PED2-BL (Black)	Double pedestal		\$40.00
		L-PED3-WH (White)	Triple pedestal		\$100.00
		L-PED3-BL (Black)	Triple pedestal		\$100.00
<b>Wireless Sensors</b>					
	Wireless Sensor	PD-OSENS-WH	Wireless occupancy/vacancy sensor with wall- and corner- mount brackets	3V $\equiv$ 14mA <sup>1</sup>	\$68.00
		PD-VSENS-WH	Wireless vacancy only sensor with wall- and corner- mount brackets	3V $\equiv$ 14mA <sup>1</sup>	\$68.00

1. Uses single CR 123 battery (included).

**Note:** Pricing accurate as of 09/12/2022. For up to date pricing, contact your Lutron sales representative.

Product	Name	Model Number	Specifications/Descriptions	Voltage	List Price
<b>Smart Hub and Smart Hub PRO</b>					
	Smart Hub with HomeKit Technology	L-BDG2-WH	Smart Hub allows control via the Lutron App and integration with leading smart home brands	120V $\sim$ 5V $\equiv$ 300mA (power supply included)	\$110.00
	Smart Hub <b>PRO</b> with HomeKit Technology	L-BDGPRO2-WH	Smart Hub PRO allows third-party pro level integration, control via the Lutron App and integration with leading smart home brands	120V $\sim$ 5V $\equiv$ 300mA (power supply included)	\$150.00
<b>Repeater</b>					
	Repeater	PD-REP-WH	Extends wireless range up to 60'	5V $\equiv$ 100mA (power supply included)	\$100.00
<b>Thermostat</b>					
	Lutron-Honeywell Wireless Thermostat	L-HWL2-WIFI	Up to 3 heat / 2 cool heat pump or up to 2 heat / 2 cool conventional Requires common wire connection	24V $\sim$	\$405.00
<b>Automated Shades</b>					
	Please visit <a href="http://lutron.com/triathlon">lutron.com/triathlon</a>				

**Note:** Pricing accurate as of 09/12/2022. For up to date pricing, contact your Lutron sales representative.



The Lutron logo, Lutron, the Caséta logo, Caséta, Claro, Clear Connect, Diva, Pico, Serena, Sivoia QS, and Triathlon are trademarks or registered trademarks of Lutron Electronics Co., Inc., in the U.S. and other countries.

All other product names, logos, and brands are property of their respective owners.

**CasetaWireless.com**

Lutron Electronics Co., Inc., 7200 Suter Road, Coopersburg, PA 18036-1299

**Customer Assistance**

Online: [lutron.com/help](https://lutron.com/help) | Email: [support@lutron.com](mailto:support@lutron.com) | Phone: 1.844.LUTRON1 (588.7661) — includes 24/7 technical support

© 09/2022 Lutron Electronics Co., Inc. | P/N 367-2499 REV T

