



Cast Device Boxes

Description:

Plasti-Bond device boxes and covers are available in several configurations and may be used in coated conduit systems to accommodate wiring devices, to serve as pull boxes for conductors, or to allow for splices and taps in conductors. Covers are available separately. Electrical continuity of the conduit system is maintained across assembled joints.

Features:

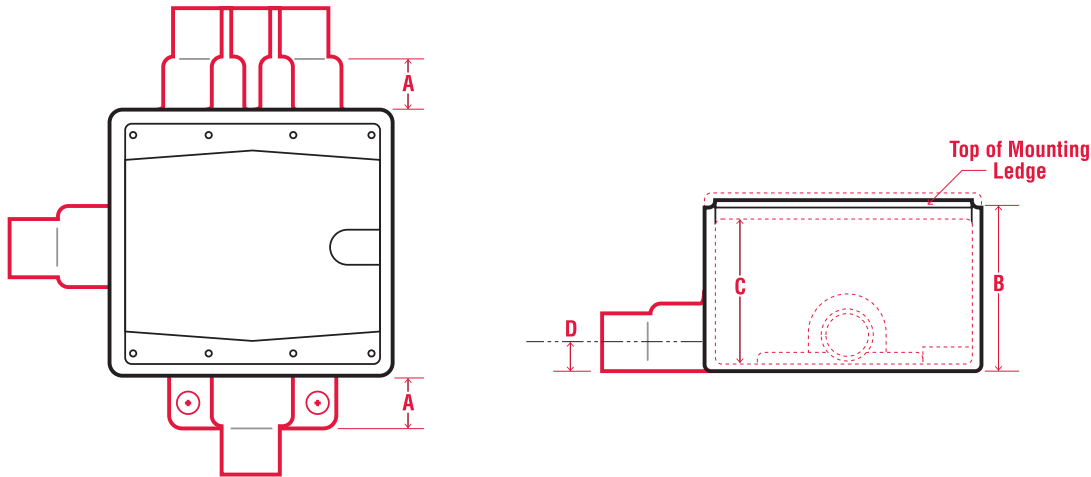
- 40 mil gray PVC exterior coating
- 2 mil red urethane interior coating
- 3 trade sizes from 1/2" through 1"
- Available in Standard (FS) and Deep (FD) Styles
- Internal grounding screw is standard
- Sealing sleeves on all conduit openings

Standards:

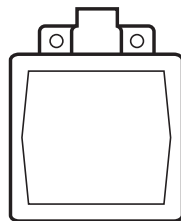
Steel and Aluminum

- UL 514A, 514D (E231035)
- CSA C22.2 No. 18, CSA C22.2 No. 42



Two Gang FS/FD Series – Technical Data



All configurations offered in both 'FS' or 'FD' box depths. FS prefix: Shallow configuration, FD prefix: Deep configuration



FS/FD
(Two Gang)



FS SERIES (SHALLOW BOX) – TWO GANG DEAD END

PIPE SIZE	FERROUS CATALOG #	NOMINAL WEIGHT	A	B	C	D	ALUMINUM CATALOG #
1/2"	PRFS12	3.3	0.88	1.92	1.69	0.67	PRFS12SA*
3/4"	PRFS22	3.4	0.88	1.92	1.69	0.79	PRFS22SA*
1"	PRFS32	3.6	1.00	1.92	1.69	0.92	-

FD SERIES (DEEP BOX) – TWO GANG

PIPE SIZE	FERROUS CATALOG #	NOMINAL WEIGHT	A	B	C	D	ALUMINUM CATALOG #
1/2"	PRFD12	3.3	0.88	2.69	2.50	0.67	-
3/4"	PRFD22	3.3	0.88	2.69	2.50	0.79	PRFD22SA*
1"	PRFD32	3.6	1.00	2.69	2.50	0.92	-

FSC SERIES (SHALLOW BOX) – TWO GANG THROUGH FEED

PIPE SIZE	FERROUS CATALOG #	NOMINAL WEIGHT	A	B	C	D	ALUMINUM CATALOG #
1/2"	PRFSC12	3.3	0.88	1.92	1.69	0.67	-
3/4"	PRFSC22	3.6	0.88	1.92	1.69	0.79	-
1"	PRFSC32	4.0	1.00	1.92	1.69	0.92	-

FSD SERIES

PIPE SIZE	CATALOG #	NOMINAL WEIGHT	A	B	C	D	2 BOTTOM HUBS
3/4"	PRFSD212	2.5	0.88	2.69	1.69	.79	1/2"

* Available in copper free aluminum



Cast Device Boxes

Description:

Plasti-Bond device boxes and covers are available in several configurations and may be used in coated conduit systems to accommodate wiring devices, to serve as pull boxes for conductors, or to allow for splices and taps in conductors. Covers are available separately. Electrical continuity of the conduit system is maintained across assembled joints.

Features:

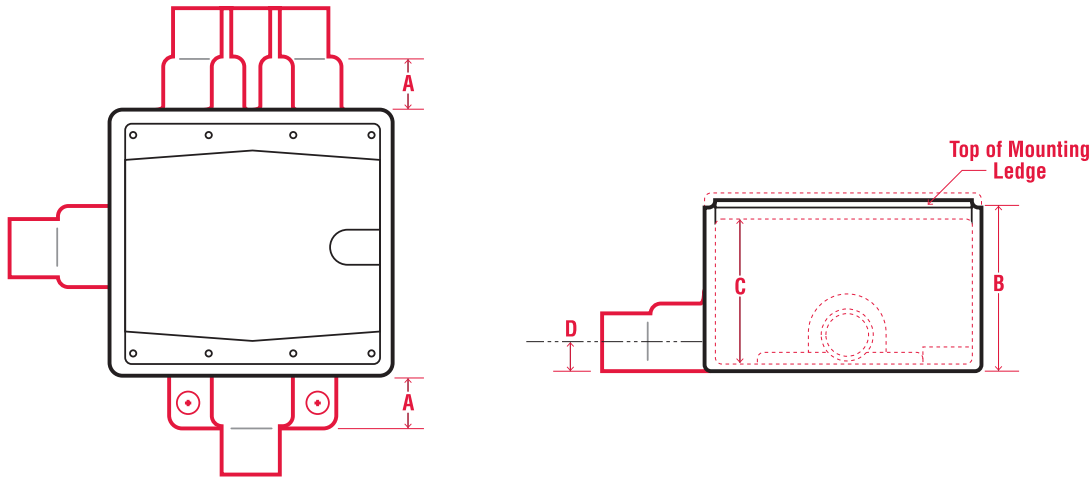
- 40 mil gray PVC exterior coating
- 2 mil red urethane interior coating
- 3 trade sizes from 1/2" through 1"
- Available in Standard (FS) and Deep (FD) Styles
- Internal grounding screw is standard
- Sealing sleeves on all conduit openings

Standards:

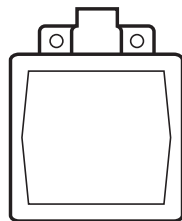
Steel and Aluminum

- UL 514A, 514D (E231035)
- CSA C22.2 No. 18, CSA C22.2 No. 42



Two Gang FS/FD Series – Technical Data



All configurations offered in both 'FS' or 'FD' box depths. FS prefix: Shallow configuration, FD prefix: Deep configuration



FS/FD
(Two Gang)



FS SERIES (SHALLOW BOX) – TWO GANG DEAD END

PIPE SIZE	FERROUS CATALOG #	NOMINAL WEIGHT	A	B	C	D	ALUMINUM CATALOG #
1/2"	PRFS12	3.3	0.88	1.92	1.69	0.67	PRFS12SA*
3/4"	PRFS22	3.4	0.88	1.92	1.69	0.79	PRFS22SA*
1"	PRFS32	3.6	1.00	1.92	1.69	0.92	-

FD SERIES (DEEP BOX) – TWO GANG

PIPE SIZE	FERROUS CATALOG #	NOMINAL WEIGHT	A	B	C	D	ALUMINUM CATALOG #
1/2"	PRFD12	3.3	0.88	2.69	2.50	0.67	-
3/4"	PRFD22	3.3	0.88	2.69	2.50	0.79	PRFD22SA*
1"	PRFD32	3.6	1.00	2.69	2.50	0.92	-

FSC SERIES (SHALLOW BOX) – TWO GANG THROUGH FEED

PIPE SIZE	FERROUS CATALOG #	NOMINAL WEIGHT	A	B	C	D	ALUMINUM CATALOG #
1/2"	PRFSC12	3.3	0.88	1.92	1.69	0.67	-
3/4"	PRFSC22	3.6	0.88	1.92	1.69	0.79	-
1"	PRFSC32	4.0	1.00	1.92	1.69	0.92	-

FSD SERIES

PIPE SIZE	CATALOG #	NOMINAL WEIGHT	A	B	C	D	2 BOTTOM HUBS
3/4"	PRFSD212	2.5	0.88	2.69	1.69	.79	1/2"

* Available in copper free aluminum