



Conduit Bodies and Covers for General Service Locations

Description:

Plasti-Bond REDH₂OT conduit bodies with covers are offered in Form 8 and Form 7 styles, each with numerous configurations to provide a complete coated conduit system. May be used to make 90° bends, for pull outlets, to provide for taps or splices, to act as a mounting outlet for wiring devices or lighting fixtures, etc. Form 8 style fittings 1/2" – 2" have an integral V-Seal gasket for superior corrosion protection. Electrical continuity of the conduit system is maintained across assembled joints.

Features:

- 40 mil gray PVC exterior coating
- 2 mil red urethane interior coating
- 10 trade sizes from 1/2" through 4"
- Sealing sleeves on all conduit openings
- Form 7 style cover uses retained stainless screw and wedge clip design
- Form 8 style cover uses plastic encapsulated stainless steel screws with retainers built into covers for trade sizes 1/2" through 2"
- Integral V-Seal gasket on Form 8 style, sizes 1/2" through 2"

Standards:

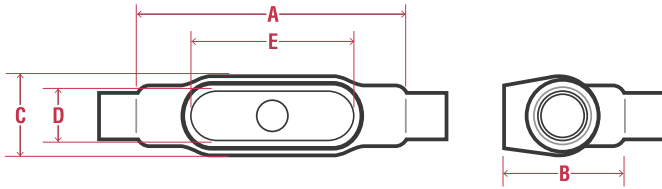
Steel and Aluminum

- UL 514A, 514D (E231035)
- CSA C22.2 No. 18, CSA C22.2 No. 42

Note: Form 7 fittings are not available with encapsulated screws.

All cover screws are stainless steel.

Conduit Bodies and Covers



TB FORM 8

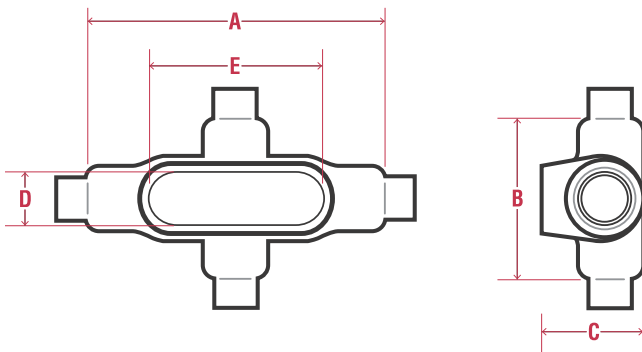
PIPE SIZE	FERROUS CATALOG #	NOMINAL WEIGHT	A	B	C	D	E
1/2"	PRHTB18	2.0	5.69	2.53	1.46	1.00	3.31
3/4"	PRHTB28	2.3	6.28	2.75	1.64	1.19	3.94
1"	PRHTB38	3.1	7.31	3.13	1.83	1.38	4.56
1-1/4"	PRHTB448	5.2	8.50	3.34	2.27	1.75	5.31
1-1/2"	PRHTB58	7.0	10.38	4.03	2.83	2.13	6.50
2"	PRHTB68	11.0	12.25	4.81	3.83	3.00	8.56

TB FORM 7

PIPE SIZE	FERROUS CATALOG #	NOMINAL WEIGHT	A	B	C	D	E	ALUMINUM CATALOG #
1/2"	PRTB17	1.6	5.63	2.63	1.64	0.94	3.19	PRTB17SA
3/4"	PRTB27	2.1	6.25	2.88	1.83	1.13	3.81	PRTB27SA
1"	PRTB37	2.7	7.25	3.25	2.08	1.38	4.50	PRTB37SA
1-1/4"	PRTB47	3.7	7.44	3.31	2.27	1.75	5.00	PRTB47SA
1-1/2"	PRTB57	4.7	8.19	5.00	2.52	1.94	5.44	PRTB57SA
2"	PRTB67	7.0	9.19	6.13	3.08	2.44	6.38	PRTB67SA

TB MARK 9

PIPE SIZE	NOMINAL WEIGHT	A	B	C	D	E	ALUMINUM CATALOG #
1/2"	2.0	5.00	2.13	1.46	1.19	3.31	PRTB19
3/4"	2.3	5.69	2.41	1.64	1.38	3.94	PRTB29
1"	3.1	6.59	2.84	1.83	1.50	4.56	PRTB39
1-1/4"	5.2	7.50	3.47	2.27	1.94	5.31	PRTB49
1-1/2"	7.0	8.34	3.88	2.58	2.16	5.88	PRTB59
2"	11.0	10.63	4.59	3.30	2.81	8.09	PRTB69



X FORM 8

PIPE SIZE	FERROUS CATALOG #	NOMINAL WEIGHT	A	B	C	D	E
1/2"	PRHX18	2.0	5.69	2.91	1.79	1.00	3.31
3/4"	PRHX28	2.6	6.28	3.06	2.04	1.19	3.94
1"	PRHX38	3.1	7.31	3.50	2.29	1.38	4.56
1-1/4"	PRHX448	5.2	8.50	4.13	2.67	1.75	5.31
1-1/2"	PRHX58	7.5	10.38	5.25	2.51	2.13	6.50
2"	PRHX68	11.7	12.25	6.25	3.60	3.00	8.56

X FORM 7

PIPE SIZE	FERROUS CATALOG #	NOMINAL WEIGHT	A	B	C	D	E	ALUMINUM CATALOG #
1/2"	PRX17	1.7	5.63	3.31	1.79	0.94	3.19	PRX17SA
3/4"	PRX27	2.4	6.25	3.50	2.04	1.13	3.81	PRX27SA
1"	PRX37	2.7	7.25	4.00	2.29	1.38	4.50	PRX37SA
1-1/4"	PRX47	3.6	7.44	4.13	2.35	1.75	5.00	PRX47SA
1-1/2"	PRX57	5.0	8.19	4.63	2.60	1.94	5.44	PRX57SA
2"	PRX67	7.5	9.19	5.19	3.17	2.44	6.38	PRX67SA

X MARK 9

PIPE SIZE	NOMINAL WEIGHT	A	B	C	D	E	ALUMINUM CATALOG #
1/2"	2.0	5.69	2.91	1.79	1.00	3.31	PRX19
3/4"	2.6	6.28	3.06	2.04	1.19	3.94	PRX29
1"	3.1	7.31	3.50	2.29	1.38	4.56	PRX39



Conduit Bodies and Covers for General Service Locations

Description:

Plasti-Bond REDH₂OT conduit bodies with covers are offered in Form 8 and Form 7 styles, each with numerous configurations to provide a complete coated conduit system. May be used to make 90° bends, for pull outlets, to provide for taps or splices, to act as a mounting outlet for wiring devices or lighting fixtures, etc. Form 8 style fittings 1/2" – 2" have an integral V-Seal gasket for superior corrosion protection. Electrical continuity of the conduit system is maintained across assembled joints.

Features:

- 40 mil gray PVC exterior coating
- 2 mil red urethane interior coating
- 10 trade sizes from 1/2" through 4"
- Sealing sleeves on all conduit openings
- Form 7 style cover uses retained stainless screw and wedge clip design
- Form 8 style cover uses plastic encapsulated stainless steel screws with retainers built into covers for trade sizes 1/2" through 2"
- Integral V-Seal gasket on Form 8 style, sizes 1/2" through 2"

Standards:

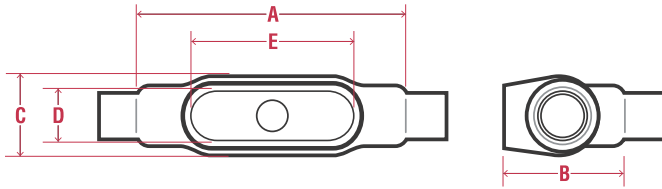
Steel and Aluminum

- UL 514A, 514D (E231035)
- CSA C22.2 No. 18, CSA C22.2 No. 42

Note: Form 7 fittings are not available with encapsulated screws.

All cover screws are stainless steel.

Conduit Bodies and Covers



TB FORM 8

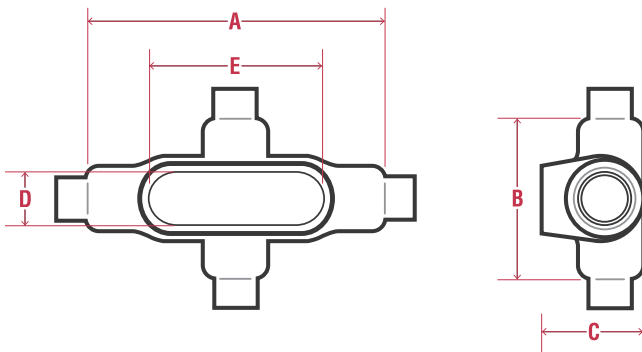
PIPE SIZE	FERROUS CATALOG #	NOMINAL WEIGHT	A	B	C	D	E
1/2"	PRHTB18	2.0	5.69	2.53	1.46	1.00	3.31
3/4"	PRHTB28	2.3	6.28	2.75	1.64	1.19	3.94
1"	PRHTB38	3.1	7.31	3.13	1.83	1.38	4.56
1-1/4"	PRHTB448	5.2	8.50	3.34	2.27	1.75	5.31
1-1/2"	PRHTB58	7.0	10.38	4.03	2.83	2.13	6.50
2"	PRHTB68	11.0	12.25	4.81	3.83	3.00	8.56

TB FORM 7

PIPE SIZE	FERROUS CATALOG #	NOMINAL WEIGHT	A	B	C	D	E	ALUMINUM CATALOG #
1/2"	PRTB17	1.6	5.63	2.63	1.64	0.94	3.19	PRTB17SA
3/4"	PRTB27	2.1	6.25	2.88	1.83	1.13	3.81	PRTB27SA
1"	PRTB37	2.7	7.25	3.25	2.08	1.38	4.50	PRTB37SA
1-1/4"	PRTB47	3.7	7.44	3.31	2.27	1.75	5.00	PRTB47SA
1-1/2"	PRTB57	4.7	8.19	5.00	2.52	1.94	5.44	PRTB57SA
2"	PRTB67	7.0	9.19	6.13	3.08	2.44	6.38	PRTB67SA

TB MARK 9

PIPE SIZE	NOMINAL WEIGHT	A	B	C	D	E	ALUMINUM CATALOG #
1/2"	2.0	5.00	2.13	1.46	1.19	3.31	PRTB19
3/4"	2.3	5.69	2.41	1.64	1.38	3.94	PRTB29
1"	3.1	6.59	2.84	1.83	1.50	4.56	PRTB39
1-1/4"	5.2	7.50	3.47	2.27	1.94	5.31	PRTB49
1-1/2"	7.0	8.34	3.88	2.58	2.16	5.88	PRTB59
2"	11.0	10.63	4.59	3.30	2.81	8.09	PRTB69



X FORM 8

PIPE SIZE	FERROUS CATALOG #	NOMINAL WEIGHT	A	B	C	D	E
1/2"	PRHX18	2.0	5.69	2.91	1.79	1.00	3.31
3/4"	PRHX28	2.6	6.28	3.06	2.04	1.19	3.94
1"	PRHX38	3.1	7.31	3.50	2.29	1.38	4.56
1-1/4"	PRHX448	5.2	8.50	4.13	2.67	1.75	5.31
1-1/2"	PRHX58	7.5	10.38	5.25	2.51	2.13	6.50
2"	PRHX68	11.7	12.25	6.25	3.60	3.00	8.56

X FORM 7

PIPE SIZE	FERROUS CATALOG #	NOMINAL WEIGHT	A	B	C	D	E	ALUMINUM CATALOG #
1/2"	PRX17	1.7	5.63	3.31	1.79	0.94	3.19	PRX17SA
3/4"	PRX27	2.4	6.25	3.50	2.04	1.13	3.81	PRX27SA
1"	PRX37	2.7	7.25	4.00	2.29	1.38	4.50	PRX37SA
1-1/4"	PRX47	3.6	7.44	4.13	2.35	1.75	5.00	PRX47SA
1-1/2"	PRX57	5.0	8.19	4.63	2.60	1.94	5.44	PRX57SA
2"	PRX67	7.5	9.19	5.19	3.17	2.44	6.38	PRX67SA

X MARK 9

PIPE SIZE	NOMINAL WEIGHT	A	B	C	D	E	ALUMINUM CATALOG #
1/2"	2.0	5.69	2.91	1.79	1.00	3.31	PRX19
3/4"	2.6	6.28	3.06	2.04	1.19	3.94	PRX29
1"	3.1	7.31	3.50	2.29	1.38	4.56	PRX39



Contact us:
customerservice@plastibond.com



Visit www.plastibond.com
For more information