



Catalog Number	
Notes	Type

## FEATURES AND SPECIFICATIONS

### INTENDED USE

Specification grade emergency ballast to operate one or two lamps (4' or shorter) or one 8' lamp. Factory or field installed inside or outside (field only) fluorescent fixture to operate lamp(s) at a reduced light output, providing optimum glare-free illumination for a minimum of 90 minutes upon interruption of normal power.

### CONSTRUCTION

- Black, 20-gauge steel, permanently-sealed housing. Housing provides extra room for wire routing in ballast channel.
- Dual-voltage input capability (120V or 277V)
- Polarized quick-connect pilot light/test switch assembly simplifies installation
- Patent pending integrated test switch pilot light that requires only one-hole drilling.
- U.S. Patent No. 6,522,147; 5,814,971; 6,577,136

### PERFORMANCE

Operates one or two 2' – 4' fluorescent T8 – T12 lamps, one 2' – 4' fluorescent HO, VH0, long compact (biax) or one 6' – 8' fluorescent (T8 – T12) for 90 minutes. Compatible with electronic, rapid start, instant start, slimline, preheat or trigger start ballast in standard or energy-saving configurations. Unit wires two ways: on night light circuit (permanently energized) or on switchable circuit (unswitched circuit to battery pack and switched circuit to fixture ballast). Unit will strike normally off lamp.

### BATTERY

Sealed, maintenance-free, high-temperature nickel-cadmium battery. Ensures long life over a wide range of temperatures. 24-hour battery recharge after 90-minute discharge. External battery connectors allows emergency ballast to be disabled for maintenance and installation. Pilot light and test switch provide visual and manual means of monitoring system operation.

### ELECTRONIC

Constant-current series resistor-type charger. Capacitive input circuit provides high efficiency and reliable operation. High-efficiency push-pull inverter is the most effective method of converting DC power to AC power. It provides maximum light output, battery life and reliability.

### INSTALLATION

Mounts concealed within fixture wireway for clean appearance and protection against vandalism; or mounts on outside of fixture housing if internal space is limited. Two 1/2" holes in fixture channel permit mounting of test switch/pilot light behind fixture lens. External mounting requires two accessory kits ELA PSMK or factory option MK. Kit adds 6" maximum to overall length. Unique size (13-5/16" L x 2-3/8" W x 1-5/8" H) fits a variety of fluorescent troffers, industrials, commercials and strips.

### LISTING

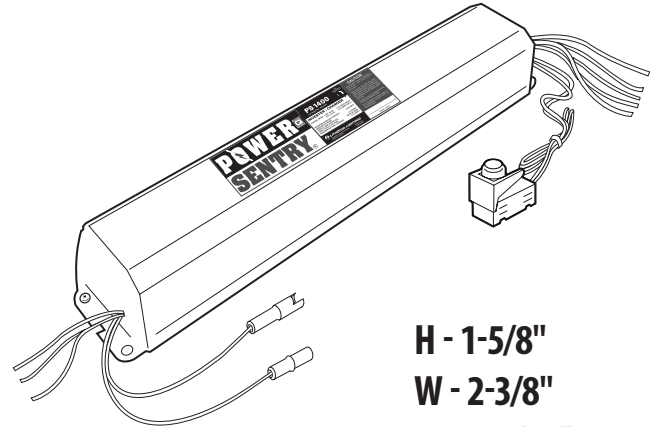
UL listed. Damp location listed. Meets UL 924, NFPA 101 (current Life Safety Code), NEC and OSHA illumination standards. UL approved for installation in sealed and gasketed fixtures. UL approved for installation in wet and damp location listed fixtures, 0-50°C (32-122°F). (Note: DW option does not make the emergency ballast suitable for mounting outside the fixture in a wet location application.)

### WARRANTY

Five-year warranty.

## Fluorescent Battery Backup

# PS1400DW



**H - 1-5/8"**  
**W - 2-3/8"**  
**L - 13-5/16"**

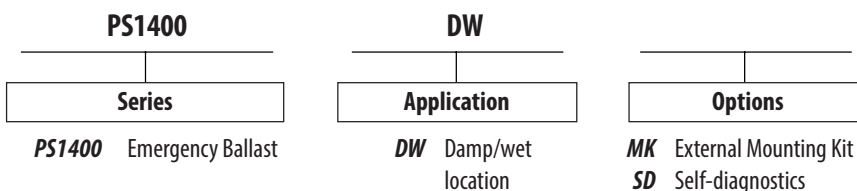
### Accessories\*

Order as separate item.

- ELA TSPLP Remote or replacement test switch pilot light; mounts up to 25' away from fixture
- ELA TSPLPSD Remote or replacement test switch pilot light for self-diagnostics; mounts up to 25' away from fixture
- ELA PSMK External mounting kit; two required
- ELA PSMKSD External mounting kit for self-diagnostics module
- ELA PSRME Remote mounting enclosure
- PSSD Field-installable self-diagnostics module
- ELA PPSRSB Field-installable interface for enhanced compatibility with lamp EOL protection ballast<sup>1</sup>

## ORDERING LOGIC

For shortest lead times, configure product using standard options (shown in *italics*).



### NOTES

1. ELA PPSRSB accessory not required with self-diagnostics module.



# PS1400DW Fluorescent Battery Backup

## SPECIFICATIONS

### BATTERY

Sealed Nickel-Cadmium

Voltage	Shelf Life <sup>1</sup>	Expected Life <sup>1</sup>	Maintenance	Ambient Temp <sup>2</sup>
9.4	3 years	10 years	none <sup>3</sup>	32–100°F

#### Notes:

1. - At 77°F.

2. - Optimum ambient temperature range where unit will provide capacity for 90 minutes.

Higher and lower temperatures affect life and capacity. Consult factory for detailed information.

Damp location models are UL listed 0-50°C (32-122°F).

3. - Periodic system status test recommended.

## ELECTRICAL

### ELECTRICAL

Volts	Maximum AC Input	
	Amps	Watts
120	.27	3.3
277	.25	3.2

### LAMP COMPATIBILITY

Type	Descriptions	Length	Wattage
Linear	T5/T5HO	24"-48"	14-54
	T8/T12	24"-48"	16-40
	T8/T12	60"-96"	40-75
	T12 HO/VHO	24"-96"	35/215
CFL (4-pin)	Twin-Tube	N/A	9-55
	Quad-Tube	N/A	13-26
	Triple-Tube	N/A	18-32
	Triple-Tube	N/A	42
Other	T9	Circuline	20-40
	2D	2D	28-38

### INITIAL LUMEN OUTPUT TABLE

Type	Description	1 Lamp (lm)	2 Lamps (lm)
T5/T5HO	FP14/T5	800	NC
	FP245T5/HO	700	NC
	FP28T5	1450	NC
	FP54T5/HO (49W)	1100	NC
	FP54T5/HO (54W)	900	NC
T8	F17T8	850	950
	F32T8	1450	1450
	FB31T8	1400	1400
CFL	CF40	950	NC
	FT40DL28W	1050	NC

NC = Not compatible

Initial lumen output measured at 25°C ambient temperature.

## RECOMMENDED SPACING

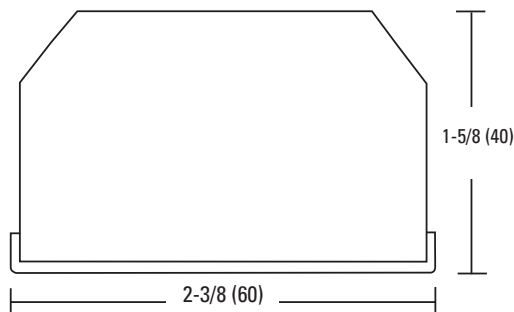
One Footcandle Average Fixture-to-Fixture Spacing Guidelines PS1400 QD

### INITIAL LUMEN OUTPUT TABLE

	Application	T8 Lensed Troffer	T8 Parabolic	T8 Direct/ Indirect
2x4	Open Office	47'	45'	47'
	Corrdior	57'	53'	59'
2x2	Open Office	47'	38'	47'
	Corrdior	54'	49'	53'

## MOUNTING

All dimensions are inches (millimeters)



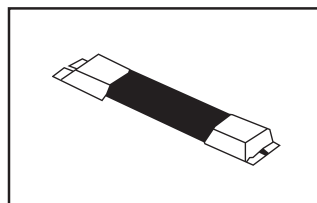
Cross section end view

Length: 13-5/16 (338mm)

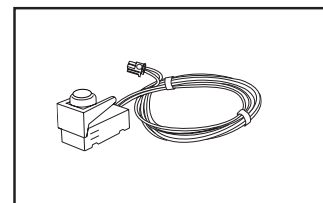
Shipping weight: 4 lbs. (2.3 kgs.)

(MVOLT model: 3.4 lbs (1.54kgs.))

## KEY FEATURES

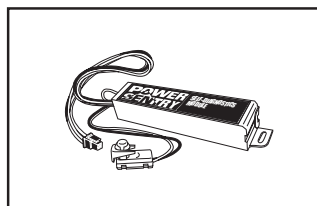


External fixture mounting  
ELA PSMK or factory option MK (two required)



Polarized quick-connect integrated  
test switch/pilot light assembly

## KEY OPTIONS



Self-diagnostics module (SD)

Specifications subject to change without notice. Actual performance may differ as a result of end-user environment or application.  
Full warranty terms located at [www.acuitybrands.com/CustomerResources/Terms\\_and\\_conditions.aspx](http://www.acuitybrands.com/CustomerResources/Terms_and_conditions.aspx)

Sheet#: PS1400DW