

APPROVED VENDORS	
VENDOR/ PART NO.	

SPECIFICATION SHEET

SIZE: 8-1/2 X 11

PRINT: BLACK (2) SIDES

USE ONLY APPROVED ARTWORK

C C S				SUPPLEMENTARY DRAWING	
				MATERIAL	
				TITLE	
				PART NUMBER	
				DO NOT SCALE DRAWING	
				BROAN-NUTONE LLC HARTFORD, WISCONSIN	
				MANUFACTURING TOLERANCE UNLESS OTHERWISE SPECIFIED: ALL DIMENSIONS .XX ± .015 DIMENSIONS IN BOX [.XXX] = ± .005 ANGULAR = ± 1.0°	
				BY: DLK 7-12-07 REVIEWED:	
				D A T E	
				REV.	
				CHANGE NO.	
				DATE	
				BY	
				REV.	
				ECN 008525	
				8-4-08	
				DLK	
				8-4-08	
				DLK	
				7-12-07	
				BY	
				DATE	
				BY	
				REV.	
				CHANGE NO.	
				DATE	
				BY	
				REV.	
				ECN 008525	
				8-4-08	
				DLK	
				8-4-08	
				DLK	
				7-12-07	
				BY	
				DATE	
				BY	
				REV.	
				CHANGE NO.	
				DATE	
				BY	
				REV.	
				ECN 008525	
				8-4-08	
				DLK	
				8-4-08	
				DLK	
				7-12-07	
				BY	
				DATE	
				BY	
				REV.	
				CHANGE NO.	
				DATE	
				BY	
				REV.	
				ECN 008525	
				8-4-08	
				DLK	
				8-4-08	
				DLK	
				7-12-07	
				BY	
				DATE	
				BY	
				REV.	
				CHANGE NO.	
				DATE	
				BY	
				REV.	
				ECN 008525	
				8-4-08	
				DLK	
				8-4-08	
				DLK	
				7-12-07	
				BY	
				DATE	
				BY	
				REV.	
				CHANGE NO.	
				DATE	
				BY	
				REV.	
				ECN 008525	
				8-4-08	
				DLK	
				8-4-08	
				DLK	
				7-12-07	
				BY	
				DATE	
				BY	
				REV.	
				CHANGE NO.	
				DATE	
				BY	
				REV.	
				ECN 008525	
				8-4-08	
				DLK	
				8-4-08	
				DLK	
				7-12-07	
				BY	
				DATE	
				BY	
				REV.	
				CHANGE NO.	
				DATE	
				BY	
				REV.	
				ECN 008525	
				8-4-08	
				DLK	
				8-4-08	
				DLK	
				7-12-07	
				BY	
				DATE	
				BY	
				REV.	
				CHANGE NO.	
				DATE	
				BY	
				REV.	
				ECN 008525	
				8-4-08	
				DLK	
				8-4-08	
				DLK	
				7-12-07	
				BY	
				DATE	
				BY	
				REV.	
				CHANGE NO.	
				DATE	
				BY	
				REV.	
				ECN 008525	
				8-4-08	
				DLK	
				8-4-08	
				DLK	
				7-12-07	
				BY	
				DATE	
				BY	
				REV.	
				CHANGE NO.	
				DATE	
				BY	
				REV.	
				ECN 008525	
				8-4-08	
				DLK	
				8-4-08	
				DLK	
				7-12-07	
				BY	
				DATE	
				BY	
				REV.	
				CHANGE NO.	
				DATE	
				BY	
				REV.	
				ECN 008525	
				8-4-08	
				DLK	
				8-4-08	
				DLK	
				7-12-07	
				BY	
				DATE	
				BY	
				REV.	
				CHANGE NO.	
				DATE	
				BY	
				REV.	
				ECN 008525	
				8-4-08	
				DLK	
				8-4-08	
				DLK	
				7-12-07	
				BY	
				DATE	
				BY	
				REV.	
				CHANGE NO.	
				DATE	
				BY	
				REV.	
				ECN 008525	
				8-4-08	
				DLK	
				8-4-08	
				DLK	
				7-12-07	
				BY	
				DATE	
				BY	
				REV.	
				CHANGE NO.	
				DATE	
				BY	
				REV.	
				ECN 008525	
				8-4-08	
				DLK	
				8-4-08	
				DLK	
				7-12-07	
				BY	
				DATE	
				BY	
				REV.	
				CHANGE NO.	
				DATE	
				BY	
				REV.	
				ECN 008525	
				8-4-08	
				DLK	
				8-4-08	
				DLK	
				7-12-07	
				BY	
				DATE	
				BY	
				REV.	
				CHANGE NO.	
				DATE	
				BY	
				REV.	
				ECN 008525	
				8-4-08	
				DLK	
				8-4-08	
				DLK	
				7-12-07	
				BY	
				DATE	
				BY	
				REV.	
				CHANGE NO.	
				DATE	
				BY	
				REV.	
				ECN 008525	
				8-4-08	
				DLK	
				8-4-08	
				DLK	
				7-12-07	
				BY	
				DATE	
				BY	
				REV.	
				CHANGE NO.	
				DATE	
				BY	
				REV.	
				ECN 008525	
				8-4-08	
				DLK	
				8-4-08	
				DLK	
				7-12-07	
				BY	
				DATE	
				BY	
				REV.	
				CHANGE NO.	
				DATE	
				BY	
				REV.	
				ECN 008525	
				8-4-08	
				DLK	
				8-4-08	
				DLK	
				7-12-07	
				BY	
				DATE	
				BY	
				REV.	
				CHANGE NO.	
				DATE	
				BY	
				REV.	
				ECN 008525	
				8-4-08	
				DLK	
				8-4-08	
				DLK	
				7-12-07	
				BY	
				DATE	
				BY	
				REV.	
				CHANGE NO.	
				DATE	
				BY	
				REV.	
				ECN 008525	
				8-4-08	
				DLK	
				8-4-08	
				DLK	
				7-12-07	
				BY	
				DATE	
				BY	
				REV.	
				CHANGE NO.	
				DATE	
				BY	
				REV.	
				ECN 008525	
				8-4-08	
				DLK	
				8-4-08	
				DLK	
				7-12-07	
				BY	
				DATE	
				BY	
				REV.	
				CHANGE NO.	
				DATE	
				BY	
				REV.	
				ECN 008525	
				8-4-08	
				DLK	
				8-4-08	
				DLK	
				7-12-07	

DESCRIPTION

BLOWER:

- Plug-in, permanently lubricated motor - engineered for continuous operation
- Dynamically balanced centrifugal blower wheel for quiet, efficient performance
- Maintains a high percentage of rated CFM in less than ideal installations
- Low RPM for quiet operation
- Resilient anti-vibration motor mounts (QTXEN150 only)

HOUSING:

- Rugged, 26 gauge, galvanized steel construction
- 6" round ducting for superior performance
- Polymeric duct connector with tapered sleeve and no metallic clatter
- 7-5/8" height allows for 2" x 8" (nominal) joist installations
- Sturdy, easy, four-point mounting directly to joist
- Includes unique spacer (patent pending) for mounting to engineered "I" joists
- Includes hanger bars to position housing anywhere between 16" to 24"-on-center joists
- Two sets of mounting holes for hanger bars allow flush installation with bottom or top of drywall
- Can be mounted in ceilings up to 12/12 pitch

GRILLE:

- Polymeric construction
- Innovative design - the result of extensive research with designers and consumers

CONTROLS (Purchase separately):

- Refer to NuTone's catalog for a complete line of accessories to effectively adapt these fans to your construction requirements.

U.L. Listed for use over bathtubs and showers when connected to a GFCI protected branch circuit (ceiling mount only).

3-Year Warranty

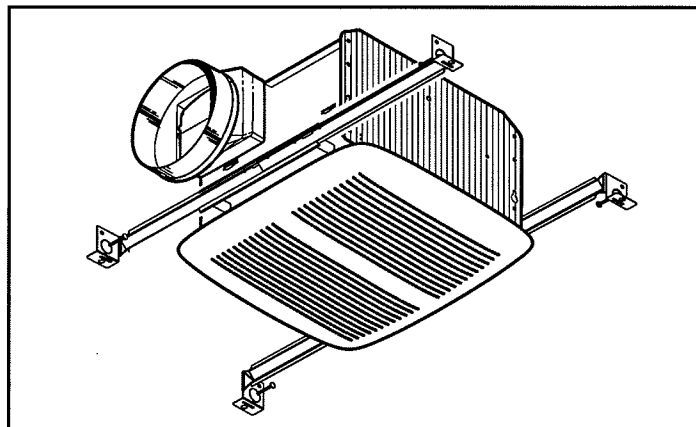


INSTALLATION

Complete installation instructions are included with each Fan.

QTXEN Series Fans

**MODELS QTXEN050,
QTXEN080, QTXEN110, QTXEN150**



ARCHITECT'S SPECIFICATION

- Ceiling Ventilator shall be NuTone Model QTXEN050 (QTXEN080) (QTXEN110) (QTXEN150).
- Ceiling Ventilator shall have corrosion resistant galvanized steel housing with four-point mounting capability. It shall be ducted to a roof or wall cap using 6" round ductwork.
- Blower assembly shall be removable, have a centrifugal-type blower wheel and a permanently lubricated motor designed for continuous operation.
- Non-metallic damper/duct connector shall be included.
- Air delivery shall be no less than 50 (80) (110) (150) CFM and sound level no greater than <0.3 (0.3) (0.7) (1.4) Sones. All air and sound ratings shall be certified by HVI.
- Ceiling ventilator shall be Energy Star® qualified and have an energy efficient permanent split capacitor motor.
- Ceiling Ventilator shall be U.L. Listed for use over bathtubs and showers when connected to a GFCI protected branch circuit.

Broan-NuTone LLC Hartford, Wisconsin www.nutone.com 888-336-3948

REFERENCE	QTY.	REMARKS	Project
			Location
			Architect
			Engineer
			Contractor
			Submitted by Date

PERFORMANCE RATINGS QTXEN SERIES FANS

HVI PERFORMANCE

Model	Static Pressure (Ps)	CFM	Sones	Fan Watts
QTXEN050	0.10	50	< 0.3	19.7
	0.25	39		
QTXEN080	0.10	80	0.3	23.3
	0.25	55		
QTXEN110	0.10	110	0.7	33.5
	0.25	90		
QTXEN150	0.10	150	1.4	51.3
	0.25	137		



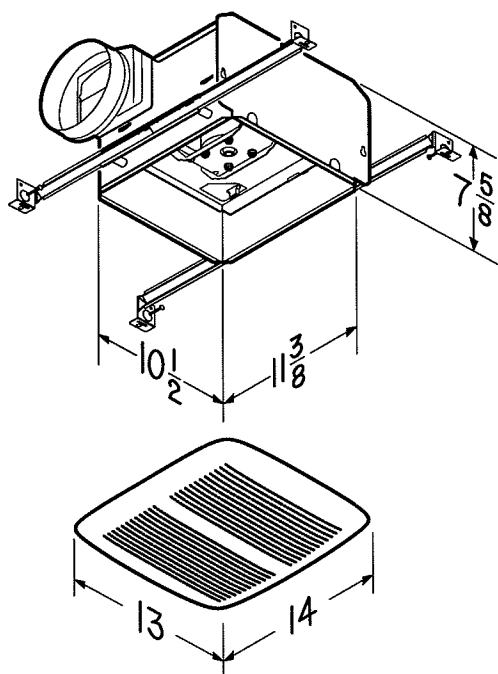
HVI-2100 CERTIFIED RATINGS comply with new testing technologies and procedures prescribed by the Home Ventilating Institute, for off-the-shelf products, as they are available to consumers. Product performance is rated at 0.1 in. static pressure, based on tests conducted in a state-of-the-art test laboratory. Sones are a measure of humanly-perceived loudness, based on laboratory measurements.

AMPS

Model	Amps
QTXEN050	0.2
QTXEN080	0.2
QTXEN110	0.3
QTXEN150	0.5

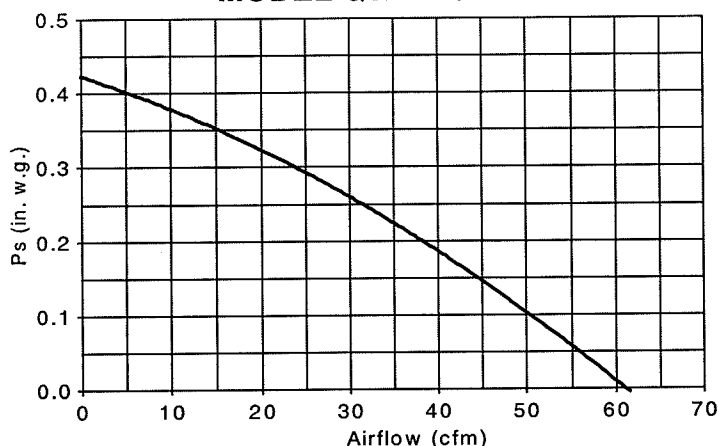
WEIGHT

Model	Shipping Weight
QTXEN050	12.4 lbs.
QTXEN080	12.4 lbs.
QTXEN110	13.0 lbs.
QTXEN150	13.6 lbs.

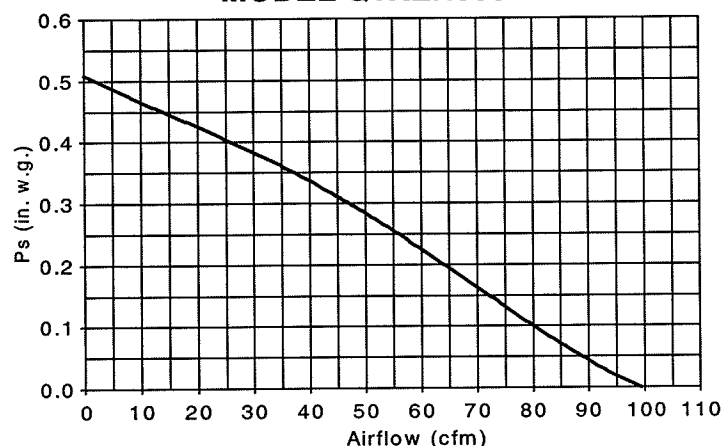


AIR FLOW PERFORMANCE

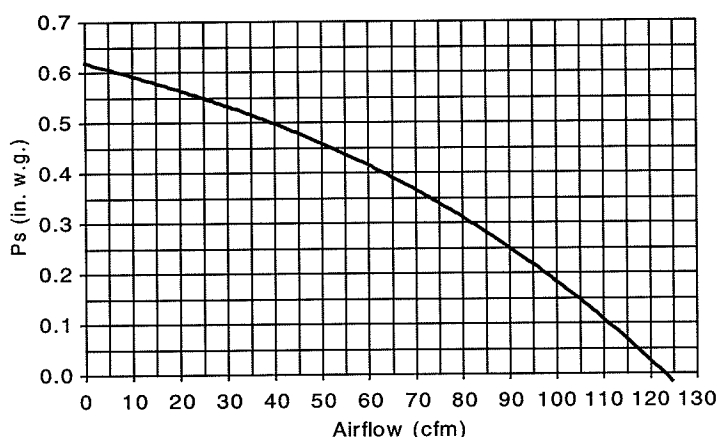
MODEL QTXEN050



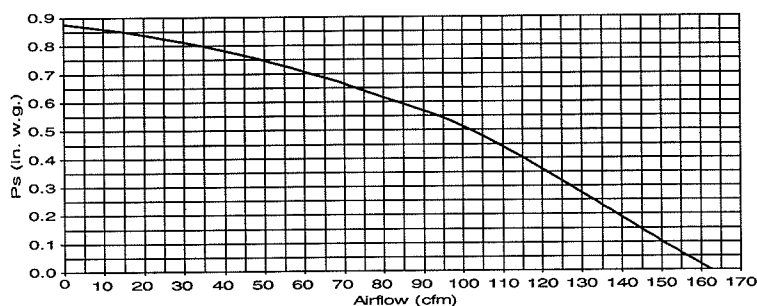
MODEL QTXEN080



MODEL QTXEN110



MODEL QTXEN150



NuTone

Broan-NuTone LLC Hartford, Wisconsin www.nutone.com 888-336-3948

APPROVED VENDORS	
VENDOR/ PART NO.	

SPECIFICATION SHEET

SIZE: 8-1/2 X 11

PRINT: BLACK (2) SIDES

USE ONLY APPROVED ARTWORK

C C S				SUPPLEMENTARY DRAWING	
				MATERIAL	
		REFERENCE SPECIFICATION SHEET NUTONE QTXEN FAN		TITLE	
		BY: DLK		PART NUMBER	
		7-12-07		99044086B	
		D A T E			
		REVIEWED:			
		MANUFACTURING TOLERANCE UNLESS OTHERWISE SPECIFIED: ALL DIMENSIONS .XX ± .015 DIMENSIONS IN BOX [.XXX] = ± .005 ANGULAR = ± 1.0°		DO NOT SCALE DRAWING	
		B			
		ECN 008525			
		8-4-08			
		DLK			
		7-12-07			
		ECN 007882			
		A			
		BY		REV.	
		DATE		CHANGE NO.	
		DLK			
		7-12-07			
		BY		REV.	
		DATE		CHANGE NO.	
		DLK			
		7-12-07			
		ECN 007882			
		A			
		BY		REV.	
		DATE		CHANGE NO.	
		DLK			
		7-12-07			
		ECN 007882			
		A			
		BY		REV.	
		DATE		CHANGE NO.	
		DLK			
		7-12-07			
		ECN 007882			
		A			
		BY		REV.	
		DATE		CHANGE NO.	
		DLK			
		7-12-07			
		ECN 007882			
		A			
		BY		REV.	
		DATE		CHANGE NO.	
		DLK			
		7-12-07			
		ECN 007882			
		A			
		BY		REV.	
		DATE		CHANGE NO.	
		DLK			
		7-12-07			
		ECN 007882			
		A			
		BY		REV.	
		DATE		CHANGE NO.	
		DLK			
		7-12-07			
		ECN 007882			
		A			
		BY		REV.	
		DATE		CHANGE NO.	
		DLK			
		7-12-07			
		ECN 007882			
		A			
		BY		REV.	
		DATE		CHANGE NO.	
		DLK			
		7-12-07			
		ECN 007882			
		A			
		BY		REV.	
		DATE		CHANGE NO.	
		DLK			
		7-12-07			
		ECN 007882			
		A			
		BY		REV.	
		DATE		CHANGE NO.	
		DLK			
		7-12-07			
		ECN 007882			
		A			
		BY		REV.	
		DATE		CHANGE NO.	
		DLK			
		7-12-07			
		ECN 007882			
		A			
		BY		REV.	
		DATE		CHANGE NO.	
		DLK			
		7-12-07			
		ECN 007882			
		A			
		BY		REV.	
		DATE		CHANGE NO.	
		DLK			
		7-12-07			
		ECN 007882			
		A			
		BY		REV.	
		DATE		CHANGE NO.	
		DLK			
		7-12-07			
		ECN 007882			
		A			
		BY		REV.	
		DATE		CHANGE NO.	
		DLK			
		7-12-07			
		ECN 007882			
		A			
		BY		REV.	
		DATE		CHANGE NO.	
		DLK			
		7-12-07			
		ECN 007882			
		A			
		BY		REV.	
		DATE		CHANGE NO.	
		DLK			
		7-12-07			
		ECN 007882			
		A			
		BY		REV.	
		DATE		CHANGE NO.	
		DLK			
		7-12-07			
		ECN 007882			
		A			
		BY		REV.	
		DATE		CHANGE NO.	
		DLK			
		7-12-07			
		ECN 007882			
		A			
		BY		REV.	
		DATE		CHANGE NO.	
		DLK			
		7-12-07			
		ECN 007882			
		A			
		BY		REV.	
		DATE		CHANGE NO.	
		DLK			
		7-12-07			
		ECN 007882			
		A			
		BY		REV.	
		DATE		CHANGE NO.	
		DLK			
		7-12-07			
		ECN 007882			
		A			
		BY		REV.	
		DATE		CHANGE NO.	
		DLK			
		7-12-07			
		ECN 007882			
		A			
		BY		REV.	
		DATE		CHANGE NO.	
		DLK			
		7-12-07			
		ECN 007882			
		A			
		BY		REV.	
		DATE		CHANGE NO.	
		DLK			
		7-12-07			
		ECN 007882			
		A			
		BY		REV.	
		DATE		CHANGE NO.	
		DLK			
		7-12-07			
		ECN 007882			
		A			
		BY		REV.	
		DATE		CHANGE NO.	
		DLK			
		7-12-07			
		ECN 007882			
		A			
		BY		REV.	
		DATE		CHANGE NO.	
		DLK			
		7-12-07			
		ECN 007882			
		A			
		BY		REV.	
		DATE		CHANGE NO.	
		DLK			
		7-12-07			
		ECN 007882			
		A			
		BY		REV.	
		DATE		CHANGE NO.	
		DLK			
		7-12-07			
		ECN 007882			
		A			
		BY		REV.	
		DATE		CHANGE NO.	
		DLK			
		7-12-07			
		ECN 007882			
		A			
		BY		REV.	
		DATE		CHANGE NO.	
		DLK			
		7-12-07			
		ECN 007882			
		A			
		BY		REV.	
		DATE		CHANGE NO.	
		DLK			
		7-12-07			
		ECN 007882			
		A			
		BY		REV.	
		DATE		CHANGE NO.	
		DLK			
		7-12-07			
		ECN 007882			
		A			
		BY		REV.	
		DATE		CHANGE NO.	
		DLK			
		7-12-07			
		ECN 007882			
		A			
		BY		REV.	
		DATE		CHANGE NO.	
		DLK			
		7-12-07			
		ECN 007882			
		A			
		BY		REV.	
		DATE		CHANGE NO.	
		DLK			
		7-12-07			
		ECN 007882			
		A			
		BY		REV.	
		DATE		CHANGE NO.	
		DLK			
		7-12-07			
		ECN 007882			
		A			
		BY		REV.	
		DATE		CHANGE NO.	
		DLK			
		7-12-07			
		ECN 007882			
		A			
		BY		REV.	
		DATE		CHANGE NO.	
		DLK			
		7-12-07			
		ECN 007882			
		A			
		BY		REV.	
		DATE		CHANGE NO.	
		DLK			
		7-12-07			
		ECN 007882			
		A			
		BY		REV.	
		DATE		CHANGE NO.	
		DLK			
		7-12-07			
		ECN 007882			
		A			
		BY		REV.	
		DATE		CHANGE NO.	
		DLK			
		7-12-07			
		ECN 007882			
		A			
		BY		REV.	
		DATE		CHANGE NO.	
		DLK			
		7-12-07			
		ECN 007882			
		A			
		BY		REV.	
		DATE		CHANGE NO.	
		DLK			
		7-12-07			
		ECN 007882			
		A			
		BY		REV.	
		DATE		CHANGE NO.	
		DLK			
		7-12-07			
		ECN 007882			
		A			
		BY		REV.	
		DATE		CHANGE NO.	
		DLK			
		7-12-07			
		ECN 007882			
		A			
		BY		REV.	
		DATE		CHANGE NO.	
		DLK			
		7-12-07			
		ECN 007882			
		A			
		BY		REV.	
		DATE		CHANGE NO.	
		DLK			
		7-12-07			
		ECN 007882			
		A			
		BY		REV.	
		DATE		CHANGE NO.	
		DLK			
		7-12-07			
		ECN 007882			
		A			
		BY		REV.	
		DATE		CHANGE NO.	
		DLK			
		7-12-07			
		ECN 007882			
		A			
		BY		REV.	

DESCRIPTION

BLOWER:

- Plug-in, permanently lubricated motor - engineered for continuous operation
- Dynamically balanced centrifugal blower wheel for quiet, efficient performance
- Maintains a high percentage of rated CFM in less than ideal installations
- Low RPM for quiet operation
- Resilient anti-vibration motor mounts (QTXEN150 only)

HOUSING:

- Rugged, 26 gauge, galvanized steel construction
- 6" round ducting for superior performance
- Polymeric duct connector with tapered sleeve and no metallic clatter
- 7-5/8" height allows for 2" x 8" (nominal) joist installations
- Sturdy, easy, four-point mounting directly to joist
- Includes unique spacer (patent pending) for mounting to engineered "I" joists
- Includes hanger bars to position housing anywhere between 16" to 24"-on-center joists
- Two sets of mounting holes for hanger bars allow flush installation with bottom or top of drywall
- Can be mounted in ceilings up to 12/12 pitch

GRILLE:

- Polymeric construction
- Innovative design - the result of extensive research with designers and consumers

CONTROLS (Purchase separately):

- Refer to NuTone's catalog for a complete line of accessories to effectively adapt these fans to your construction requirements.

U.L. Listed for use over bathtubs and showers when connected to a GFCI protected branch circuit (ceiling mount only).

3-Year Warranty

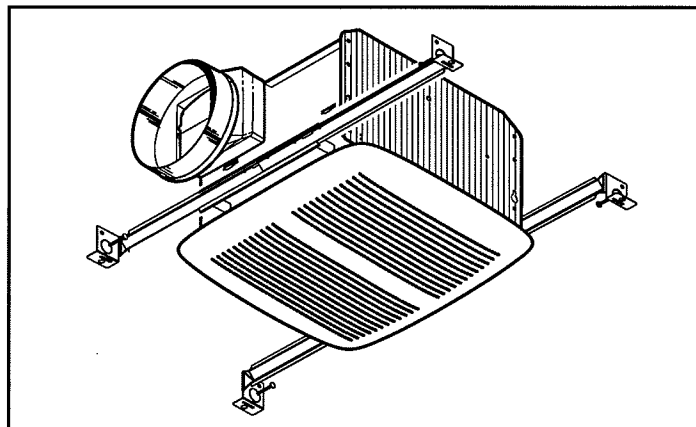


INSTALLATION

Complete installation instructions are included with each Fan.

QTXEN Series Fans

**MODELS QTXEN050,
QTXEN080, QTXEN110, QTXEN150**



ARCHITECT'S SPECIFICATION

- Ceiling Ventilator shall be NuTone Model QTXEN050 (QTXEN080) (QTXEN110) (QTXEN150).
- Ceiling Ventilator shall have corrosion resistant galvanized steel housing with four-point mounting capability. It shall be ducted to a roof or wall cap using 6" round ductwork.
- Blower assembly shall be removable, have a centrifugal-type blower wheel and a permanently lubricated motor designed for continuous operation.
- Non-metallic damper/duct connector shall be included.
- Air delivery shall be no less than 50 (80) (110) (150) CFM and sound level no greater than <0.3 (0.3) (0.7) (1.4) Sones. All air and sound ratings shall be certified by HVI.
- Ceiling ventilator shall be Energy Star® qualified and have an energy efficient permanent split capacitor motor.
- Ceiling Ventilator shall be U.L. Listed for use over bathtubs and showers when connected to a GFCI protected branch circuit.

Broan-NuTone LLC Hartford, Wisconsin www.nutone.com 888-336-3948

REFERENCE	QTY.	REMARKS	Project
			Location
			Architect
			Engineer
			Contractor
			Submitted by Date

PERFORMANCE RATINGS QTXEN SERIES FANS

HVI PERFORMANCE

Model	Static Pressure (Ps)	CFM	Sones	Fan Watts
QTXEN050	0.10	50	< 0.3	19.7
	0.25	39		
QTXEN080	0.10	80	0.3	23.3
	0.25	55		
QTXEN110	0.10	110	0.7	33.5
	0.25	90		
QTXEN150	0.10	150	1.4	51.3
	0.25	137		



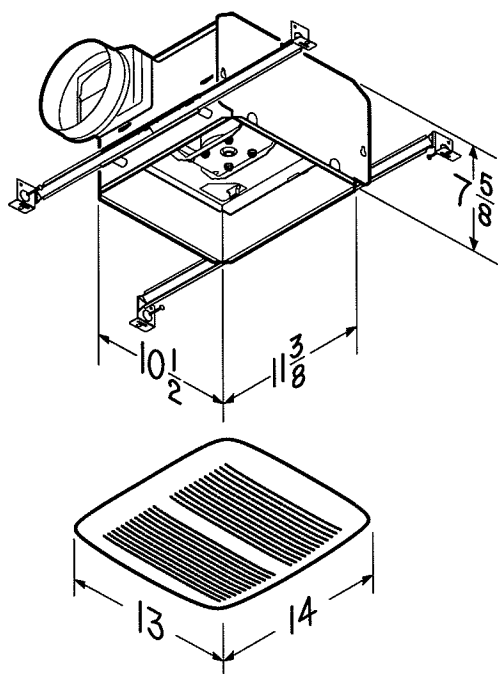
HVI-2100 CERTIFIED RATINGS comply with new testing technologies and procedures prescribed by the Home Ventilating Institute, for off-the-shelf products, as they are available to consumers. Product performance is rated at 0.1 in. static pressure, based on tests conducted in a state-of-the-art test laboratory. Sones are a measure of humanly-perceived loudness, based on laboratory measurements.

AMPS

Model	Amps
QTXEN050	0.2
QTXEN080	0.2
QTXEN110	0.3
QTXEN150	0.5

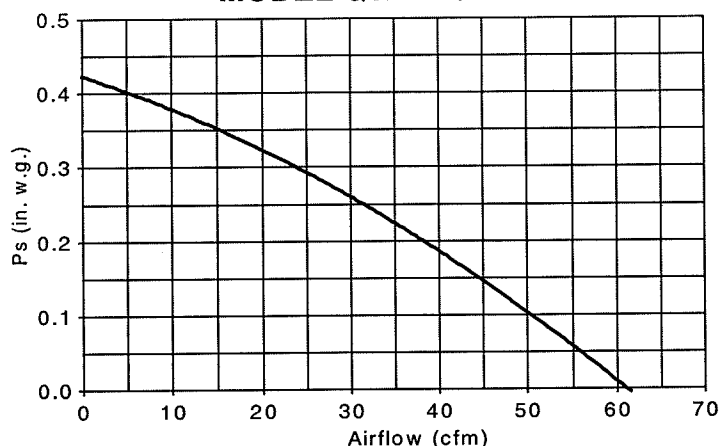
WEIGHT

Model	Shipping Weight
QTXEN050	12.4 lbs.
QTXEN080	12.4 lbs.
QTXEN110	13.0 lbs.
QTXEN150	13.6 lbs.

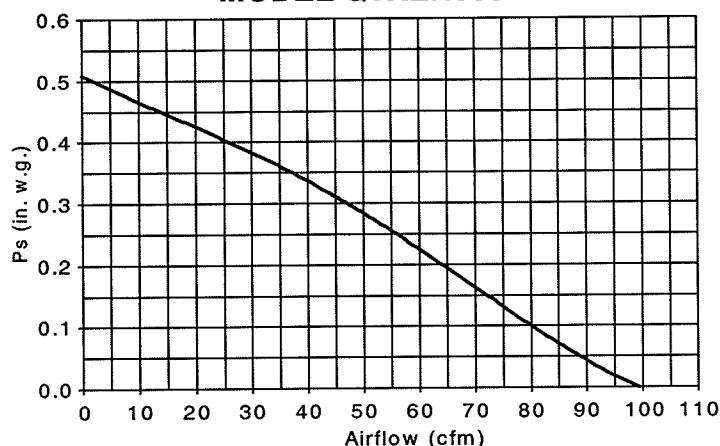


AIR FLOW PERFORMANCE

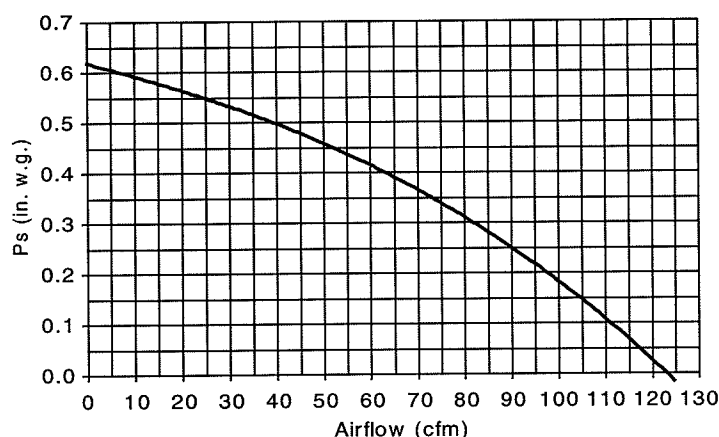
MODEL QTXEN050



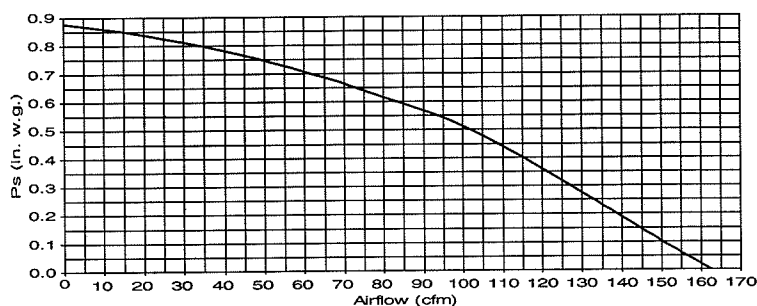
MODEL QTXEN080



MODEL QTXEN110



MODEL QTXEN150



NuTone

Broan-NuTone LLC Hartford, Wisconsin www.nutone.com 888-336-3948