

Disconnects and Male Tabs

Disconnects

- Internal barrel serrations and long barrel provide for maximum tensile strength
- Complete line of installing tools, engineered to match tool with terminal
- Funnel-entry insulators enable easier inserting of wire into barrel
- Color coded for easy installation

250 Series — Female Disconnects

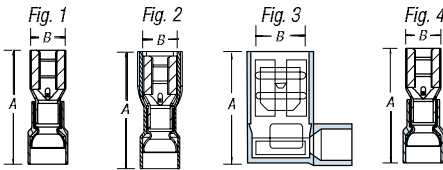
- Female disconnect terminals and matching male tabs accommodate a range of #22–#10 AWG, and are available in non-insulated, partially insulated and fully insulated styles, in both nylon and vinyl
- Unique construction of the female disconnect offers long-term dependability
- Brazed-seam serrated barrel provides maximum tensile strength

187 Series — Female Disconnects

- Quick, reliable method of connection to terminal blocks and boards without the use of tools
- Female disconnect terminals and matching male tabs accommodate a range of #22–#10 AWG, and are available in non-insulated, partially insulated and fully insulated styles, in both nylon and vinyl
- Unique construction of the female disconnect offers long-term dependability



250 Series — Female Disconnects



CAT. NO.	PKG. QTY.	WIRE RANGE	MAX. INS.	TAB SIZE	FIG.	REC. TOOL	DIMENSIONS	
							A	B
RA18-250F	100	22–18	.136	.250 x .032	1	ERG4001	.91	.29
RA250	1,000	22–18	.136	.250 x .032	1		.91	.29
RB14-250F	100	16–14	.162	.250 x .032	1		.91	.29
RB250	1,000	16–14	.162	.250 x .032	1		.91	.29
RC10-250F	50	12–10	.215	.250 x .032	1		1.04	.29
RC250	500	12–10	.215	.250 x .032	1		1.04	.29
18RA-250F	100	22–18	.150	.250 x .032	1		.96	.29
RA257	1,000	22–18	.150	.250 x .032	1		.96	.29
RA257-170	1,000	22–18	.170	.250 x .032	1		.96	.29
14RB-250F	100	16–14	.170	.250 x .032	1		.96	.29
RB257	1,000	16–14	.170	.250 x .032	1		.96	.29
RB257-200	1,000	16–14	.200	.250 x .032	1		.96	.29
10RC-250F	50	12–10	.250	.250 x .032	1		1.03	.29
RC257	500	12–10	.250	.250 x .032	1		1.03	.29
18RA-2577	100	22–18	.165	.250 x .032	2		1.01	.38
RA2573	1,000	22–18	.165	.250 x .032	2		1.01	.38
14RB-2577	100	16–14	.185	.250 x .032	2		1.01	.38
RB2573	1,000	16–14	.185	.250 x .032	2		1.01	.38
10RC-2577	50	12–10	.225	.250 x .032	2		1.04	.38
RC2573	500	12–10	.225	.250 x .032	2		1.04	.38
RA18-250A	50	22–18	.170	.250 x .032	3	.80	.71	
RA2577F	500	22–18	.170	.250 x .032	3	.80	.71	
RB14-250A	50	16–14	.190	.250 x .032	3	.80	.72	
RB2577F	500	16–14	.190	.250 x .032	3	.80	.72	
RC10-250A	50	12–10	.245	.250 x .032	3	.80	.88	
RC2577F	500	12–10	.245	.250 x .032	3	.80	.88	
A18-250	100	22–18	—	.250 x .032	1	ERG4002	.73	.31
A250	1,000	22–18	—	.250 x .032	1		.73	.31
B14-250	100	16–14	—	.250 x .032	1		.73	.31
B250	1,000	16–14	—	.250 x .032	1		.73	.31
C10-250F	50	12–10	—	.250 x .032	1		.73	.31
C250	500	12–10	—	.250 x .032	1		.73	.31
B14-250F	100	16–14	—	.250 x .032	4	WT110M	.87	.31
B250G	1,000	16–14	—	.250 x .032	4		.87	.31

(Continued on facing page)

Disconnects and Male Tabs

250 Series — Female Disconnects (continued)

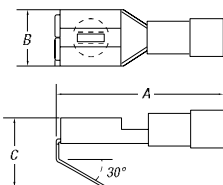
7 Non-insulated 90° flag



7

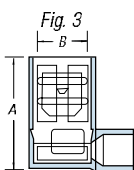
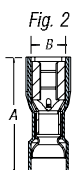
CAT. NO.	PKG. QTY.	WIRE RANGE	MAX. INS.	TAB SIZE	FIG.	REC. TOOL	DIMENSIONS	
							A	B
A18-250A	50	22-18	—	.250 x .032	3	ERG4002	.58	.61
A252G	500	22-18	—	.250 x .032	3		.58	.61
B14-250A	50	16-14	—	.250 x .032	3	ERG4002	.58	.62
B252G	500	16-14	—	.250 x .032	3		.58	.62
C10-250A	50	12-10	—	.250 x .032	3	ERG4005	.64	.63
C252G	500	12-10	—	.250 x .032	3		.64	.63

250 Series — Nylon Piggy Back Disconnects




CAT. NO.	PKG. QTY.	WIRE RANGE	MAX. INS.	TAB SIZE	REC. TOOL	DIMENSIONS		
						A	B	C
RA18-250FP	100	22-18	.136	.250 x .032	WT112M	.87	.30	.43
RA250P	1,000	22-18	.136	.250 x .032		.87	.30	.43
RB14-250FP	100	16-14	.163	.250 x .032	ERG4001	.87	.30	.43
RB250P	1,000	16-14	.163	.250 x .032		.87	.30	.43

187 Series — Female Disconnects



1

1 Nylon self-insulated



2 Vinyl self-insulated



3 Nylon fully insulated



4 Non-insulated



5 Nylon fully insulated 90° flag



5

CAT. NO.	PKG. QTY.	WIRE RANGE	MAX. INS.	TAB SIZE	FIG.	REC. TOOL	DIMENSIONS	
							A	B
RAD18-183	100	22-18	.136	.187 x .032	1	ERG4001	.83	.23
RAD1833	1,000	22-18	.136	.187 x .032	1		.83	.23
RAD18-182	100	22-18	.136	.187 x .020	1		.83	.23
RAD1823	1,000	22-18	.136	.187 x .020	1		.83	.23
RBD14-183	100	16-14	.163	.187 x .032	1		.83	.23
RBD1833	1,000	16-14	.163	.187 x .032	1		.83	.23
RBD14-182	100	16-14	.163	.187 x .020	1		.83	.23
RBD1823	1,000	16-14	.163	.187 x .020	1		.83	.23
18RAD-183	100	22-18	.150	.187 x .032	1		.85	.23
RAD1837	1,000	22-18	.150	.187 x .032	1		.85	.23
18RAD-182	100	22-18	.150	.187 x .020	1		.85	.23
RAD1827	1,000	22-18	.150	.187 x .020	1		.85	.23
14RBD-183	100	16-14	.170	.187 x .032	1	.85	.23	
RBD1837	1,000	16-14	.170	.187 x .032	1	.85	.23	
14RBD-182	100	16-14	.170	.187 x .020	1	.85	.23	
RBD1827	1,000	16-14	.170	.187 x .020	1	.85	.23	
18RAD-18377	100	22-18	.150	.187 x .032	2	ERG4001	.89	.30
RAD18377	1,000	22-18	.150	.187 x .032	2		.89	.30
18RAD-18277	100	22-18	.150	.187 x .020	2		.89	.30
RAD18277	1,000	22-18	.150	.187 x .020	2		.89	.30
14RBD-18377	100	16-14	.170	.187 x .032	2		.89	.30
RBD18377	1,000	16-14	.170	.187 x .032	2		.89	.30
14RBD-18277	100	16-14	.170	.187 x .020	2	.89	.30	
RBD18277	1,000	16-14	.170	.187 x .020	2	.89	.30	
AD18-183	100	22-18	—	.187 x .032	1	ERG4002	.64	.23
AD183	1,000	22-18	—	.187 x .032	1		.64	.23
AD18-182	100	22-18	—	.187 x .020	1		.64	.23
AD182	1,000	22-18	—	.187 x .020	1		.64	.23
BD14-183	100	16-14	—	.187 x .032	1		.64	.23
BD183	1,000	16-14	—	.187 x .032	1		.64	.23
BD14-182	100	16-14	—	.187 x .020	1	.64	.23	
RAD18-187A	50	22-18	.150	.187 x .032	3	ERG4001	.74	.59
RAD1877F	500	22-18	.150	.187 x .032	3		.74	.59
RAD18-188A	50	22-18	.150	.187 x .020	3		.74	.59
RAD1887F	500	22-18	.150	.187 x .020	3		.74	.59
RBD14-187A	50	16-14	.170	.187 x .032	3		.74	.61
RBD1877F	500	16-14	.170	.187 x .032	3		.74	.61
RBD14-188A	50	16-14	.170	.187 x .020	3		.74	.61
RBD1887F	500	16-14	.170	.187 x .020	3		.74	.61

UL Listed E66716

Disconnects and Male Tabs

Select the tabs you need!

250 Series — Male Tabs

1 Vinyl self-insulated



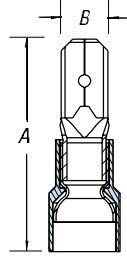
2 Nylon fully insulated



3 Non-insulated/insulated grip



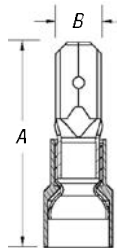
4 Non-insulated



CAT. NO.	PKG. QTY.	WIRE RANGE	MAX. INS.	TAB SIZE	REC. TOOL	DIMENSIONS	
						A	B
18RA-250T	100	22-18	.150	.250 x .032	ERG4001	.95	—
RA2517	1,000	22-18	.150	.250 x .032		.95	—
14RB-250T	100	16-14	.170	.250 x .032		.95	—
RB2517	1,000	16-14	.170	.250 x .032		.95	—
10RC-250T	50	12-10	.250	.250 x .032		1.08	—
RC2517	500	12-10	.250	.250 x .032		1.08	—
18RA-251T	50	22-18	.150	.250 x .032		1.13	.45
RA25177	500	22-18	.150	.250 x .032		1.13	.45
14RB-251T	50	16-14	.170	.250 x .032		1.13	.45
RB25177	500	16-14	.170	.250 x .032		1.13	.45
10RC-251T	25	12-10	.210	.250 x .032	1.17	.45	
RC25177	500	12-10	.210	.250 x .032	1.17	.45	
A18-250T	100	22-18	—	.250 x .032	WT110M	.87	—
B14-250T	100	20-14	—	.250 x .032	WT110M	.87	—
A18-251T	100	22-18	—	.250 x .032	ERG4002	.68	—
A251	1,000	22-18	—	.250 x .032		.68	—
B14-251T	100	16-14	—	.250 x .032		.68	—
B251	1,000	16-14	—	.250 x .032		.68	—
C10-251T	50	12-10	—	.250 x .032		.68	—

187 Series — Male Tabs

5 Vinyl insulated



CAT. NO.	PKG. QTY.	TAB SIZE	WIRE RANGE	MAX. INS.	REC. TOOL	DIA.	
						A	B
18RAD-187	100	.187 x .032	22-18	.150	ERG4001	.87	—
18RAD-188	100	.187 x .020	22-18	.150		.87	—
14RBD-187	100	.187 x .032	16-14	.170		.87	—
14RBD-188	100	.187 x .020	16-14	.170		.87	—

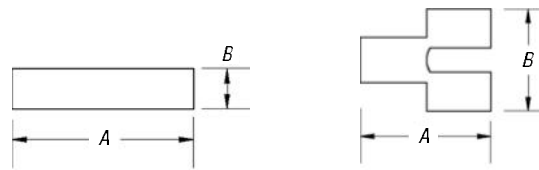
Disconnects and Male Tabs

Insulated coupler requires no tool!
250 Series — Adapters and Coupler†

6 Non-insulated



7 Insulated coupler



CAT. NO.	PKG. QTY.	TAB SIZE	DIA.	
			A	B
F250TA	50	.250 x .032	.82	.56
6 FTA250	1,000	.250 x .032	.82	.56
RB14-250	50	.250 x .032	2.35	.51
7 RBB250	500	.250 x .032	2.35	.51

† Not UL Listed

Cat. No. F250TA — **Material:** brass **Finish:** tin plated

Cat. No. RB14-250 — **Material:** brass **Finish:** none **Insulation:** vinyl

Available in variety of wire ranges!

110 Series — Disconnects*

8 Nylon-insulated



9 Non-insulated



CAT. NO.	PKG. QTY.	TAB SIZE	WIRE RANGE	MAX. INS.	REC. TOOL	DIA.	
						A	B
RA18-110F	100	.110 x .032	22-18	.110	ERG4006	.75	.15
RA10-SK	1,000	.110 x .032	22-18	.110		.75	.15
RA18-111F	100	.110 x .020	22-18	.110		.75	.15
8 RA11	1,000	.110 x .020	22-18	.110		.75	.15
RB14-110F	100	.110 x .032	16-14	.135		.75	.15
RB10-SK	1,000	.110 x .032	16-14	.135	.75	.15	
RB14-111F	100	.110 x .020	16-14	.135	.75	.15	
RB11-TB	1,000	.110 x .020	16-14	.135	.75	.15	
A18-110F	100	.110 x .032	22-18	—	WT111M WT112M WT2000	.59	.15
A10-TB	1,000	.110 x .032	22-18	—		.59	.15
A18-111F	100	.110 x .020	22-18	—		.59	.15
9 A11	1,000	.110 x .020	22-18	—		.59	.15
B14-110F	100	.110 x .032	16-14	—		.59	.15
B10-TB	1,000	.110 x .032	16-14	—		.59	.15
B14-111F	100	.110 x .020	16-14	—		.59	.15
B11-TB	1,000	.110 x .020	16-14	—		.59	.15

* Not UL Listed or CSA approved.

Choose from nylon-insulated or non-insulated!

Wristlock Disconnects†

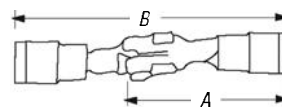
10 Nylon-Insulated wristlock disconnects



11 Non-Insulated wristlock disconnects



Picture shows wristlock disconnect assembled as two pieces. Parts are sold by the piece not by assemblies.



CAT. NO.	PKG. QTY.	WIRE RANGE	MAX. INS.	REC. TOOL	DIA.	
					A	B
RA18D	50	22-18	.136	WT2000	.99	1.70
RA23	1,000	22-18	.136		.99	1.70
RB14D	50	16-14	.162		.99	1.70
RB23	1,000	16-14	.162		.99	1.70
B14-D	50	16-14	.187	WT110M	.97	1.66
11 B23	1,000	16-14	.187		.97	1.66

† Not UL Listed