




## EZ-FIRESTOP® GROMMET

### APPLICATIONS

EZ-Firestop® Firestop Grommets are designed to permanently seal small cable penetrations through dry wall.



### PRODUCT DESCRIPTION

EZ-Firestop® Grommets are a molded, two-piece grommet with an integral fire and smoke sealing foam membrane for sealing small cable penetrations through framed wall assemblies. Grommet snaps together around cable and locks tightly into the wall.

#### FEATURES

- One or more cables with total O.D. up to 0.27" (7 mm) for RFG1 or 0.53" (14 mm) for RFG2
- Easy firestop and smoke seal for a small cable penetrations through fire-rated walls
- For use in gypsum board wall (i.e. drywall) construction
- Tested to ASTM E814/UL1479 and CAN/ULC-S115
- Rated for use in Plenums

### PERFORMANCE

EZ-Firestop® Grommets were tested to meet the exacting criteria of ASTM E814 (UL1479) and CAN/ULC S115. Tested systems provide up to 2 hr fire ratings for small cable penetrations in gypsum board/stud wall assemblies.



#### Ready Firestop Grommet

CERTIFIED FOR USE IN THROUGH-PENETRATION FIRESTOP SYSTEMS. SEE UL ONLINE CERTIFICATIONS DIRECTORY.

### PHYSICAL PROPERTIES

PROPERTIES: EZ-FIRESTOP® GROMMET		
Color		Red
Shelf Life		NA
Plenum Grade		Yes
Leakage Rating	Less Than 1 CFM (ANSI/UL1479)	
In-Service Temperature		<130° F (54° C)
VOC Content		NA
DIMENSIONS:		
	RFG1	RFG2
Overall Length	1-5/8" (41.3 mm)	1-5/8" (41.3 mm)
Installed Depth (from wall surface)	1-9/16" (39.7 mm)	1-9/16" (39.7 mm)
Required Opening	9/16" (14 mm)	1" (25 mm)
Weight	0.01 lbs (5 g)	0.03 lbs. (14 g)

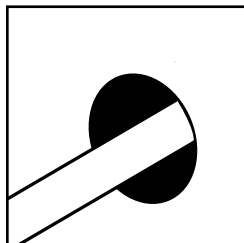
### SPECIFICATIONS

For small cables penetrating gypsum board/stud wall assemblies, the firestop shall consist of a molded, two-piece grommet having a foam fire and smoke sealing membrane that conforms to the outside diameter of the individual cable. The grommet product shall be capable of locking into place to secure the cable penetration within the wall assembly. The grommet shall be UL Classified and tested to the requirements of ASTM E814 (UL1479) and CAN/ULC S115.

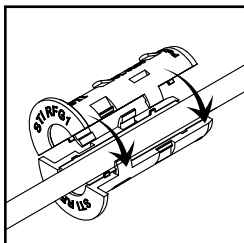
SPECIFIED DIVISIONS		
Division	Section	Title
7	07 84 00	Firestopping
26	26 00 00	Electrical
27	27 00 00	Communications



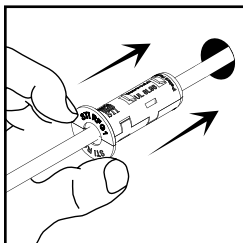
## INSTALLATION INSTRUCTIONS




**Step 1:** Drill appropriately sized hole (9/16" for RFG1, 1" for RFG2) and install the cable.



**Step 2:** Place two halves of firestop grommet around cable and snap together.



**Step 3:** Firmly push grommet into wall opening to lock in place.



Note: For through penetrations where cable breeches both membranes of wall, a firestop grommet is required on both sides of a wall.

## MAINTENANCE

No maintenance of the grommet is normally required.

## TECHNICAL SERVICE

Specified Technologies Inc. provides toll free technical support to assist in product selection and appropriate installation design. UL Systems, Safety Data Sheets and other technical information is available at the Technical Library at [www.stifirestop.com](http://www.stifirestop.com).

## PRECAUTIONARY INFORMATION

No unusual hazards are known or expected. Observe normal safety procedures during installation.

## AVAILABILITY

EZ-Firestop® Grommets are available from authorized STI distributors worldwide. Visit [www.stifirestop.com](http://www.stifirestop.com) or call 800.992.1180 for information concerning where to purchase these and other STI products.

### ORDERING INFORMATION

Cat. No.	Description	Qty.	Case Qty.
RFG1	Two-piece split cable grommet for single or multiple cable penetrations up to 0.27 in. (7 mm) diameter	1 Pack 10 Grommets per pack	10 Packs
RFG2	Two-piece split cable grommet for single or multiple cable penetrations up to 0.53 in. (14 mm) diameter	1 Pack 10 Grommets per pack	10 Packs

**IMPORTANT NOTICE:** All statements, technical information, and recommendations contained herein are based upon testing believed to be reliable, but the accuracy and completeness thereof is not guaranteed.

**LIMITED WARRANTY:** STI warrants that its products will be free of defects for one year from the date of purchase. In the event a product does not conform to this warranty, the sole and exclusive remedy is, at STI's option, replacement of the product or refund of the purchase price. The warranty provided herein shall be void and of no effect in the event that the product is not installed in accordance with STI's published instructions, listed systems and applicable building and safety codes. THIS WARRANTY IS IN LIEU OF ALL OTHER REPRESENTATIONS AND EXPRESSED OR IMPLIED WARRANTIES (including the implied warranties of merchantability or fitness for a particular use) AND UNDER NO CIRCUMSTANCES SHALL STI BE LIABLE FOR ANY DIRECT, INDIRECT, SPECIAL, INCIDENTAL OR CONSEQUENTIAL DAMAGES OR LOSSES, INCLUDING, WITHOUT LIMITATION, ANY LOSS OF REVENUE, PROFIT OR USE. Prior to use, the user shall determine the suitability of the product for its intended use, and the user assumes all risks and liability for subsequent use. No person other than an officer of STI is authorized to bind STI to any other warranty for any product for which this warranty is issued.

MADE IN THE USA – COPYRIGHT © 2016 SPECIFIED TECHNOLOGIES INC.



Specified Technologies Inc.  
Somerville NJ 08876 USA  
Phone: 800.992.1180 • Fax: 908.526.9623



Technical Service 1-800-992-1180  
[www.stifirestop.com](http://www.stifirestop.com)


STI Product Data Sheet •EZ-Path® FIRESTOP GROMMET • FOD-5129 3356



## EZ-FIRESTOP® GROMMET

### APPLICATIONS

EZ-Firestop® Firestop Grommets are designed to permanently seal small cable penetrations through dry wall.



### PRODUCT DESCRIPTION

EZ-Firestop® Grommets are a molded, two-piece grommet with an integral fire and smoke sealing foam membrane for sealing small cable penetrations through framed wall assemblies. Grommet snaps together around cable and locks tightly into the wall.

#### FEATURES

- One or more cables with total O.D. up to 0.27" (7 mm) for RFG1 or 0.53" (14 mm) for RFG2
- Easy firestop and smoke seal for a small cable penetrations through fire-rated walls
- For use in gypsum board wall (i.e. drywall) construction
- Tested to ASTM E814/UL1479 and CAN/ULC-S115
- Rated for use in Plenums

### PERFORMANCE

EZ-Firestop® Grommets were tested to meet the exacting criteria of ASTM E814 (UL1479) and CAN/ULC S115. Tested systems provide up to 2 hr fire ratings for small cable penetrations in gypsum board/stud wall assemblies.



#### Ready Firestop Grommet

CERTIFIED FOR USE IN THROUGH-PENETRATION FIRESTOP SYSTEMS. SEE UL ONLINE CERTIFICATIONS DIRECTORY.

### PHYSICAL PROPERTIES

PROPERTIES:		EZ-FIRESTOP® GROMMET
Color		Red
Shelf Life		NA
Plenum Grade		Yes
Leakage Rating	Less Than 1 CFM (ANSI/UL1479)	
In-Service Temperature	<130° F (54° C)	
VOC Content		NA
DIMENSIONS:		
	RFG1	RFG2
Overall Length	1-5/8" (41.3 mm)	1-5/8" (41.3 mm)
Installed Depth (from wall surface)	1-9/16" (39.7 mm)	1-9/16" (39.7 mm)
Required Opening	9/16" (14 mm)	1" (25 mm)
Weight	0.01 lbs (5 g)	0.03 lbs. (14 g)

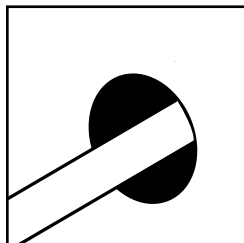
### SPECIFICATIONS

For small cables penetrating gypsum board/stud wall assemblies, the firestop shall consist of a molded, two-piece grommet having a foam fire and smoke sealing membrane that conforms to the outside diameter of the individual cable. The grommet product shall be capable of locking into place to secure the cable penetration within the wall assembly. The grommet shall be UL Classified and tested to the requirements of ASTM E814 (UL1479) and CAN/ULC S115.

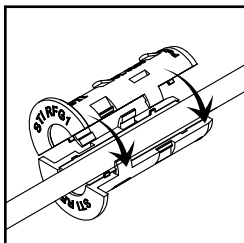
SPECIFIED DIVISIONS		
Division	Section	Title
7	07 84 00	Firestopping
26	26 00 00	Electrical
27	27 00 00	Communications



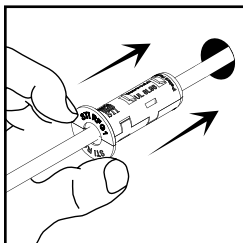
## INSTALLATION INSTRUCTIONS




**Step 1:** Drill appropriately sized hole (9/16" for RFG1, 1" for RFG2) and install the cable.



**Step 2:** Place two halves of firestop grommet around cable and snap together.



**Step 3:** Firmly push grommet into wall opening to lock in place.



Note: For through penetrations where cable breeches both membranes of wall, a firestop grommet is required on both sides of a wall.

## MAINTENANCE

No maintenance of the grommet is normally required.

## TECHNICAL SERVICE

Specified Technologies Inc. provides toll free technical support to assist in product selection and appropriate installation design. UL Systems, Safety Data Sheets and other technical information is available at the Technical Library at [www.stifirestop.com](http://www.stifirestop.com).

## PRECAUTIONARY INFORMATION

No unusual hazards are known or expected. Observe normal safety procedures during installation.

## AVAILABILITY

EZ-Firestop® Grommets are available from authorized STI distributors worldwide. Visit [www.stifirestop.com](http://www.stifirestop.com) or call 800.992.1180 for information concerning where to purchase these and other STI products.

### ORDERING INFORMATION

Cat. No.	Description	Qty.	Case Qty.
RFG1	Two-piece split cable grommet for single or multiple cable penetrations up to 0.27 in. (7 mm) diameter	1 Pack 10 Grommets per pack	10 Packs
RFG2	Two-piece split cable grommet for single or multiple cable penetrations up to 0.53 in. (14 mm) diameter	1 Pack 10 Grommets per pack	10 Packs

**IMPORTANT NOTICE:** All statements, technical information, and recommendations contained herein are based upon testing believed to be reliable, but the accuracy and completeness thereof is not guaranteed.

**LIMITED WARRANTY:** STI warrants that its products will be free of defects for one year from the date of purchase. In the event a product does not conform to this warranty, the sole and exclusive remedy is, at STI's option, replacement of the product or refund of the purchase price. The warranty provided herein shall be void and of no effect in the event that the product is not installed in accordance with STI's published instructions, listed systems and applicable building and safety codes. THIS WARRANTY IS IN LIEU OF ALL OTHER REPRESENTATIONS AND EXPRESSED OR IMPLIED WARRANTIES (including the implied warranties of merchantability or fitness for a particular use) AND UNDER NO CIRCUMSTANCES SHALL STI BE LIABLE FOR ANY DIRECT, INDIRECT, SPECIAL, INCIDENTAL OR CONSEQUENTIAL DAMAGES OR LOSSES, INCLUDING, WITHOUT LIMITATION, ANY LOSS OF REVENUE, PROFIT OR USE. Prior to use, the user shall determine the suitability of the product for its intended use, and the user assumes all risks and liability for subsequent use. No person other than an officer of STI is authorized to bind STI to any other warranty for any product for which this warranty is issued.

MADE IN THE USA – COPYRIGHT © 2016 SPECIFIED TECHNOLOGIES INC.



Specified Technologies Inc.  
Somerville NJ 08876 USA  
Phone: 800.992.1180 • Fax: 908.526.9623



Technical Service 1-800-992-1180  
[www.stifirestop.com](http://www.stifirestop.com)

STI Product Data Sheet •EZ-Path® FIRESTOP GROMMET • FOD-5129 3356