
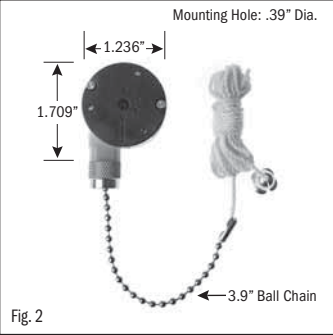


# PULLCHAIN & ROTARY SWITCHES



PULLCHAIN & ROTARY SWITCHES										
POLES & THROWS	CIRCUIT FUNCTIONS	NOMINAL RATING			ACTUATOR TYPE	TERMINATION TYPE	BODY MATERIAL	MOUNTING HOLE DIAMETER	CATALOG NUMBER	FIG. NO.
		AMPS	AMPS	AMPS						
		125 VAC	250 VAC	125 VAC-L°						


## PULLCHAIN SWITCHES

SPST	ON-OFF	6	3	3 "L"	CHAIN	WIRE LEADS	MOLDED PLASTIC	.39"	SS107-BG	1
SPDT	OFF-ON-ON	6	3	3 "L"	CHAIN	PUSH-IN	MOLDED PLASTIC	.39"	SS126-BG	2
SP3T	OFF-ON-ON-ON	6	3	3 "L"	CHAIN	PUSH-IN	MOLDED PLASTIC	.39"	SS127-BG	3


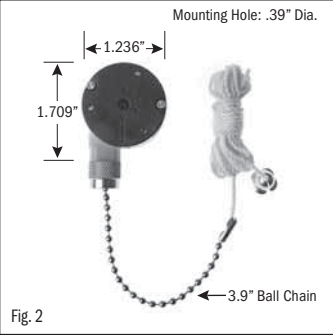
## ROTARY SWITCHES

SPST	ON-OFF	3**	1.5	3 "L"	ROUND KNOB	WIRE LEADS	BRASS/NICKEL#	.375"	SS109-BG	4
SPST	ON-OFF	6	3	3 "L"	KNOB	WIRE LEADS	PLASTIC	.39"	SS108-BG	5

° "L" = AC lamploaded  
\*\* Also rated 5 Amps 12 VDC  
# Actuator Material is Nylon; Bushing Material is Brass/Nickel Plate



# PULLCHAIN & ROTARY SWITCHES



PULLCHAIN & ROTARY SWITCHES										
POLES & THROWS	CIRCUIT FUNCTIONS	NOMINAL RATING			ACTUATOR TYPE	TERMINATION TYPE	BODY MATERIAL	MOUNTING HOLE DIAMETER	CATALOG NUMBER	FIG. NO.
		AMPS	AMPS	AMPS						
		125 VAC	250 VAC	125 VAC-L°						

## PULLCHAIN SWITCHES

SPST	ON-OFF	6	3	3 "L"	CHAIN	WIRE LEADS	MOLDED PLASTIC	.39"	SS107-BG	1
SPDT	OFF-ON-ON	6	3	3 "L"	CHAIN	PUSH-IN	MOLDED PLASTIC	.39"	SS126-BG	2
SP3T	OFF-ON-ON-ON	6	3	3 "L"	CHAIN	PUSH-IN	MOLDED PLASTIC	.39"	SS127-BG	3

## ROTARY SWITCHES

SPST	ON-OFF	3**	1.5	3 "L"	ROUND KNOB	WIRE LEADS	BRASS/NICKEL#	.375"	SS109-BG	4
SPST	ON-OFF	6	3	3 "L"	KNOB	WIRE LEADS	PLASTIC	.39"	SS108-BG	5

° "L" = AC lamploaded  
\*\* Also rated 5 Amps 12 VDC  
# Actuator Material is Nylon; Bushing Material is Brass/Nickel Plate

