

- Programmable LED Driver
- Output Wattage: 100W
- Universal Voltage (120-277VAC)
- CC Programmable 500-1500mA
- 0-10V Dimming
- Square Case and Wire
- Output voltage range of 50-150VDC
- Customizable Dimming Curve, Step Dimming

General Specifications

Input Voltage	120-277VAC, 50/60 Hz
Input Current	0.95A Max.
Input Power	115W
NTC Input	Ext. NTC Derating Resistance Range: 1k to 51k Ohm programmable. Default/Recommended Ext. NTC P/N:TSM2A104J4503R2,SMD0805,Thinking Electronic.
Power Factor	>0.9
THD	<20%
Efficiency	90% Typical
Driver Type	Constant Current, Constant Power
Output Current	500-1500mA Programmable; See Label For Set Current; To Program Use R-SET (Figure 1) Or TPSB-100 (Programmer); Record New Setting On 1"x0.5" Label
Output Voltage Range	50-150VDC
Output Power	100W Max.
Number of Output Channels	1 Channel
Dimming Controller Type/Dimming Range	0-10 VDC / 100%-10%,0%
RFI/EMI	FCC Part 15B Consumer, EN55015
Output Type	NON Class 2
Potting Type / Degree of Fill	Potting As Per ASTM D36-86 / Fully Potted
Ambient Operating Temperature Range	-40°C to 60°C (-40°F to 140°F)
Max. Case Temperature	90°C (194°F)
Sound Rating	A
Input Surge Protection	Line-Neutral 4kV, Line & Neutral-Ground 6kV
Protections	Input Current Protection Output Short Circuit Protection Output Open Circuit Protection Output to Ground Short Protection Overload Protection Over Temperature Protection
Runtime Counting of Every 10 Degrees	Yes
Service Life	50,000 hours @Tc 74°C (165.2°F)
Approvals / Class	RoHS, UL LISTED, Class P, Type HL, IP65, FCC, ENEC, Dry and Damp
Warranty	5 years

Figure 1

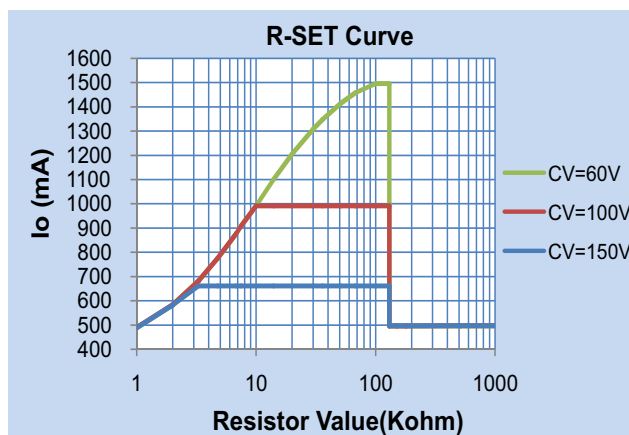


Figure 2

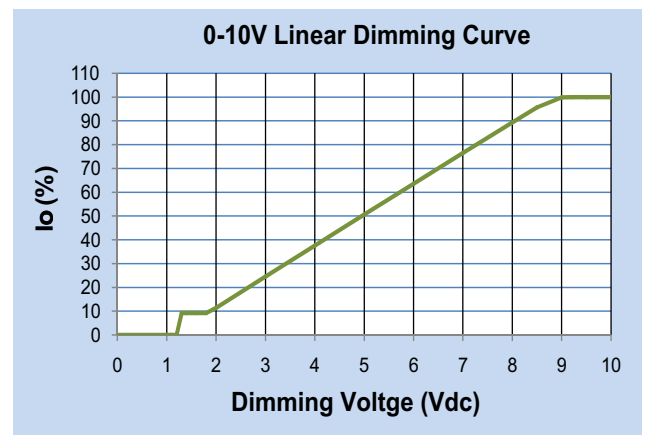


Figure 3

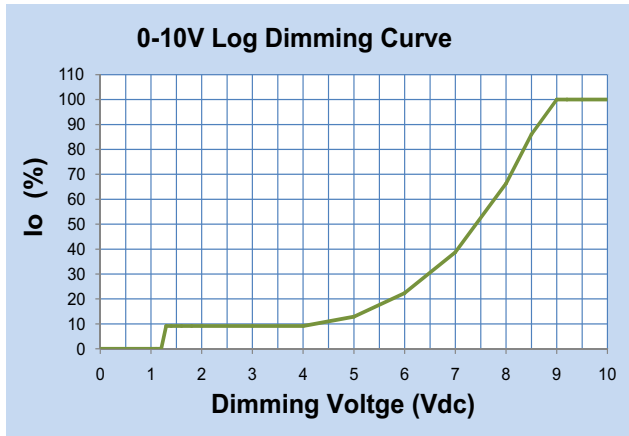


Figure 4

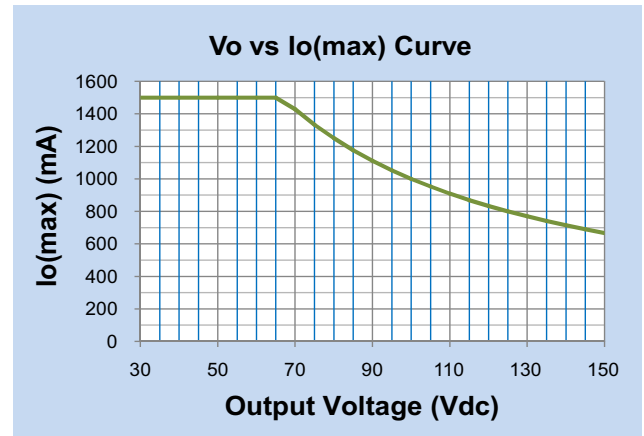


Figure 5

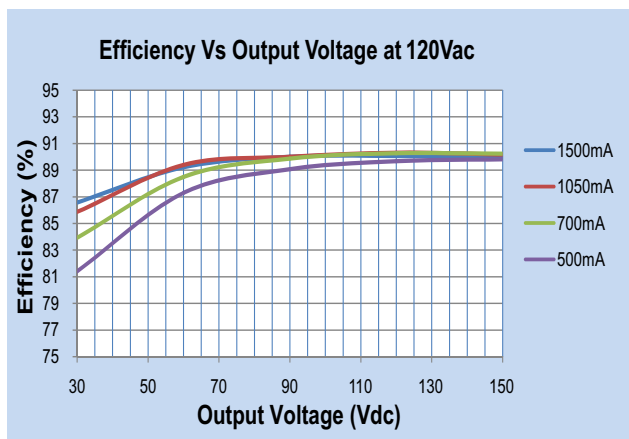


Figure 6

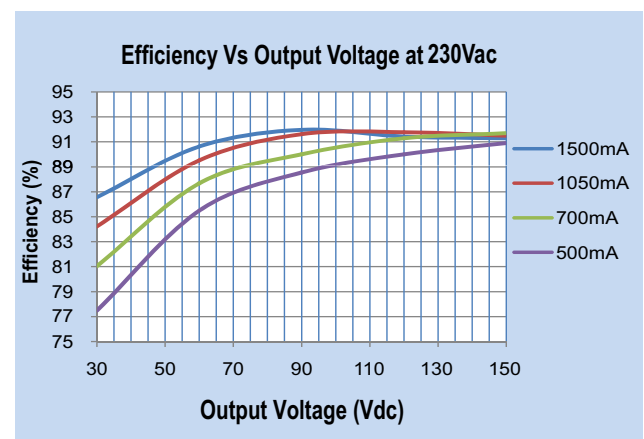


Figure 7

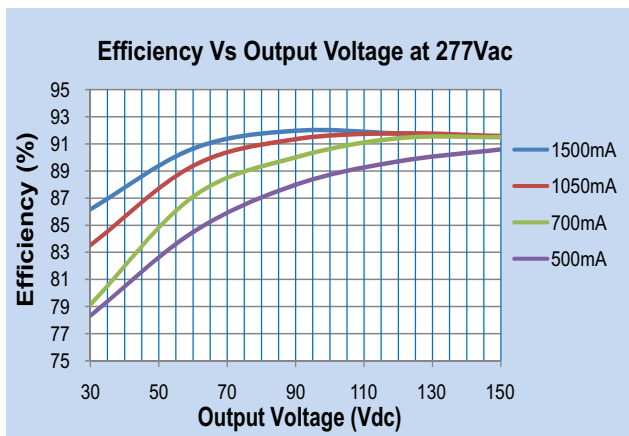


Figure 8

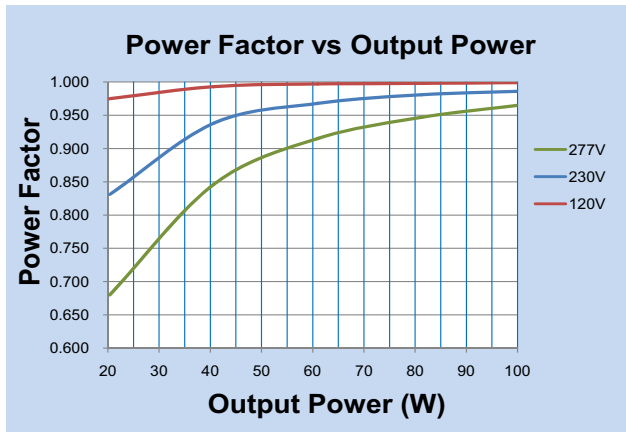


Figure 9

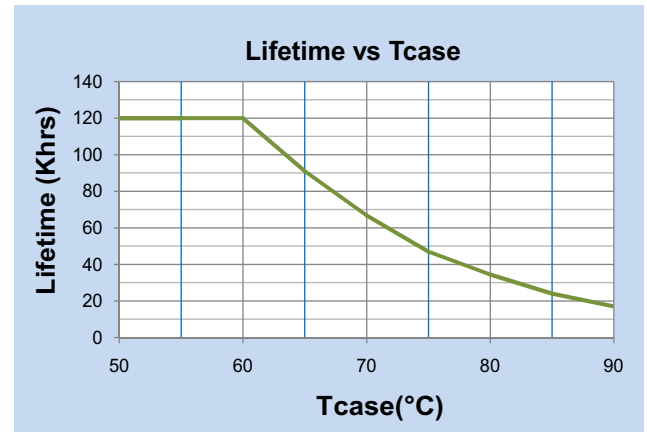


Figure 10

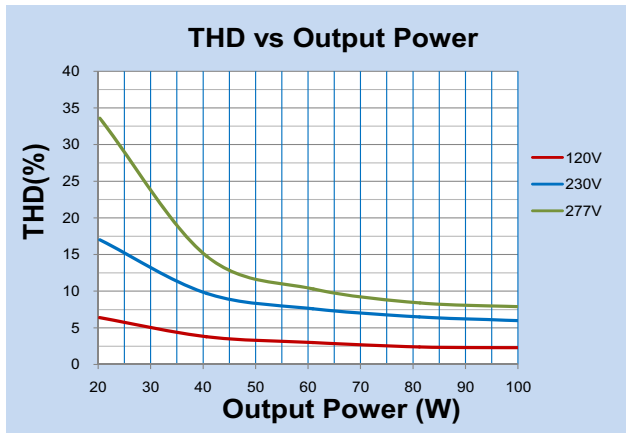


Figure 11

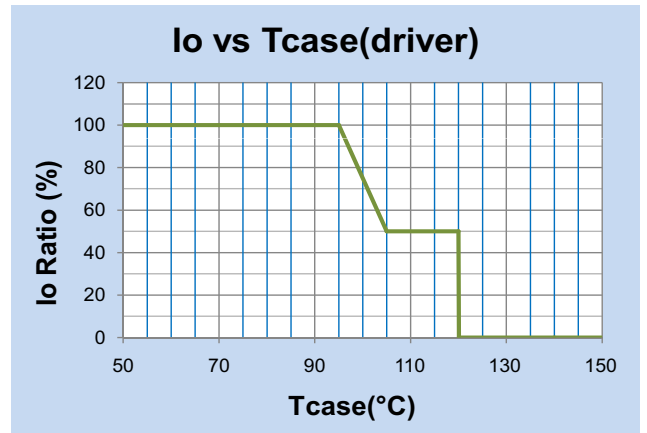
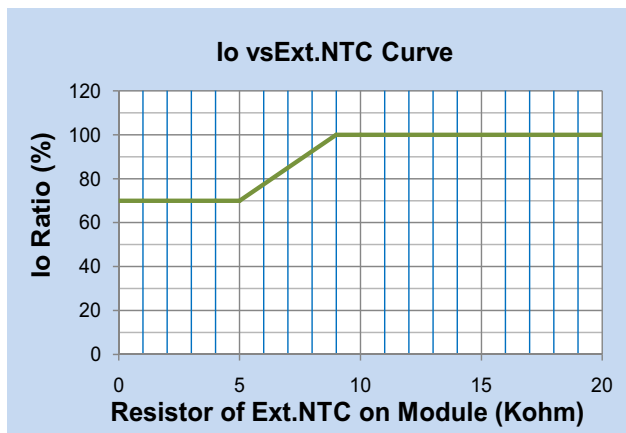
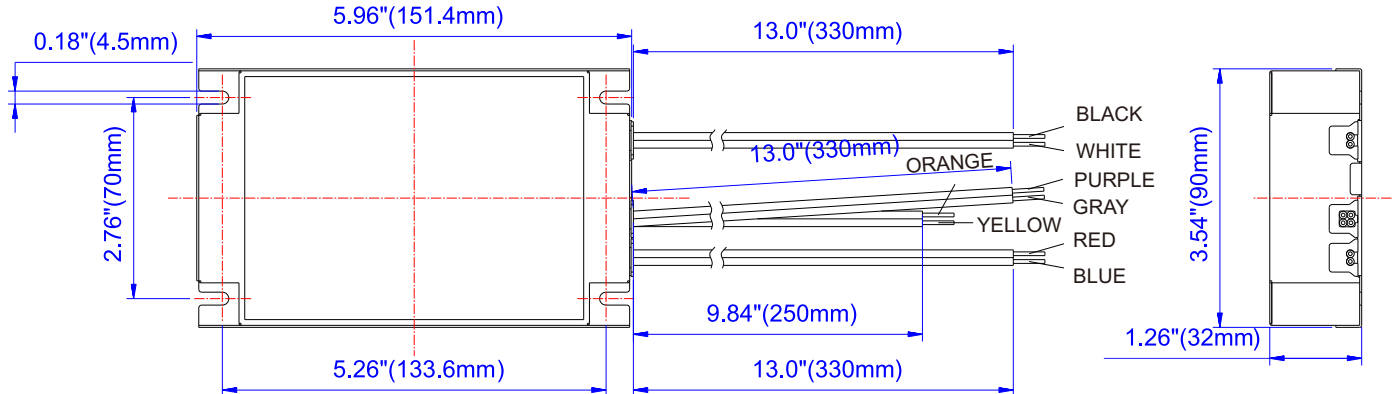


Figure 12



MECHANICAL DATA



NOTE :

- 1.This Driver Must Be Installed By A Licensed Electrician
- 2.This Driver Must Be Grounded

Tolerance=±0.02"

WARNING

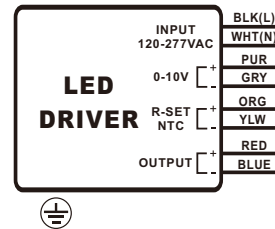
- 1.To prevent damage to the LED driver, Orange and Yellow R-set / NTC / PRG inputs must never make contact with LED output.

2.FCC WARNING

This device complies with Part 15 of the FCC Rules. Operation is subject to the following two conditions:

- (1).This device may not cause harmful interference, and
- (2).This device must accept any interference received, including interference that may cause undesired operation.

Changes or modifications not expressly approved by the party responsible for compliance could void the user's authority to operate the equipment.



Programming SIDE	LENGTH
ORANGE	9.84" (250mm)
YELLOW	9.84" (250mm)

Dimming SIDE	LENGTH
PURPLE	13" (330mm)
GRAY	13" (330mm)

INPUT SIDE	LENGTH
WHITE	13" (330mm)
BLACK	13" (330mm)

OUTPUT SIDE	LENGTH
RED	13" (330mm)
BLUE	13" (330mm)

TPSB-100:

Only for luminaire manufacturer not for end user.
For detail information on using TPSB-100 Driver Programming Box, please consult user's manual of TPSB-100.



- Programmable LED Driver
- Output Wattage: 100W
- Universal Voltage (120-277VAC)
- CC Programmable 500-1500mA
- 0-10V Dimming
- Square Case and Wire
- Output voltage range of 50-150VDC
- Customizable Dimming Curve, Step Dimming

General Specifications

Input Voltage	120-277VAC, 50/60 Hz
Input Current	0.95A Max.
Input Power	115W
NTC Input	Ext. NTC Derating Resistance Range: 1k to 51k Ohm programmable. Default/Recommended Ext. NTC P/N:TSM2A104J4503R2,SMD0805,Thinking Electronic.
Power Factor	>0.9
THD	<20%
Efficiency	90% Typical
Driver Type	Constant Current, Constant Power
Output Current	500-1500mA Programmable; See Label For Set Current; To Program Use R-SET (Figure 1) Or TPSB-100 (Programmer); Record New Setting On 1"x0.5" Label
Output Voltage Range	50-150VDC
Output Power	100W Max.
Number of Output Channels	1 Channel
Dimming Controller Type/Dimming Range	0-10 VDC / 100%-10%,0%
RFI/EMI	FCC Part 15B Consumer, EN55015
Output Type	NON Class 2
Potting Type / Degree of Fill	Potting As Per ASTM D36-86 / Fully Potted
Ambient Operating Temperature Range	-40°C to 60°C (-40°F to 140°F)
Max. Case Temperature	90°C (194°F)
Sound Rating	A
Input Surge Protection	Line-Neutral 4kV, Line & Neutral-Ground 6kV
Protections	Input Current Protection Output Short Circuit Protection Output Open Circuit Protection Output to Ground Short Protection Overload Protection Over Temperature Protection
Runtime Counting of Every 10 Degrees	Yes
Service Life	50,000 hours @Tc 74°C (165.2°F)
Approvals / Class	RoHS, UL LISTED, Class P, Type HL, IP65, FCC, ENEC, Dry and Damp
Warranty	5 years

Figure 1

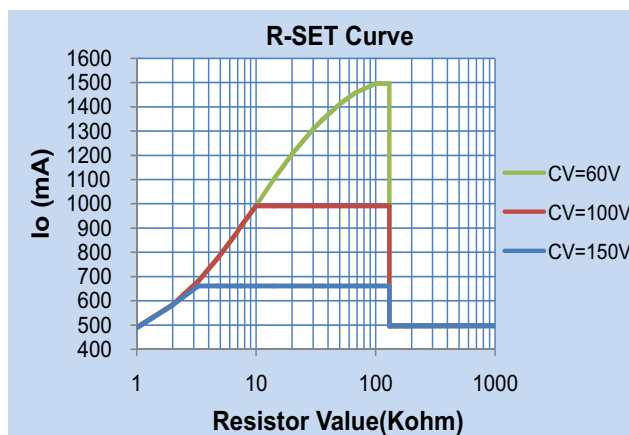
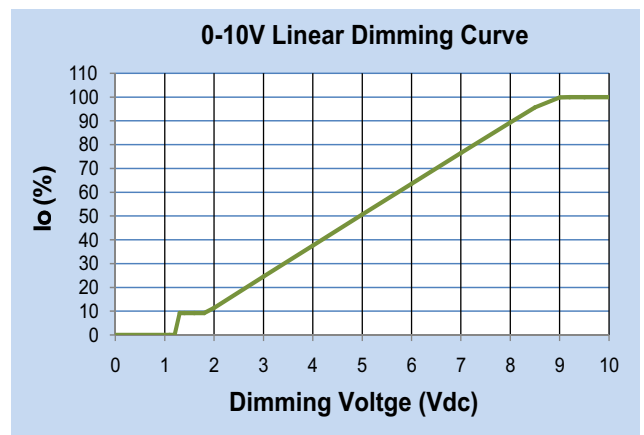


Figure 2



Fulham extends a limited warranty to the original purchaser or first user for a period of 5 years @ Tc 80°C from the date of manufacture when properly installed and operated under normal conditions of use. The usage of appropriate series connected Surge Protection Device (SPD) is required in high risk applications. For complete terms and conditions, please refer to the Warranty Center at www.fulham.com. Specifications subject to change without notice.

Figure 3

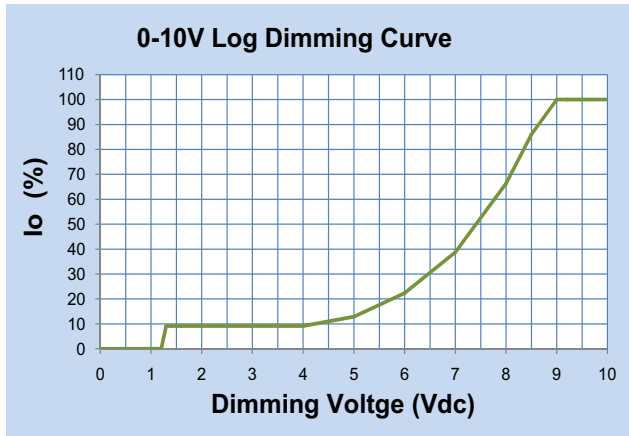


Figure 4

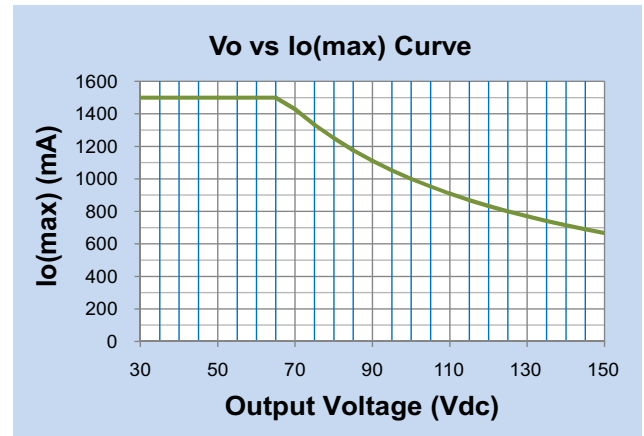


Figure 5

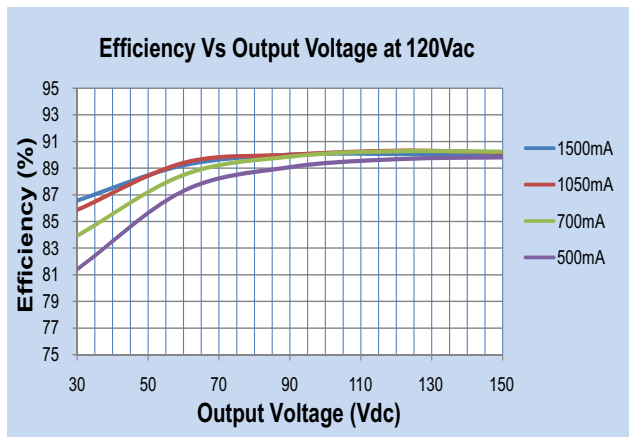


Figure 6

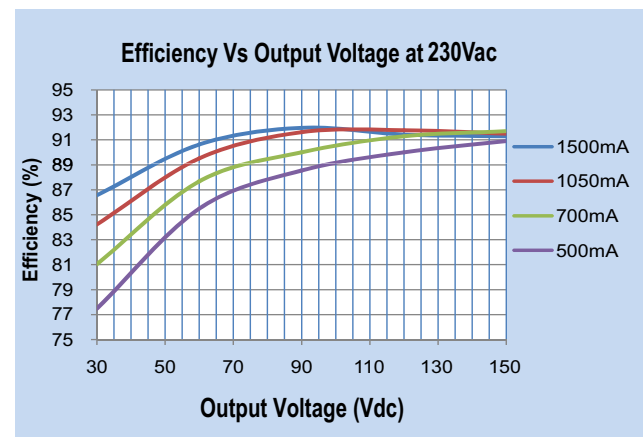


Figure 7

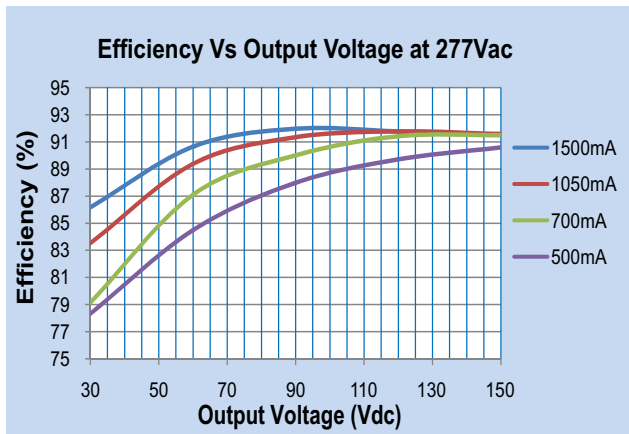


Figure 8

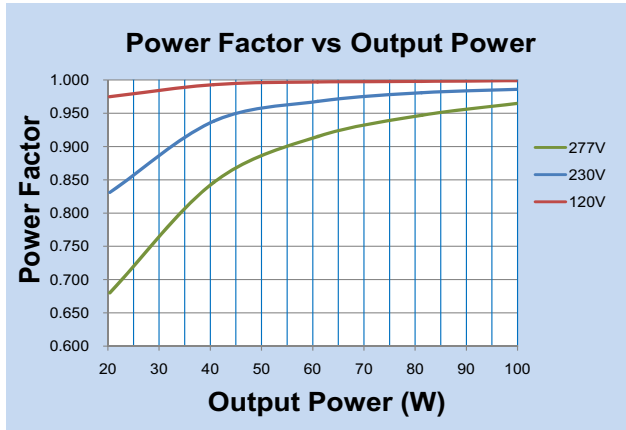


Figure 9

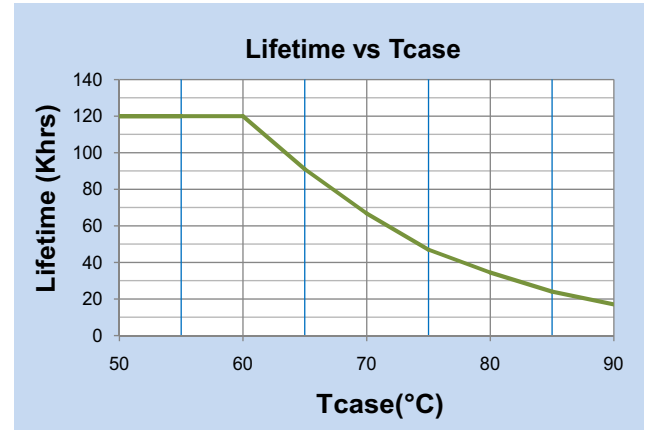


Figure 10

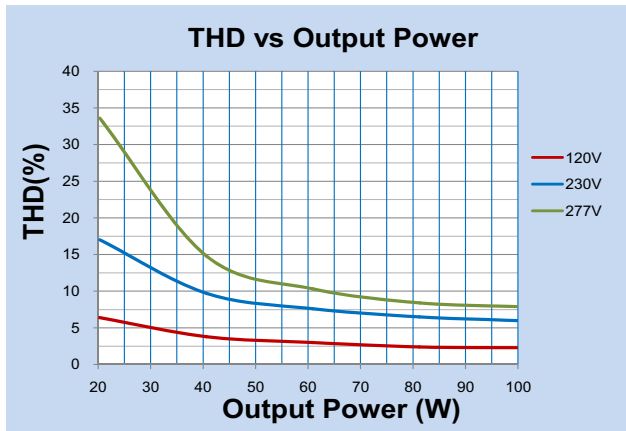


Figure 11

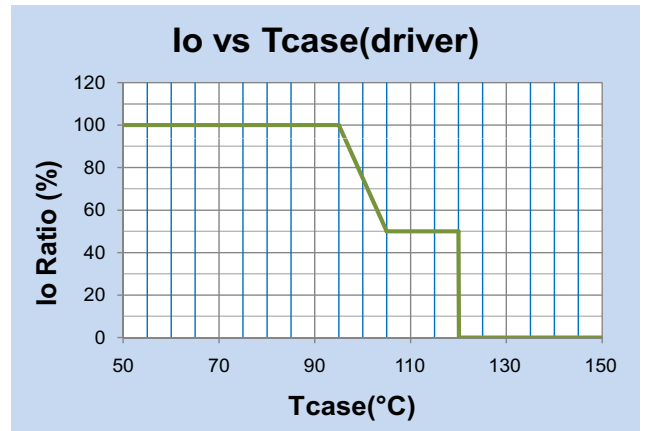
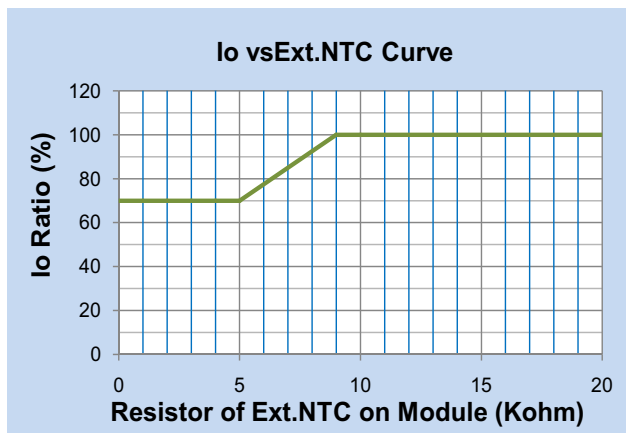
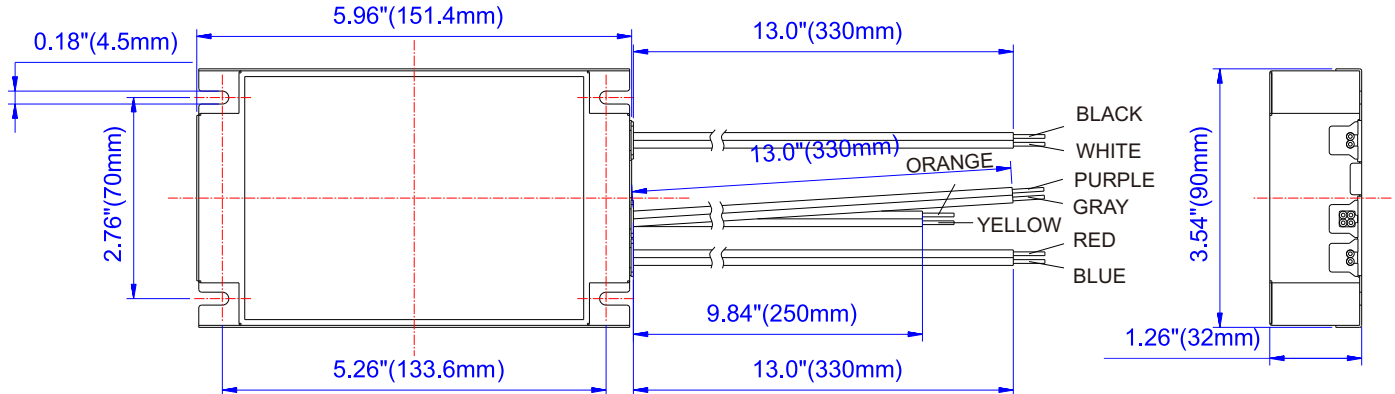


Figure 12



MECHANICAL DATA



NOTE :

- 1.This Driver Must Be Installed By A Licensed Electrician
- 2.This Driver Must Be Grounded

Tolerance=±0.02"

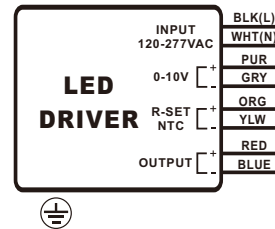
WARNING

1.To prevent damage to the LED driver, Orange and Yellow R-set / NTC / PRG inputs must never make contact with LED output.

2.FCC WARNING

This device complies with Part 15 of the FCC Rules. Operation is subject to the following two conditions:
(1).This device may not cause harmful interference, and
(2).This device must accept any interference received, including interference that may cause undesired operation.

Changes or modifications not expressly approved by the party responsible for compliance could void the user's authority to operate the equipment.



Programming SIDE	LENGTH
ORANGE	9.84" (250mm)
YELLOW	9.84" (250mm)

Dimming SIDE	LENGTH
PURPLE	13" (330mm)
GRAY	13" (330mm)

INPUT SIDE	LENGTH
WHITE	13" (330mm)
BLACK	13" (330mm)

OUTPUT SIDE	LENGTH
RED	13" (330mm)
BLUE	13" (330mm)

TPSB-100:

Only for luminaire manufacturer not for end user.
For detail information on using TPSB-100 Driver Programming Box, please consult user's manual of TPSB-100.

