

# Toggle AL series dimmer

Project Name:	Prepared By:
Project Number:	Date:
Catalog Number:	Type:



TAL06P2

## Description

Single-pole & 3-way  
300W Dimmable LED, Dimmable Compact Fluorescent (CFL)  
600W/VA Incandescent (INC)/Halogen (HAL), Dimmable Fluorescent (FLR), Magnetic Low-Voltage (MLV), Electronic Low-Voltage (ELV)

## Design features

- Preset feature allows user to return to previous light level when turning lights ON
- Integrated full-slide control for easy, precise operation
- Device can be wired into either 3-way location (load side or line side)
- Neutral is not required for installation of device
- Adjustable low-level trim setting for optimal lamp compatibility
- Faceplate is removable to allow for color changes
- Each package includes 3 colors
- Radio frequency interference filtering is standard on all models
- Electrostatic discharge protection
- Compatible with any traditional toggle wallplate or screwless toggle wallplate
- Compatible with most dimmable LED and CFL lamps
- Adjustable rapid start feature ensures lamp start-up even at low dim levels
- Compatible with most common dimmable lighting loads (phase-cut)
- Color change kits are available with packout of 3 different colors for increased flexibility and convenience

**Table 1. Toggle AL Series Dimmer, Back & Side Wire**

Catalog No.	Description	Compatible Lamp Types	Rating		Color Suffix
			Watt	V/AC	
□ TAL06P2-__	Toggle dimmer, AL series, single pole/3-way preset, all-load rated	Dimmable LED/CFL	300	120	C1, C2, C4, C5
		INC, HAL, FLR, MLV, ELV	600	120	C1, C2, C4, C5
□ TCK3-__	Color change faceplate for TAL06P2	—	—	—	A, B, BK, GY, LA, V, W

Compliances, specifications and availability are subject to change without notice.

# EATON

Powering Business Worldwide

Project Name:	Prepared By:
Project Number:	Date:
Catalog Number:	Type:

## Applications

The AL series toggle dimmer offers a traditional toggle look with integrated full-range dimming for 300W dimmable LED and CFL as well as 600W incandescent, halogen, dimmable fluorescent, electronic low-voltage & magnetic low-voltage light sources. These units are ideal for residential and light commercial applications and are compatible with Eaton Wiring Devices' traditional toggle style devices and wallplates. Preset units feature an "ON/OFF" switch that automatically returns controlled light(s) to a designated level without disturbing the brightness level. The device is designed for both single pole (one location) and 3-way (multi-location) applications, and features an adjustable rapid-start setting which provides additional power for a brief time period to ensure lamp start-up at low dim settings.

**Table 2. Specifications**

<b>Catalog No.</b>	<b>TAL06P2, TCK3 Series</b>
<b>Device Type</b>	<b>Toggle AL Dimmer</b>
<b>Wiring Type</b>	Back & side wire
<b>Testing &amp; Code Compliance</b>	<ul style="list-style-type: none"> <li>cULus Listed to UL1472, file no. E47967</li> <li>NOM Certified</li> </ul>
<b>Environmental Specifications</b>	<b>Flammability:</b> Meets UL 94 requirements; V2 rated <b>Temperature Rating:</b> -20°C to 70°C (-4°F to 158°F)
<b>Electrical Specifications</b>	<b>Rating:</b> 120V/AC 60 Hz <b>Light Intensity Control:</b> Full-range, continuously variable dimming <b>Dimming Performance:</b> Solid State Dimming <b>Radio Frequency Interference:</b> Designed to reduce interference with radio, audio and video equipment <b>Power-failure Memory:</b> Light returns to same level prior to power interruption <b>Lamp Ratings:</b> 300W dimmable LED/CFL 600W incandescent, halogen, dimmable fluorescent, electronic low-voltage, magnetic low-voltage
<b>Mechanical Specifications</b>	<b>Wiring Types:</b> Single pole & 3-way <b>Voltage Ratings:</b> Permanently marked on device

**Table 3. Materials**

<b>Catalog No.</b>	<b>TAL06P2, TCK3 Series</b>
<b>Top Housing</b>	Polycarbonate
<b>Bottom Housing</b>	Polycarbonate
<b>Strap</b>	Aluminum
<b>Form Factor</b>	Decorator
<b>Finish</b>	Gloss

**Table 4. De-Rating Chart - 600W Models**

Lamp Type	1-Gang	2-Gang	3-Gang +
<b>LED/CFL</b>	300W max.	300W max.	300W max.
<b>INC, HAL, ELV</b>	600W max.	600W max.	600W max.
<b>MLV</b>	600VA max.	600VA max.	600VA max.
<b>FLR</b>	See ballast performance data pages		

**Table 5. Color Ordering Information**

For ordering devices, include Catalog no. followed by the Color suffix: A (Almond), B (Brown), BK (Black), GY (Gray), LA (Light Almond), V (Ivory), W (White), C1 (Color Change Kit: A, W, V), C2 (Color Change Kit: LA, W, V), C4 (Color Change Kit: BK, W, V), C5 (Color Change Kit: BK, W, GY)

<b>A</b>	<b>B</b>	<b>BK</b>	<b>GY</b>	<b>LA</b>	<b>V</b>	<b>W</b>					
(Almond)	(Brown)	(Black)	(Gray)	(Light Almond)	(Ivory)	(White)					
<b>A</b>	<b>W</b>	<b>V</b>	<b>LA</b>	<b>W</b>	<b>V</b>	<b>BK</b>	<b>W</b>	<b>V</b>	<b>BK</b>	<b>W</b>	<b>GY</b>
<b>C1 Color Kit</b>			<b>C2 Color Kit</b>			<b>C4 Color Kit</b>			<b>C5 Color Kit</b>		
A (Almond), W (White), V (Ivory)			LA (Light Almond), W (White), V (Ivory)			BK (Black), W (White), V (Ivory)			BK (Black), W (White), GY (Gray)		

Project Name:	Prepared By:
Project Number:	Date:
Catalog Number:	Type:

## Product Dimensions

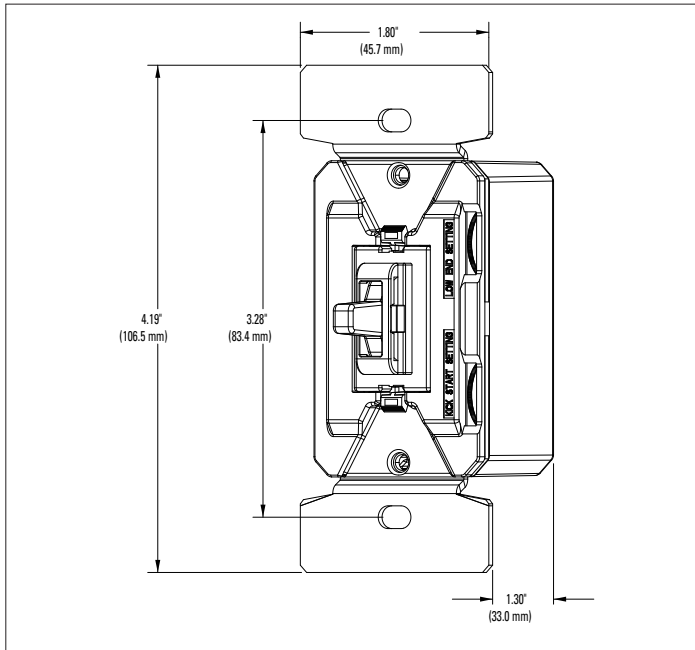
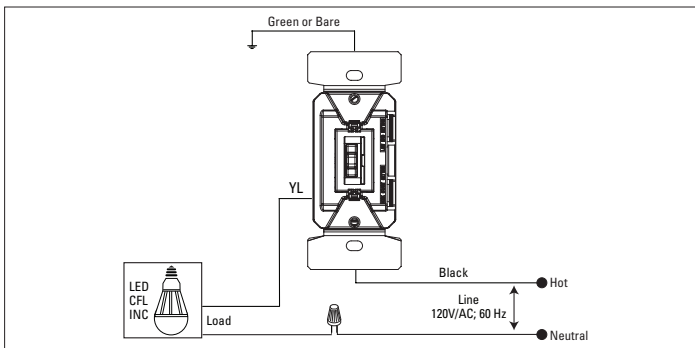


Figure 1. TAL06P2 Line Art With Dimensions

## Wiring Diagrams

### Single Pole Wiring Diagram

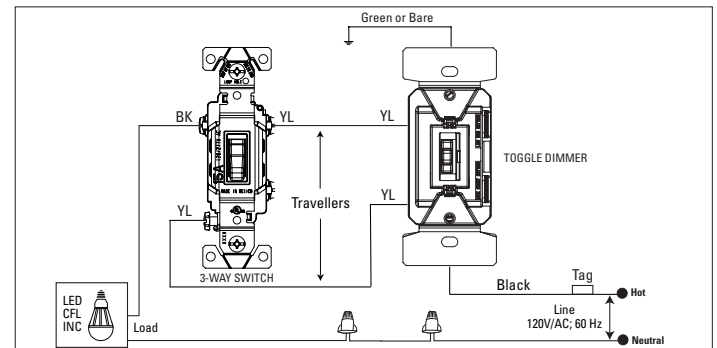
INC, HAL, LED/CFL, FLR, MLV, ELV



**Note:** Location of terminal screws are color-coded with "BK" or "YL"

### 3-Way Wiring Diagram

INC, HAL, LED/CFL, FLR, MLV, ELV



## Certifications & Compliances

Catalog No.	cULus	NOM
TAL06P2	•	•
TCK3	•	•

**KEY:** cULus cULus NOM NOM

Project Name:	Prepared By:
Project Number:	Date:
Catalog Number:	Type:

**Table 6. Listed Dimmable CFL Bulb List**

Make	Catalog Number	Make	Catalog Number
<b>Ecosmart</b>	ES5M814DIM	<b>Neptune</b>	24514-ADIM
	ES5M10123		32016-ADIM
	ES5R214DIM50K	<b>Sylvania</b>	CF5EL/B10/C/DIM/827
	ES5CCDF052		CF5EL/A15/DIM/827
	ES5R315DIM		CF5EL/DECO/DIM
<b>Feit</b>	BPESL15T/DM		CF24EL/TWIST/827/DIM
	LBP13TC/DM		CF19EL/BR40/827/DIM
	BPESL23T/DIM		CF15EL/BR30/DIM/827
	ESL15R30/DM		CF14EL/TWIST/827/DIM
	BPESL15R30/DM		CF14EL/R20/827/DIM
<b>GE</b>	FLE15/2/DV/R30	<b>TCP</b>	40114
	FLE15HT3/2/DV/		40123
	FLE26/2/DV/R40		2R2014DIM
	FLE26HT3/2/DV/		2R3016DIM
<b>Globe</b>	CCFL R20		2R4019DIM
	CCFL VANITY		10123
	CCFL A-TYPE		8T03CL
	CCFL PAR20		8T05CL
<b>Phillips</b>	EL/ES DIM 20 Alto		8T08CL
	EL/A R30 DIM 16W		8TC05F
	EL/A R40 DIM 20W		8A08WH
	EL/A PAR38 DIM 20W		8TF05F
	EL/A R40 DIM 20W (150725)		2G2514DIM
	EL/mdT DIM 20W		
	EL/Dt DIM 32W		
	EL/mdT DIM 15W		
	EL/A R30 DIM 16W (150417)		

Project Name:	Prepared By:
Project Number:	Date:
Catalog Number:	Type:

Table 7. Listed Dimmable LED Bulb List

Make	Catalog Number	Make	Catalog Number
<b>Cooper Lighting</b>	H455ICAT120D	<b>Philips</b>	EnduraLED 7A 2700 A19 Dimm (407956)
	H455RICAT120D		EnduraLED 11W 2700K PAR30S Dimmable (408096)
	ML706827		EnduraLED 11W 3000K PAR30S Dimmable (408104)
	ML706830		EnduraLED 11W 4200K PAR30S Dimmable (408112)
	ML706835		EnduraLED 11W 2700K PAR30L Dimmable (408120)
	ML706840		EnduraLED 11W 3000K PAR30L Dimmable (408138 )
	ML709827ICAT120D		EnduraLED 11W 4200K PAR30S Dimmable (408146)
	ML709830ICAT120D		EnduraLED 11W 4200K PAR30S Dimmable (410134)
	ML709835ICAT120D		EnduraLED 11W 2700K PAR30L Dimmable (410142)
	ML709840ICAT120D		EnduraLED 16W 2700K 120V PAR38 Dimmable (408153)
	RL706830E26WBS		EnduraLED 16W 3000K 120V PAR38 Dimmable (408161)
	RL706830WBS		EnduraLED 16W 4200K 120V PAR38 Dimmable (408179)
<b>Cree</b>	BA19-08027OMF-12DE26-1U100		EnduraLED 6W 3000K R20 Dimm (408203)
	BA21-160500MF-12DE26-1U110		423400 (9290002192 on bulb) with 2+ lamps
	BBR30-06527FLF		423798 (9290002544 on bulb)
	LR6		424382 (9290002268A on bulb)
	LR6-DR650		425264 (9290002296A on bulb)
	LR6-DR1000		432195 (9290002596 on bulb)
	LE6		433227 (9290002707 on bulb)
	CR6		433235 (9290002709 on bulb)
	LR4E-15	<b>Satco</b>	S873X (PAR20)
	LR4E-30		S874X, S877X (PAR30)
<b>Ecosmart (Home Depot)</b>	ECO-575L ECS19WW120		S875X (PAR 38)
	ECS20WWFL120		S9434
	ECS30WWFL120		S9109
	ECS38WWFL120	<b>Solaris</b>	LR30/10/30/750
	ECS25WW120		LR30/25/30/750
<b>Feit</b>	A19		LR30LN/10/30/850
	BPAG1100DM/5K/LED		LR30LN/25/30/850
	BPCEBR30/DM/LED		LR38/10/30/1000
	BPCEBR30/LED (not compatible with AAL06P)		LR38/25/30/1000
	BPCEG25/LED/3	<b>Sunlite</b>	89223
	BPCEPAR38/930/LED		80009
	LEDRA/5K/CAN	<b>Sylvania</b>	LED15PAR30LN/DIM/830/FL40
<b>G7 Power</b>	G7BR301527D		LED15PAR30LN/DIM/830/NFL25
<b>HitLights/Dura</b>	HL-LED_5WWWW_GU10		LED15PAR30LN/DIM/827/NFL25
<b>Lighting Ever</b>	200039 (not compatible with AAL06P)		LED15PAR30LN/DIM/827/FL40
	200055-WW-US		LED18PAR38/DIM/830/NFL25
	600026-WW-US		LED18PAR38/DIM/830/FL40
<b>Lighting Science</b>	DFN20NWFL120		LED18PAR38/DIM/827/NFL25
	DFN38NWFL120		LED18PAR38/DIM/827/FL40
	DFN30NWFL120		LED8A/DIM/F/830
	DFN19NW120		LED8A/DIM/F/827
	DFN25NWFL120		LED8G25/DIM/F/830
<b>Luminus</b>	PLYC5732		LED8G25/DIM/827
	PLYC1632		LED8PAR20/DIM/830/NFL25
	PLYC4133		LED8PAR20/DIM/830/FL36
	PLYC5235		LEDPAR20/DIM/827/NFL25
			LEDPAR20/DIM/827/FL36
			X27340
		<b>Triangle</b>	55961

Project Name:	Prepared By:
Project Number:	Date:
Catalog Number:	Type:

**Table 8. Maximum Fluorescent Lamp Wattage**

The following table lists the maximum number of Mark 10® or AmbiStar® ballasts that can be connected to a dimmer for single and multi-device installations in a wallbox.

Ballast Cast#	Lamp Type	# Of Lamps	Lamp Watts	Max # of Ballasts per Dimmer for Multiganging		
				One Gang	Two Gang	Three Gang
REB-2S26	CFQ26W/G24q	1	26	20	18	16
REB-2S26	CFQ26W/G24q	2	26	10	9	8
REB-2S26	CFTR32W/GX24q	1	32	15	14	12
REB-2S26	CFTR42W/GX24q	1	42	11	10	9
REZ-1Q18	CFQ18W/G24q	1	18	26	23	21
REZ-1Q18	CFTR18W/GX24q	1	18	26	23	21
REZ-2Q18	CFQ18W/G24q	2	18	13	11	10
REZ-2Q18	CFTR18W/GX24q	2	18	13	11	10
REZ-2Q26	CFQ26W/G24q	2	26	9	8	8
REZ-2Q26	CFTR26W/GX24q	2	26	9	8	8
REZ-1T42	CFQ26W/G24q	1	26	18	16	14
REZ-1T42	CFTR26W/GX24q	1	26	18	16	14
REZ-1T42	CFTR32W/GX24q	1	32	14	13	12
REZ-1T42	CFTR42W/GX24q	1	42	11	10	9
REZ-2T42	CFTR32W/GX24q	2	32	7	6	6
REZ-2T42	CFTR42W/GX24q	2	42	5	5	4
REZ-2T42	CFTR57W/GX24q	1	57	8	7	7
REZ-2T42	CFTR70W/GX24q	1	70	7	6	5
IEZ-2S24	FT24W/2G11	2	24/27	9	8	8
IEZ-2S24	F24T5/HO	2	24	9	8	8
REZ-1TTS40	FT36W/2G11	1	36/39	14	13	12
REZ-1TTS40	FT40W/2G11/RS	1	40	14	13	12
REZ-2TTS40	FT36W/2G12	2	36/40	7	6	6
REZ-2TTS40	FT40W/2G11/RS	2	41	6	6	5
REZ-154	F54T5/HO	1	54	8	8	7
REZ-154	FC12T5/HO	1	55	9	8	7
REZ-154	FT55W/2G11	1	55	9	8	7
REZ-2S54	F54T5/HO	2	54	4	4	3
REZ-2S54	FC12T5/HO	2	55	4	4	4
REZ-2S54	FT55W/2G12	2	55	4	4	4
REZ-132	F17T8, FBO16T8	1	17	23	21	19
REZ-132	F25T8, FBO24T8	1	25	18	16	14
REZ-132	F32T8, FBO31T8	1	32	16	14	13
REZ-2S32	F17T8, FBO16T9	2	17	14	13	12
REZ-2S32	F25T8, FBO24T9	2	25	10	9	8
REZ-2S32	F32T8, FBO31T9	2	32	8	7	6
REZ-3S32	F17T8, FBO16T10	3	17	10	9	8
REZ-3S32	F25T8, FBO24T10	3	25	7	6	5
REZ-3S32	F32T8, FBO31T10	3	32	5	4	4

**Lutron Tu-Wire® ballast.** The total of all line currents for the ballasts connected to the dimmer should be less than: 4-70A for one gang; 4-30A for two gang and 3-90A for three gang installations.

Electrical Sector  
203 Cooper Circle  
Peachtree City, GA 30269  
United States  
Eaton.com  
Eaton.com/wiringdevices

Electrical Sector  
Canada Operations  
5925 McLaughlin Road  
Mississauga, Ontario, L5R 1B8  
Canada  
EatonCanada.ca  
Eaton.com/wiringdevices

Electrical Sector  
Mexico Operations  
Carr. Tlalhepantla -  
Cuautitlan Km 17.8 s/n  
Col. Villa Jardin esq.  
Cerrada 8 de Mayo  
Cuautitlan, Mexico CP 54800  
Mexico  
Eaton.mx  
Eaton.com/wiringdevices

# Toggle AL series dimmer

Project Name:	Prepared By:
Project Number:	Date:
Catalog Number:	Type:



TAL06P2

## Description

Single-pole & 3-way  
300W Dimmable LED, Dimmable Compact Fluorescent (CFL)  
600W/VA Incandescent (INC)/Halogen (HAL), Dimmable Fluorescent (FLR), Magnetic Low-Voltage (MLV), Electronic Low-Voltage (ELV)

## Design features

- Preset feature allows user to return to previous light level when turning lights ON
- Integrated full-slide control for easy, precise operation
- Device can be wired into either 3-way location (load side or line side)
- Neutral is not required for installation of device
- Adjustable low-level trim setting for optimal lamp compatibility
- Faceplate is removable to allow for color changes
- Each package includes 3 colors
- Radio frequency interference filtering is standard on all models
- Electrostatic discharge protection
- Compatible with any traditional toggle wallplate or screwless toggle wallplate
- Compatible with most dimmable LED and CFL lamps
- Adjustable rapid start feature ensures lamp start-up even at low dim levels
- Compatible with most common dimmable lighting loads (phase-cut)
- Color change kits are available with packout of 3 different colors for increased flexibility and convenience

**Table 1. Toggle AL Series Dimmer, Back & Side Wire**

Catalog No.	Description	Compatible Lamp Types	Rating		Color Suffix
			Watt	V/AC	
□ TAL06P2-__	Toggle dimmer, AL series, single pole/3-way preset, all-load rated	Dimmable LED/CFL	300	120	C1, C2, C4, C5
		INC, HAL, FLR, MLV, ELV	600	120	C1, C2, C4, C5
□ TCK3-__	Color change faceplate for TAL06P2	—	—	—	A, B, BK, GY, LA, V, W

Compliances, specifications and availability are subject to change without notice.



Powering Business Worldwide

Project Name:	Prepared By:
Project Number:	Date:
Catalog Number:	Type:

## Applications

The AL series toggle dimmer offers a traditional toggle look with integrated full-range dimming for 300W dimmable LED and CFL as well as 600W incandescent, halogen, dimmable fluorescent, electronic low-voltage & magnetic low-voltage light sources. These units are ideal for residential and light commercial applications and are compatible with Eaton Wiring Devices' traditional toggle style devices and wallplates. Preset units feature an "ON/OFF" switch that automatically returns controlled light(s) to a designated level without disturbing the brightness level. The device is designed for both single pole (one location) and 3-way (multi-location) applications, and features an adjustable rapid-start setting which provides additional power for a brief time period to ensure lamp start-up at low dim settings.

**Table 2. Specifications**

<b>Catalog No.</b>	<b>TAL06P2, TCK3 Series</b>
<b>Device Type</b>	<b>Toggle AL Dimmer</b>
<b>Wiring Type</b>	Back & side wire
<b>Testing &amp; Code Compliance</b>	<ul style="list-style-type: none"> <li>cULus Listed to UL1472, file no. E47967</li> <li>NOM Certified</li> </ul>
<b>Environmental Specifications</b>	<b>Flammability:</b> Meets UL 94 requirements; V2 rated <b>Temperature Rating:</b> -20°C to 70°C (-4°F to 158°F)
<b>Electrical Specifications</b>	<b>Rating:</b> 120V/AC 60 Hz <b>Light Intensity Control:</b> Full-range, continuously variable dimming <b>Dimming Performance:</b> Solid State Dimming <b>Radio Frequency Interference:</b> Designed to reduce interference with radio, audio and video equipment <b>Power-failure Memory:</b> Light returns to same level prior to power interruption <b>Lamp Ratings:</b> 300W dimmable LED/CFL 600W incandescent, halogen, dimmable fluorescent, electronic low-voltage, magnetic low-voltage
<b>Mechanical Specifications</b>	<b>Wiring Types:</b> Single pole & 3-way <b>Voltage Ratings:</b> Permanently marked on device

**Table 3. Materials**

<b>Catalog No.</b>	<b>TAL06P2, TCK3 Series</b>
<b>Top Housing</b>	Polycarbonate
<b>Bottom Housing</b>	Polycarbonate
<b>Strap</b>	Aluminum
<b>Form Factor</b>	Decorator
<b>Finish</b>	Gloss

**Table 4. De-Rating Chart - 600W Models**

Lamp Type	1-Gang	2-Gang	3-Gang +
<b>LED/CFL</b>	300W max.	300W max.	300W max.
<b>INC, HAL, ELV</b>	600W max.	600W max.	600W max.
<b>MLV</b>	600VA max.	600VA max.	600VA max.
<b>FLR</b>	See ballast performance data pages		

**Table 5. Color Ordering Information**

For ordering devices, include Catalog no. followed by the Color suffix: A (Almond), B (Brown), BK (Black), GY (Gray), LA (Light Almond), V (Ivory), W (White), C1 (Color Change Kit: A, W, V), C2 (Color Change Kit: LA, W, V), C4 (Color Change Kit: BK, W, V), C5 (Color Change Kit: BK, W, GY)

<b>A</b>	<b>B</b>	<b>BK</b>	<b>GY</b>	<b>LA</b>	<b>V</b>	<b>W</b>					
(Almond)	(Brown)	(Black)	(Gray)	(Light Almond)	(Ivory)	(White)					
<b>A</b>	<b>W</b>	<b>V</b>	<b>LA</b>	<b>W</b>	<b>V</b>	<b>BK</b>	<b>W</b>	<b>V</b>	<b>BK</b>	<b>W</b>	<b>GY</b>
<b>C1 Color Kit</b>			<b>C2 Color Kit</b>			<b>C4 Color Kit</b>			<b>C5 Color Kit</b>		
A (Almond), W (White), V (Ivory)			LA (Light Almond), W (White), V (Ivory)			BK (Black), W (White), V (Ivory)			BK (Black), W (White), GY (Gray)		



Project Name:	Prepared By:
Project Number:	Date:
Catalog Number:	Type:

## Product Dimensions

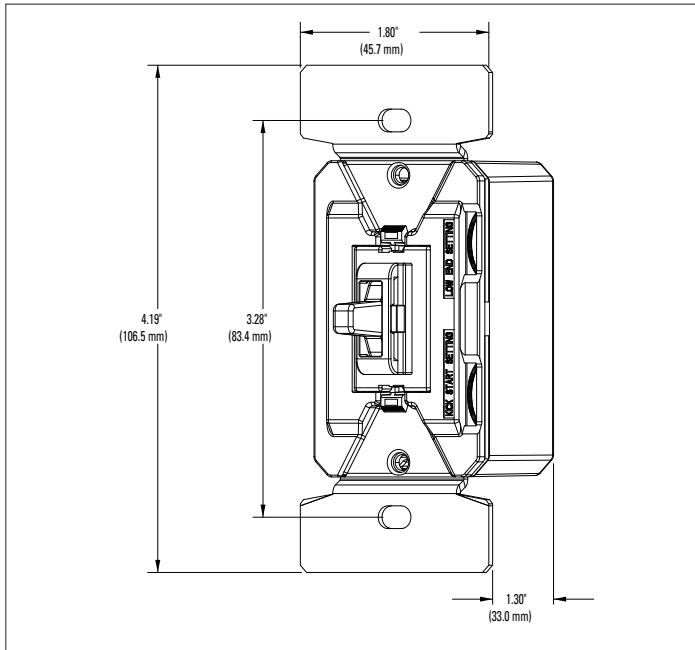
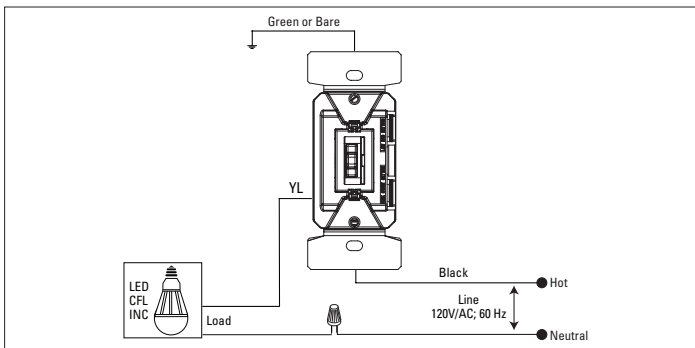


Figure 1. TAL06P2 Line Art With Dimensions

## Wiring Diagrams

### Single Pole Wiring Diagram

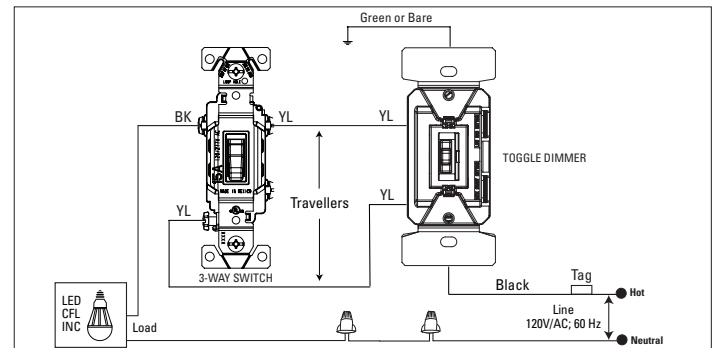
INC, HAL, LED/CFL, FLR, MLV, ELV



**Note:** Location of terminal screws are color-coded with "BK" or "YL"

### 3-Way Wiring Diagram

INC, HAL, LED/CFL, FLR, MLV, ELV



## Certifications & Compliances

Catalog No.	cULus	NOM
TAL06P2	•	•
TCK3	•	•

**KEY:** cULus cULus NOM NOM

Project Name:	Prepared By:
Project Number:	Date:
Catalog Number:	Type:

**Table 6. Listed Dimmable CFL Bulb List**

Make	Catalog Number	Make	Catalog Number
<b>Ecosmart</b>	ES5M814DIM	<b>Neptune</b>	24514-ADIM
	ES5M10123		32016-ADIM
	ES5R214DIM50K	<b>Sylvania</b>	CF5EL/B10/C/DIM/827
	ES5CCDF052		CF5EL/A15/DIM/827
	ES5R315DIM		CF5EL/DECO/DIM
<b>Feit</b>	BPESL15T/DM		CF24EL/TWIST/827/DIM
	LBP13TC/DM		CF19EL/BR40/827/DIM
	BPESL23T/DIM		CF15EL/BR30/DIM/827
	ESL15R30/DM		CF14EL/TWIST/827/DIM
	BPESL15R30/DM		CF14EL/R20/827/DIM
<b>GE</b>	FLE15/2/DV/R30	<b>TCP</b>	40114
	FLE15HT3/2/DV/		40123
	FLE26/2/DV/R40		2R2014DIM
	FLE26HT3/2/DV/		2R3016DIM
<b>Globe</b>	CCFL R20		2R4019DIM
	CCFL VANITY		10123
	CCFL A-TYPE		8T03CL
	CCFL PAR20		8T05CL
<b>Phillips</b>	EL/ES DIM 20 Alto		8T08CL
	EL/A R30 DIM 16W		8TC05F
	EL/A R40 DIM 20W		8A08WH
	EL/A PAR38 DIM 20W		8TF05F
	EL/A R40 DIM 20W (150725)		2G2514DIM
	EL/mdT DIM 20W		
	EL/Dt DIM 32W		
	EL/mdT DIM 15W		
	EL/A R30 DIM 16W (150417)		

Project Name:	Prepared By:
Project Number:	Date:
Catalog Number:	Type:

Table 7. Listed Dimmable LED Bulb List

Make	Catalog Number	Make	Catalog Number
<b>Cooper Lighting</b>	H455ICAT120D	<b>Philips</b>	EnduraLED 7A 2700 A19 Dimm (407956)
	H455RICAT120D		EnduraLED 11W 2700K PAR30S Dimmable (408096)
	ML706827		EnduraLED 11W 3000K PAR30S Dimmable (408104)
	ML706830		EnduraLED 11W 4200K PAR30S Dimmable (408112)
	ML706835		EnduraLED 11W 2700K PAR30L Dimmable (408120)
	ML706840		EnduraLED 11W 3000K PAR30L Dimmable (408138 )
	ML709827ICAT120D		EnduraLED 11W 4200K PAR30S Dimmable (408146)
	ML709830ICAT120D		EnduraLED 11W 4200K PAR30S Dimmable (410134)
	ML709835ICAT120D		EnduraLED 11W 2700K PAR30L Dimmable (410142)
	ML709840ICAT120D		EnduraLED 16W 2700K 120V PAR38 Dimmable (408153)
	RL706830E26WBS		EnduraLED 16W 3000K 120V PAR38 Dimmable (408161)
	RL706830WBS		EnduraLED 16W 4200K 120V PAR38 Dimmable (408179)
<b>Cree</b>	BA19-08027OMF-12DE26-1U100		EnduraLED 6W 3000K R20 Dimm (408203)
	BA21-160500MF-12DE26-1U110		423400 (9290002192 on bulb) with 2+ lamps
	BBR30-06527FLF		423798 (9290002544 on bulb)
	LR6		424382 (9290002268A on bulb)
	LR6-DR650		425264 (9290002296A on bulb)
	LR6-DR1000		432195 (9290002596 on bulb)
	LE6		433227 (9290002707 on bulb)
	CR6		433235 (9290002709 on bulb)
	LR4E-15	<b>Satco</b>	S873X (PAR20)
	LR4E-30		S874X, S877X (PAR30)
<b>Ecosmart (Home Depot)</b>	ECO-575L ECS19WW120		S875X (PAR 38)
	ECS20WWFL120		S9434
	ECS30WWFL120	<b>Solaris</b>	S9109
	ECS38WWFL120		LR30/10/30/750
	ECS25WW120		LR30/25/30/750
<b>Feit</b>	A19		LR30LN/10/30/850
	BPAG1100DM/5K/LED		LR30LN/25/30/850
	BPCEBR30/DM/LED		LR38/10/30/1000
	BPCEBR30/LED (not compatible with AAL06P)		LR38/25/30/1000
	BPCEG25/LED/3	<b>Sunlite</b>	89223
	BPCEPAR38/930/LED		80009
<b>G7 Power</b>	LEDRA/5K/CAN	<b>Sylvania</b>	LED15PAR30LN/DIM/830/FL40
			LED15PAR30LN/DIM/830/NFL25
<b>HitLights/Dura</b>	G7BR301527D		LED15PAR30LN/DIM/827/NFL25
	HL-LED_5WWWW_GU10		LED15PAR30LN/DIM/827/FL40
<b>Lighting Ever</b>	200039 (not compatible with AAL06P)		LED18PAR38/DIM/830/NFL25
	200055-WW-US		LED18PAR38/DIM/830/FL40
	600026-WW-US		LED18PAR38/DIM/827/NFL25
<b>Lighting Science</b>	DFN20NWFL120		LED18PAR38/DIM/827/FL40
	DFN38NWFL120		LED8A/DIM/F/830
	DFN30NWFL120		LED8A/DIM/F/827
	DFN19NW120		LED8G25/DIM/F/830
	DFN25NWFL120		LED8G25/DIM/827
<b>Luminus</b>	PLYC5732		LED8PAR20/DIM/830/NFL25
	PLYC1632		LED8PAR20/DIM/830/FL36
	PLYC4133		LEDPAR20/DIM/827/NFL25
	PLYC5235		LEDPAR20/DIM/827/FL36
			X27340
		<b>Triangle</b>	55961

Project Name:	Prepared By:
Project Number:	Date:
Catalog Number:	Type:

**Table 8. Maximum Fluorescent Lamp Wattage**

The following table lists the maximum number of Mark 10® or AmbiStar® ballasts that can be connected to a dimmer for single and multi-device installations in a wallbox.

Ballast Cast#	Lamp Type	# Of Lamps	Lamp Watts	Max # of Ballasts per Dimmer for Multiganging		
				One Gang	Two Gang	Three Gang
REB-2S26	CFQ26W/G24q	1	26	20	18	16
REB-2S26	CFQ26W/G24q	2	26	10	9	8
REB-2S26	CFTR32W/GX24q	1	32	15	14	12
REB-2S26	CFTR42W/GX24q	1	42	11	10	9
REZ-1Q18	CFQ18W/G24q	1	18	26	23	21
REZ-1Q18	CFTR18W/GX24q	1	18	26	23	21
REZ-2Q18	CFQ18W/G24q	2	18	13	11	10
REZ-2Q18	CFTR18W/GX24q	2	18	13	11	10
REZ-2Q26	CFQ26W/G24q	2	26	9	8	8
REZ-2Q26	CFTR26W/GX24q	2	26	9	8	8
REZ-1T42	CFQ26W/G24q	1	26	18	16	14
REZ-1T42	CFTR26W/GX24q	1	26	18	16	14
REZ-1T42	CFTR32W/GX24q	1	32	14	13	12
REZ-1T42	CFTR42W/GX24q	1	42	11	10	9
REZ-2T42	CFTR32W/GX24q	2	32	7	6	6
REZ-2T42	CFTR42W/GX24q	2	42	5	5	4
REZ-2T42	CFTR57W/GX24q	1	57	8	7	7
REZ-2T42	CFTR70W/GX24q	1	70	7	6	5
IEZ-2S24	FT24W/2G11	2	24/27	9	8	8
IEZ-2S24	F24T5/HO	2	24	9	8	8
REZ-1TTS40	FT36W/2G11	1	36/39	14	13	12
REZ-1TTS40	FT40W/2G11/RS	1	40	14	13	12
REZ-2TTS40	FT36W/2G12	2	36/40	7	6	6
REZ-2TTS40	FT40W/2G11/RS	2	41	6	6	5
REZ-154	F54T5/HO	1	54	8	8	7
REZ-154	FC12T5/HO	1	55	9	8	7
REZ-154	FT55W/2G11	1	55	9	8	7
REZ-2S54	F54T5/HO	2	54	4	4	3
REZ-2S54	FC12T5/HO	2	55	4	4	4
REZ-2S54	FT55W/2G12	2	55	4	4	4
REZ-132	F17T8, FBO16T8	1	17	23	21	19
REZ-132	F25T8, FBO24T8	1	25	18	16	14
REZ-132	F32T8, FBO31T8	1	32	16	14	13
REZ-2S32	F17T8, FBO16T9	2	17	14	13	12
REZ-2S32	F25T8, FBO24T9	2	25	10	9	8
REZ-2S32	F32T8, FBO31T9	2	32	8	7	6
REZ-3S32	F17T8, FBO16T10	3	17	10	9	8
REZ-3S32	F25T8, FBO24T10	3	25	7	6	5
REZ-3S32	F32T8, FBO31T10	3	32	5	4	4

**Lutron Tu-Wire® ballast.** The total of all line currents for the ballasts connected to the dimmer should be less than: 4-70A for one gang; 4-30A for two gang and 3-90A for three gang installations.

Electrical Sector  
203 Cooper Circle  
Peachtree City, GA 30269  
United States  
Eaton.com  
Eaton.com/wiringdevices

Electrical Sector  
Canada Operations  
5925 McLaughlin Road  
Mississauga, Ontario, L5R 1B8  
Canada  
EatonCanada.ca  
Eaton.com/wiringdevices

Electrical Sector  
Mexico Operations  
Carr. Tlalhepantla -  
Cuautitlan Km 17.8 s/n  
Col. Villa Jardin esq.  
Cerrada 8 de Mayo  
Cuautitlan, Mexico CP 54800  
Mexico  
Eaton.mx  
Eaton.com/wiringdevices